



## **Fire Ant Decapitating Fly Cooperative Release Programs (1994–2008): Two Pseudacteon Species, *P. tricuspis* and *P. curvatus*, Rapidly Expand Across Imported Fire Ant Populations in the Southeastern United States**

Authors: Callcott, Anne-Marie A., Porter, Sanford D., Weeks, Ronald D., “Fudd” Graham, L. C., Johnson, Seth J., et al.

Source: Journal of Insect Science, 11(19) : 1-25

Published By: Entomological Society of America

URL: <https://doi.org/10.1673/031.011.0119>

---

BioOne Complete ([complete.BioOne.org](https://complete.BioOne.org)) is a full-text database of 200 subscribed and open-access titles in the biological, ecological, and environmental sciences published by nonprofit societies, associations, museums, institutions, and presses.

Your use of this PDF, the BioOne Complete website, and all posted and associated content indicates your acceptance of BioOne's Terms of Use, available at [www.bioone.org/terms-of-use](https://www.bioone.org/terms-of-use).

Usage of BioOne Complete content is strictly limited to personal, educational, and non - commercial use. Commercial inquiries or rights and permissions requests should be directed to the individual publisher as copyright holder.

---

BioOne sees sustainable scholarly publishing as an inherently collaborative enterprise connecting authors, nonprofit publishers, academic institutions, research libraries, and research funders in the common goal of maximizing access to critical research.



## Fire ant decapitating fly cooperative release programs (1994-2008): Two *Pseudacteon* species, *P. tricuspis* and *P. curvatus*, rapidly expand across imported fire ant populations in the southeastern United States

Anne-Marie A. Callcott<sup>1a</sup>, Sanford D. Porter<sup>2b</sup>, Ronald D. Weeks, Jr.<sup>3c</sup>, L. C. "Fudd" Graham<sup>4d</sup>, Seth J. Johnson<sup>5e</sup>, Lawrence E. Gilbert<sup>6f</sup>

<sup>1</sup> USDA, APHIS, PPQ, Center for Plant Health Science and Technology, Gulfport Laboratory, 3505 25th Avenue, Gulfport, MS 39501

<sup>2</sup> Center for Medical, Agricultural and Veterinary Entomology, USDA-ARS, 1600 SW 23rd Drive, Gainesville, FL 32608

<sup>3</sup> USDA, APHIS, PPQ, Eastern Region Office, 920 Main Campus Drive, Raleigh, NC 27606-5213

<sup>4</sup> Department of Entomology and Plant Pathology, Auburn University, 301 Funchess Hall, Auburn, AL 36849-5413

<sup>5</sup> Department of Entomology, 400 Life Sciences Building, Louisiana State University Agricultural Center, Baton Rouge, LA 70803

<sup>6</sup> Brackenridge Field Laboratory and Section of Integrative Biology, The University of Texas, Austin, TX 78712

### Abstract

Natural enemies of the imported fire ants, *Solenopsis invicta* Buren, *S. richteri* Forel (Hymenoptera: Formicidae), and their hybrid, include a suite of more than 20 fire ant decapitating phorid flies from South America in the genus *Pseudacteon*. Over the past 12 years, many researchers and associates have cooperated in introducing several species as classical or self-sustaining biological control agents in the United States. As a result, two species of flies, *Pseudacteon tricuspis* Borgmeier and *P. curvatus* Borgmeier (Diptera: Phoridae), are well established across large areas of the southeastern United States. Whereas many researchers have published local and state information about the establishment and spread of these flies, here distribution data from both published and unpublished sources has been compiled for the entire United States with the goal of presenting confirmed and probable distributions as of the fall of 2008. Documented rates of expansion were also used to predict the distribution of these flies three years later in the fall of 2011. In the fall of 2008, eleven years after the first successful release, we estimate that *P. tricuspis* covered about 50% of the fire ant quarantined area and that it will occur in almost 65% of the quarantine area by 2011. Complete coverage of the fire ant quarantined area will be delayed or limited by this species' slow rate of spread and frequent failure to establish in more northerly portions of the fire ant range and also, perhaps, by its preference for red imported fire ants (*S. invicta*). Eight years after the first successful release of *P. curvatus*, two biotypes of this species (one biotype occurring predominantly in the black and hybrid imported fire ants and the other occurring in red imported fire ants) covered almost 60% of the fire ant quarantined area. We estimate these two biotypes will cover almost 90% of the quarantine area by 2011 and 100% by 2012 or 2013. Strategic selection of several distributional gaps for future releases will accelerate complete coverage of quarantine areas. However, some

gaps may be best used for the release of additional species of decapitating flies because establishment rates may be higher in areas without competing species.

**Keywords:** biocontrol, biological control, distribution, expansion, Formicidae, Phoridae, *Solenopsis invicta*, *Solenopsis richteri*

**Correspondence:** <sup>a</sup> [anne-marie.a.callcott@aphis.usda.gov](mailto:anne-marie.a.callcott@aphis.usda.gov), <sup>b</sup> [sanford.porter@ars.usda.gov](mailto:sanford.porter@ars.usda.gov), <sup>c</sup> [ron.d.weeks@aphis.usda.gov](mailto:ron.d.weeks@aphis.usda.gov), <sup>d</sup> [grahalc@auburn.edu](mailto:grahalc@auburn.edu), <sup>e</sup> [sjohnson@agcenter.lsu.edu](mailto:sjohnson@agcenter.lsu.edu), <sup>f</sup> [lgilbert@mail.utexas.edu](mailto:lgilbert@mail.utexas.edu)

**Editor:** J. P. Michaud was editor of this paper.

**Received:** 6 November 2008, **Accepted:** 15 April 2010

**Copyright :** This is an open access paper. We use the Creative Commons Attribution 3.0 license that permits unrestricted use, provided that the paper is properly attributed.

**ISSN:** 1536-2442 | Vol. 11, Number 19

**Cite this paper as:**

Callcott A-M A, Porter SD, Weeks Jr. RD, Graham LC, Johnson SJ, Gilbert LE. 2011. Fire ant decapitating fly cooperative release programs (1994-2008): Two *Pseudacteon* species, *P. tricuspis* and *P. curvatus*, rapidly expand across imported fire ant populations in the southeastern United States. *Journal of Insect Science* 11:19 available online: [insectscience.org/11.19](http://insectscience.org/11.19)

## Introduction

---

Imported fire ants, *Solenopsis invicta* Buren and *Solenopsis richteri* Forel (Hymenoptera: Formicidae), invaded the United States more than 75 years ago. Today they have expanded their range into at least 13 states and Puerto Rico and over 1,385,000 km<sup>2</sup> (Callcott and Collins 1996; updated by A-M.A.C.). While *S. invicta* is present throughout most of the southeastern United States, *S. richteri* and the *S. invicta* x *S. richteri* hybrid are confined to northern areas of Mississippi (Streett et al. 2006), Alabama (Bertagnolli et al. 2007), Georgia (Gardner et al. 2008), and the southern two-thirds of Tennessee (Oliver et al. 2009).

Imported fire ants are 5-10 times more abundant in the United States than they are in their South American homeland (Porter et al. 1992; Porter et al. 1997). Escape from natural biological control agents left behind in South America is the most likely explanation for these intercontinental differences in fire ant populations. Consequently, it is possible that the introduction of biocontrol agents from South America may help tip the ecological balance in favor of native ants (Porter 1998) and reduce North American fire ant populations to levels more like those found in South America (Porter et al. 1997).

Natural enemies of imported fire ants include several microsporidian pathogens (Jouvenaz 1983; Oi and Williams 2002; Briano 2005; Oi and Valles 2008), at least three newly discovered viruses (Valles et al. 2007a; Valles et al. 2007b; Valles and Hashimoto 2009), several kinds of nematodes (Jouvenaz et al. 1988; Poinar et al. 2007), and a variety of arthropod parasites and parasitoids (Wojcik 1989; Wojcik et al. 1991; Calcaterra et al.

2001; Varone and Briano 2009) including at least 24 species of very small phorid flies in the genus *Pseudacteon* (Porter and Pesquero 2001; Brown et al. 2003; Calcaterra 2007; Kronforst et al. 2007; Patrock et al. 2009). Flies in the genus *Pseudacteon* (Diptera: Phoridae) are known as decapitating flies because their larvae have the unusual habit of decapitating their host and then using the empty ant head capsule as a pupal case (Porter et al. 1995a; Consoli et al. 2001). Different species partition niche space by host size, season, time of day, and mode of attack (Capiolo et al. 1994; Fowler et al. 1995; Pesquero et al. 1996; Morrison et al. 1997; Orr et al. 1997; Folgarait et al. 2003). Certain fly species or biotypes prefer specific fire ant hosts (i.e. black imported fire ants, red imported fire ants, or their hybrid; Porter and Briano 2000; Vazquez et al. 2006). Consequently, the introduction of a selection of several fly species is expected to be necessary to have maximum impact on fire ant populations.

The decapitating flies *Pseudacteon tricuspis* Borgmeier and *P. curvatus* Borgmeier (Diptera: Phoridae) were first successfully released in the United States beginning in 1997 (Porter et al. 2004) and 2000 (Graham et al. 2003b) as self-sustaining, classical biological control agents of the imported fire ants: *S. invicta*, *S. richteri*, and their hybrid. A third phorid species, *Pseudacteon litoralis* Borgmeier, was established at a single site in Alabama in 2005 (Porter et al. 2011) and a fourth species, *Pseudacteon obtusus* Borgmeier, has been established recently at sites in Texas (Gilbert et al. 2008) and Florida (S.D.P.). *Pseudacteon cultellatus* Borgmeier has recently been approved for field release (April 2010) and *Pseudacteon nocens* Borgmeier and several additional fly species

are being reared and/or test-released in Austin, TX (L.E.G.).

In the past 10+ years, a great deal of research has been conducted with fire ant decapitating flies and a large effort has been expended to establish them in the United States. Research has addressed aspects of basic biology (Porter 1998; Morrison 2000), ecology (Feener 2000; Morrison et al. 2000; Folgarait et al. 2005), taxonomy (Porter and Pesquero 2001), behavior (Orr et al. 1995; Orr et al. 1996; Wuellner et al. 2002), host specificity (Porter and Gilbert 2004), and automated rearing techniques (Vogt et al. 2003). Numerous studies on the establishment and spread of the phorid flies have been published (Table 1). However, all of these studies have focused on local or state levels. Since the overall distribution of *P. tricuspis* and *P. curvatus* in the United States has not yet been compiled, an attempt was made to gather distribution data available from various sources into one publication. The primary objective of this study is to show the confirmed and probable distributions of *P. tricuspis* and *P. curvatus* in the southeastern United States as of the fall of 2008. Data on where and when these flies were released are also provided. Rates of expansion were observed to predict where these flies will be by the fall of 2011 and when they are likely to achieve complete coverage of fire ant populations in the United States.

### History of rearing and release programs

In 1994, two independent projects were initiated in Brazil with the goal of studying *Pseudacteon* phorid flies for biological control of invasive *Solenopsis* fire ants. The USDA-ARS fire ant research project (Gainesville, FL) focused on phorid fly life history studies and rearing methods. These studies were conducted in collaboration with Harold

Fowler at Sao Paulo State University in Rio Claro and Luiz Alexandre Nogueira de Sa at the Embrapa research center near Jaguariuna, SP, Brazil. The University of Texas project (Austin, TX) focused on ecological studies of fire ants and phorid flies. Their efforts in Brazil were conducted in cooperation with Woodruff Benson at the University of Campinas, Brazil.

The University of Texas project obtained permits to release four species of South American *Pseudacteon* decapitating flies in the United States in May 1995 (Gilbert and Patrock 2002); however, early releases associated with this permit were not successful probably because of problems related to rearing, droughts, and the small numbers of flies available for release (Gilbert et al. 2008). The University of Texas group then began cooperating with Patricia Folgarait (Universidad Nacional de Quilmes, Buenos Aires, Argentina) and focused on rearing and releasing *P. tricuspis* and *P. curvatus* in the hot and drier eco-regions of central and southern Texas (Appendices 1, 2; Gilbert and Patrock 2002; Gilbert et al. 2008).

The USDA-ARS project obtained authorization to release *P. tricuspis* in 1997. Favorable climatic conditions in Florida and the ability to rear and release several thousand flies from laboratory colonies resulted in at least five successful releases around Gainesville, FL between 1997 and 1999 (Porter et al. 2004). The USDA-ARS obtained permission to field release *P. curvatus* in 2000. After releases in Florida, Alabama, and Tennessee (2000-2001), this colony was transferred to the USDA-ARS BCPRU laboratory in Starkville, MS that used the flies for releases in Clay County, MS (Vogt et al. 2003) and additional releases in the three states just mentioned. In 2001, a second

biotype of *P. curvatus* was collected in Argentina and successfully released against red imported fire ants at three sites near Gainesville in 2003 (Vazquez et al. 2006). All together, USDA-ARS and their state cooperators released *P. tricuspis* in 11 states and *P. curvatus* flies in six states between 1997 and 2004 (Appendices 1 and 2).

In 2001, the USDA-APHIS initiated a cooperative program to rear and release decapitating flies as fire ant biocontrol agents in all infested states (Callcott et al. 2007). The Florida Department of Agriculture, Division of Plant Industry (FL-DPI), in Gainesville, Florida was contracted to mass-rear the phorid flies and distribute them for release. USDA-ARS (Gainesville, FL) assisted by collecting and evaluating new fly species for potential field release, establishing the initial laboratory colonies of flies. USDA-APHIS coordinated releases with state cooperators in each of the fire ant-infested states including Puerto Rico (Table 1; Appendices 1, 2), who in turn released the flies and monitored establishment and spread. The USDA-APHIS program began in 2002 with *P. tricuspis* and in 2004 with *P. curvatus*. Louisiana State University also successfully reared *P. tricuspis* flies obtained from the USDA-APHIS program and used these flies for two releases in Louisiana (Table 1; [Appendix 1](#)).

The USDA-ARS laboratories in Florida and Mississippi and their cooperators released *P. tricuspis* at one or more sites in 27 counties and *P. curvatus* at one or more sites in 13 counties across the southern United States from 1997-2004 (Appendices 1, 2). Between 1995 and 2008, the University of Texas laboratory and their cooperators released *P. tricuspis* at one or more sites in 21 counties and *P. curvatus* at one or more sites in 14 counties, with both species released in some

counties (Appendices 1, 2). Between 2001 and 2008, the USDA-APHIS cooperative program provided *P. tricuspis* and *P. curvatus* flies for one or more releases in 45 and 31 counties, respectively, across the southern U.S. (including Puerto Rico) and California (Appendices 1, 2). Overall, from 1995 to 2008, *P. tricuspis* and *P. curvatus* were released in 114 counties in the United States. One or more releases have occurred in 32 Texas counties, 14 Alabama counties, and 10 or fewer counties in each of the remaining southern states, Puerto Rico, and California.

### Sources of flies

All of the *P. tricuspis* flies released in the United States outside of Texas were collected by S.D.P. from the Jaguariuna Embrapa research center just north of Campinas, SP, Brazil ([Appendix 1](#)). Most of the flies released in east Texas and north Texas were also Jaguariuna flies. A biotype of *P. tricuspis* collected by S.D.P. and Juan Briano from a site 35 km NW of Formosa, Argentina in October 2001 (see Vazquez et al. 2006) was released at the USDA-ARS Areawide research site north of Caldwell, Texas (Burlison Co.) in the spring of 2003 (Barr and Calixto 2004). Flies released by the University of Texas in central and south Texas were from a mixture of locations including flies they had collected in Campinas, Brazil supplemented by the two biotypes mentioned above (Gilbert et al. 2008).

Two biotypes of *P. curvatus* have been released in the United States. The first was collected from *S. richteri* (black fire ants) near Las Flores, Buenos Aires, Argentina by S.D.P. with the help of Juan Briano (Graham et al. 2003b). When the Las Flores biotype was released on red imported fire ants in the United States around Gainesville, Florida (2000-2001), it failed to establish seven times

(Graham et al. 2003b; not shown in Appendix 2). A small release of the Las Flores biotype in Oklahoma on red fire ants in 2002 probably also failed. However, almost every release on black and hybrid fire ants in Tennessee, Mississippi, and Alabama succeeded (Graham et al. 2003b; Vogt and Streett 2003; Parkman et al. 2005; [Appendix 2](#)).

A second biotype of *P. curvatus* was collected from red fire ants at a site 35 km NW of Formosa, Argentina by S.D.P. and Juan Briano (Vazquez et al. 2006). The first releases of the Formosa biotype were made in 2003 around Gainesville, FL (Vazquez et al. 2006). All of the *P. curvatus* releases after 2003 in Arkansas, Florida, Georgia, Louisiana, North Carolina, Oklahoma, Puerto Rico, South Carolina, and Texas were Formosa biotype flies ([Appendix 2](#)). A population of the Formosa biotype initiated at University of Texas' Brackenridge Field Laboratory in 2004, with less than 200 female flies from the Gainesville colony, was the foundation for the release and spread of *P. curvatus* across much of central and southern Texas.

### Assessment of impacts

Fire ants have evolved a suite of defensive behaviors to protect them against *Pseudacteon* decapitating flies (Porter 1998). Worker ants are keenly aware of phorid flies and the presence of even a single fly can stop or greatly inhibit the foraging efforts of hundreds of workers (Feener and Brown 1992; Orr et al. 1995; Porter et al. 1995b). Reduced foraging appears to facilitate competition from ants that might otherwise be excluded from food sources in fire ant territories (Feener and Brown 1992; Orr et al. 1995; Porter et al. 1995b; Morrison 1999; Mehdiabadi and Gilbert 2002). Workers may hide, remain motionless, or curl into an upside down "C"

posture that appears to protect them from parasitism.

Morrison and Porter (2005a) reported that the impacts of a single species of fly, *P. tricuspis*, on fire ant populations in north central Florida did not rise above background variability (10-30%). Several other studies have indicated negative impacts, but sample sizes have been small (Graham et al. 2003a; Vander Meer et al. 2007; Oi et al. 2008). Fire ant populations in the United States are unusually high compared with populations in their native range (Porter et al. 1997). Are phorid decapitating flies the reason? Probably not, in and of themselves, but they almost certainly contribute to this intercontinental difference by 1) killing a small percentage of workers directly (Morrison and Porter 2005b), 2) limiting foraging during daylight hours (Porter 1998), and perhaps 3) vectoring pathogens among colonies (Oi et al. 2009). It is important to note that decapitating flies and other natural enemies do not need to kill fire ant colonies directly to provide benefits. If they stress colonies enough that native ants can compete more effectively, they may tilt the ecological balance in favor of native species.

A number of studies are either underway or planned to assess impacts of flies on fire ants in the U.S. Additional studies are planned to determine field parasitism rates of *Pseudacteon* flies seasonally at several locations near Gainesville, FL using methods similar to those Morrison and Porter (2005b) used for *P. tricuspis*. The potential of *Pseudacteon* flies to vector known fire ant pathogens is also being investigated. Recent studies indicate that *Pseudacteon* flies probably do not vector the virus, SINV-1, or the microsporidian pathogen, *Vairimorpha invictae* (Valles and Porter 2007; Oi et al.

2009). However, *Pseudacteon* flies are carriers of the fire ant microsporidian pathogen *Kneallhazia solenopsae* (Oi et al. 2009), and tests are in progress to determine if the flies can vector this disease among colonies. Studies underway in Texas will compare fire ant populations before and after the releases of phorid flies. To date, the results have been ambiguous, at least partly because extreme drought conditions have disrupted fire ant populations at many of the sites. Additional studies in Louisiana will seek to determine the impact of phorids on the number and size of mounds.

### Field releases and monitoring

Release techniques varied according to fly species and the organization conducting the releases. They also evolved through time, but generally involved either releasing adult flies over active fire ant mounds (*P. tricuspis*, Porter et al. 2004), or shipping worker ants to the lab for parasitism and returning them to their original colony (*P. curvatus*, Graham et al. 2003b; Vogt and Streett 2003; Vazquez et al. 2006; Gilbert et al. 2008). Sometimes, both techniques were used.

The USDA-APHIS program shipped pupae for *P. tricuspis* releases and worker ants for *P. curvatus* releases by commercial carrier to state cooperators who then hand carried adult flies or worker ants to the field. The University of Texas project primarily hand delivered pupae to cooperators or hand-carried adult flies or worker ants from the lab to release sites. The USDA-ARS both hand delivered and commercially shipped pupae or worker ants to cooperators. Thus data from different sources varied according on the numbers of pupae shipped, adult flies released, grams of worker ants introduced into lab colonies for parasitization, and number of mounds used to obtain worker ants. Based on

available emergence data, pupae shipped by commercial carrier had significantly lower emergence rates than pupae hand carried to cooperators (ca. 50% vs. 75%, respectively). The USDA-APHIS program used a standard calculation to determine the approximate number of potential flies shipped to the field when worker ants were shipped to the lab for parasitization with *P. curvatus* regardless of the number of mounds where ants were collected: weight of ants (g) x 800 ants/g x 0.30 (ca. 30% parasitization rate). To standardize University of Texas data, especially with *P. curvatus* releases that cite number of mounds, a similar calculation as above was used, estimating that 2 g of workers would be collected from each mound (Gilbert et al. 2008), but with 575 ants/g and a 16% average parasitism rate (R. Plowes, personal communication).

Generally, a release event in the USDA-APHIS program consisted of multiple releases over 2-4 weeks at one site and involved 2-20 thousand flies, or potential flies, with smaller numbers for *P. tricuspis* (3,400/release) and larger numbers for *P. curvatus* (15,300/release). USDA-ARS also conducted multiple releases over a 2-4 week period at one site using ca. 2500/release for *P. tricuspis* and 14,500/release for *P. curvatus*. University of Texas conducted multiple releases over longer periods of several months to several years at one site, resulting in 2-30 thousand flies or potential flies being released at one site with 8,850/release for *P. tricuspis* and 6,800/release for *P. curvatus*.

Flies were considered to be established at a site after they were observed to overwinter and expand their distribution locally. Monitoring of establishment and spread was originally done by disturbing fire ant mounds and visually looking for the flies (Porter et al.



2004). This method is labor intensive and tedious. Puckett et al. (2007) developed a phorid fly trap that successfully monitored establishment and spread of the flies and allowed states with limited staff to survey more sites in a shorter time. The University of Texas monitored phorid flies with a trap using sticky fly paper that allowed rapid scoring and long term storage of specimens (LeBrun et al. 2008). Data presented here were collected either by these three methods, or by methods noted in references cited.

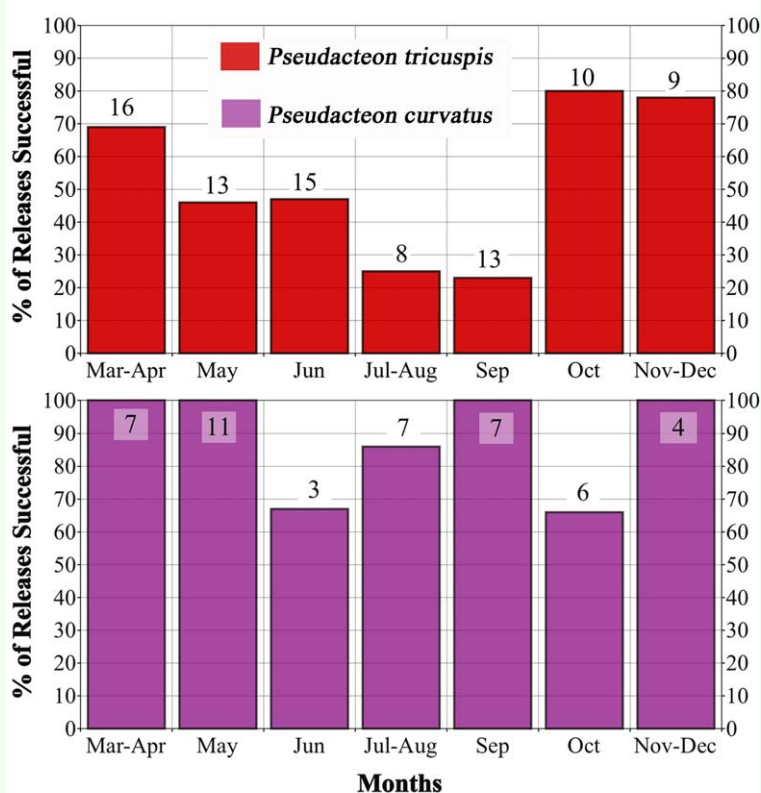
Establishment of *P. tricuspis* was 51% successful at sites where releases were conducted over 2-3 weeks, and 59% successful where releases occurred over months or years at one site ([Appendix 1](#)). For *P. curvatus*, shorter term release events resulted in an 89% success rate and longer term release events resulted in a 100% success rate ([Appendix 2](#)). The success of *P. tricuspis* releases in the months of May through September was significantly less than that of releases made earlier in spring and later in fall ( $\chi^2 = 11.5$ , 1 df,  $P < 0.005$ ; Figure 1). The success rate of *P. curvatus* releases was not significantly related to season because only two of the four failed releases occurred in the summer. No relationship was found between the number of flies released and success rate for either *P. tricuspis* or *P. curvatus* (two-tailed t-Tests;  $P \geq 0.2$ ).

### Estimating fly distributions

Estimates for 'probable' distributions of flies in the fall of 2008 (Figure 2) and 'predicted' distributions in three years time (Figure 3) were based on the confirmed locations in Figure 2 and historical dispersal rates reported in the literature (Porter et al. 2004; Pereira and Porter 2006; Henne et al. 2007a; LeBrun et al. 2008; Porter 2010). Generally, the literature indicates that established populations of

decapitating flies expand outward at the rate of about 30 km/yr (Porter 2010); however, this can be quite variable. Newly established populations will usually only expand a few kilometers in the first year and sometimes there is a latency period of several years before any expansion occurs (Porter et al. 2004; Henne et al. 2007a). Expansion rates generally accelerate over time as larger populations make long-distance dispersal events more common (Pereira and Porter 2006; Henne et al. 2007a). In some instances, expansion can be very slow in one direction but rapid in another (Porter et al. 2004; Henne et al. 2007a; LeBrun et al. 2008) with rates in excess of 50 km/yr having been reported (Pereira and Porter 2006). Expansion rates for *P. tricuspis* have been slow in drier portions of Texas (Gilbert et al. 2008) and cooler portions of the range (e.g. the population released in 1999 near Clemson in western South Carolina; Figure 2). High densities of *P. curvatus* may reduce *P. tricuspis* populations in some areas (Porter 2010), most likely slowing rates of *P. tricuspis* expansion (LeBrun et al. 2009). Expansion rates of *P. curvatus* generally appear to exceed those of *P. tricuspis* probably because of shorter latency periods and higher densities (Porter 2010) due to higher densities of the small workers that can serve as hosts for this fly.

In making estimates for the 2008 distributions we tried to take all of the factors above into consideration. Generally, 30 km/yr was used as the estimated rate of expansion for well established populations; however, this was adjusted to match confirmed observations in neighboring counties. Estimates for future distributions were based primarily on observed regional and local rates of expansion (Figure 2). We attempted to be conservative in estimates of current distributions and predictions for future distributions.



**Figure 1.** Percent of *Pseudacteon tricuspis* (top, N = 84) and *Pseudacteon curvatus* (bottom, N = 45) releases successful as a function of month for all releases occurring over a 1-4 week period. Numbers on or over bars indicate the number of release sites for that period. Months with 2 or fewer releases were combined with adjacent months. High quality figures are available online.

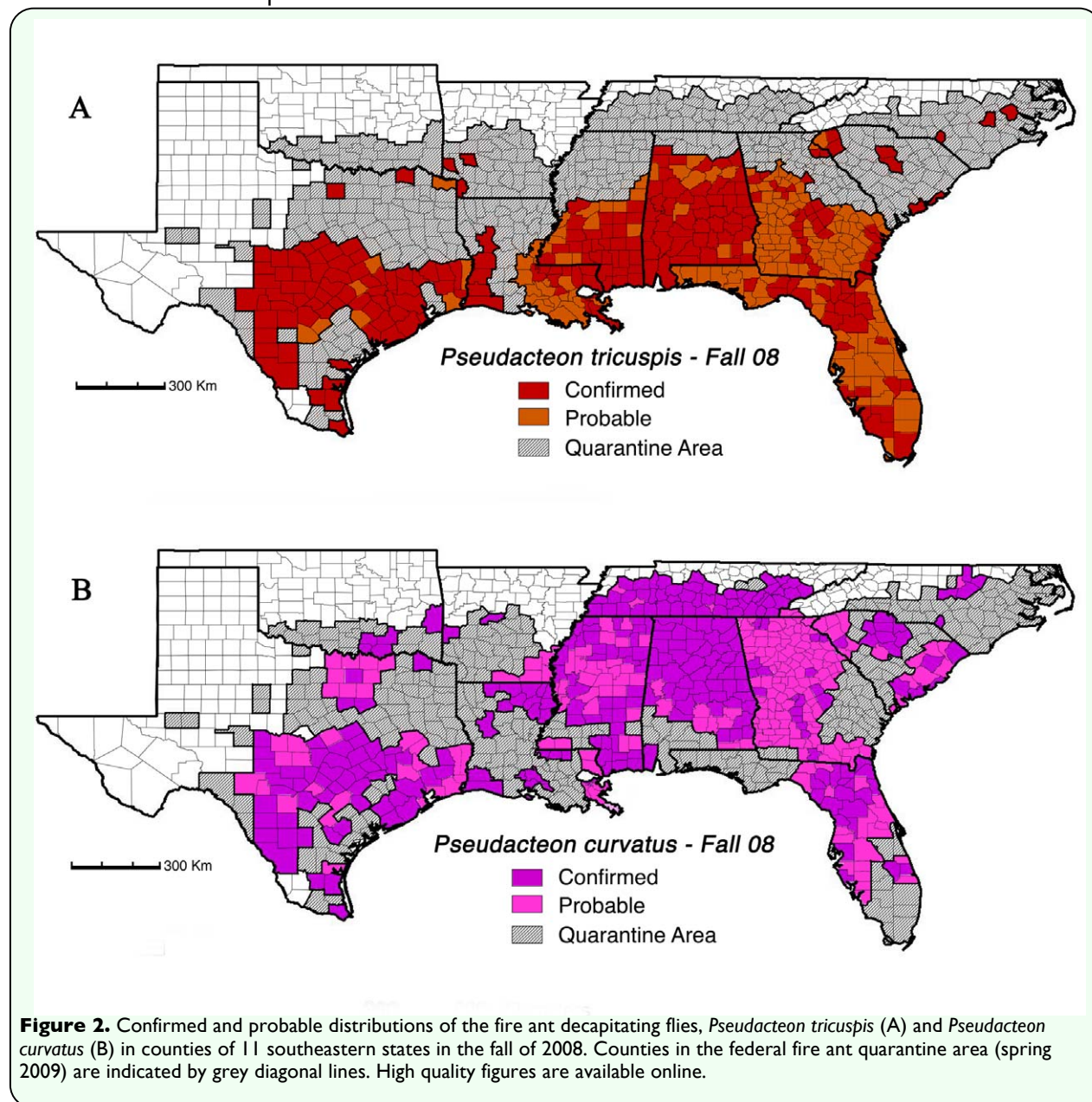
Specifically to mitigate over-estimates, counties were generally not considered 'probable' in 2008 (Figure 2) or 'predicted' in 2011 (Figure 3) until half or more of the county was considered to be occupied by flies.

The uncertainty associated with fly dispersal is one reason why we chose to present distribution results and area estimates at the county level. The other reason is that on a large geographic scale, county-level data is probably sufficiently accurate. We recognize that fire ant populations, and therefore the associated phorid fly populations, may not be equally distributed over a county, especially in arid regions such as west Texas, and along the leading edge of the fire ant infestation. Overall, we feel that a compilation of distribution data on this large geographic scale dictates that we use a fairly large data point in

order to graphically illustrate the data, and therefore county-level data points were chosen.

### Observed and predicted fly distributions

***Pseudacteon tricuspis*.** Establishment and spread of *P. tricuspis* has been most successful in the southern areas of the imported fire ant range in the United States (Figure 2A) with at least moderate levels of precipitation (>100 cm/year). Field releases at sites in the more northern areas (north of the line of latitude marking the Louisiana border) were only 32% successful (13/40; [Appendix 1](#), Figure 3A) compared to 69% successful (31/45) in the moist southern areas from College Station, Texas and eastward. Releases at sites in the hotter and drier parts of Texas west and south of College Station were intermediate with a 50% success rate (16/32, [Appendix 1](#)), a figure that would be lower if

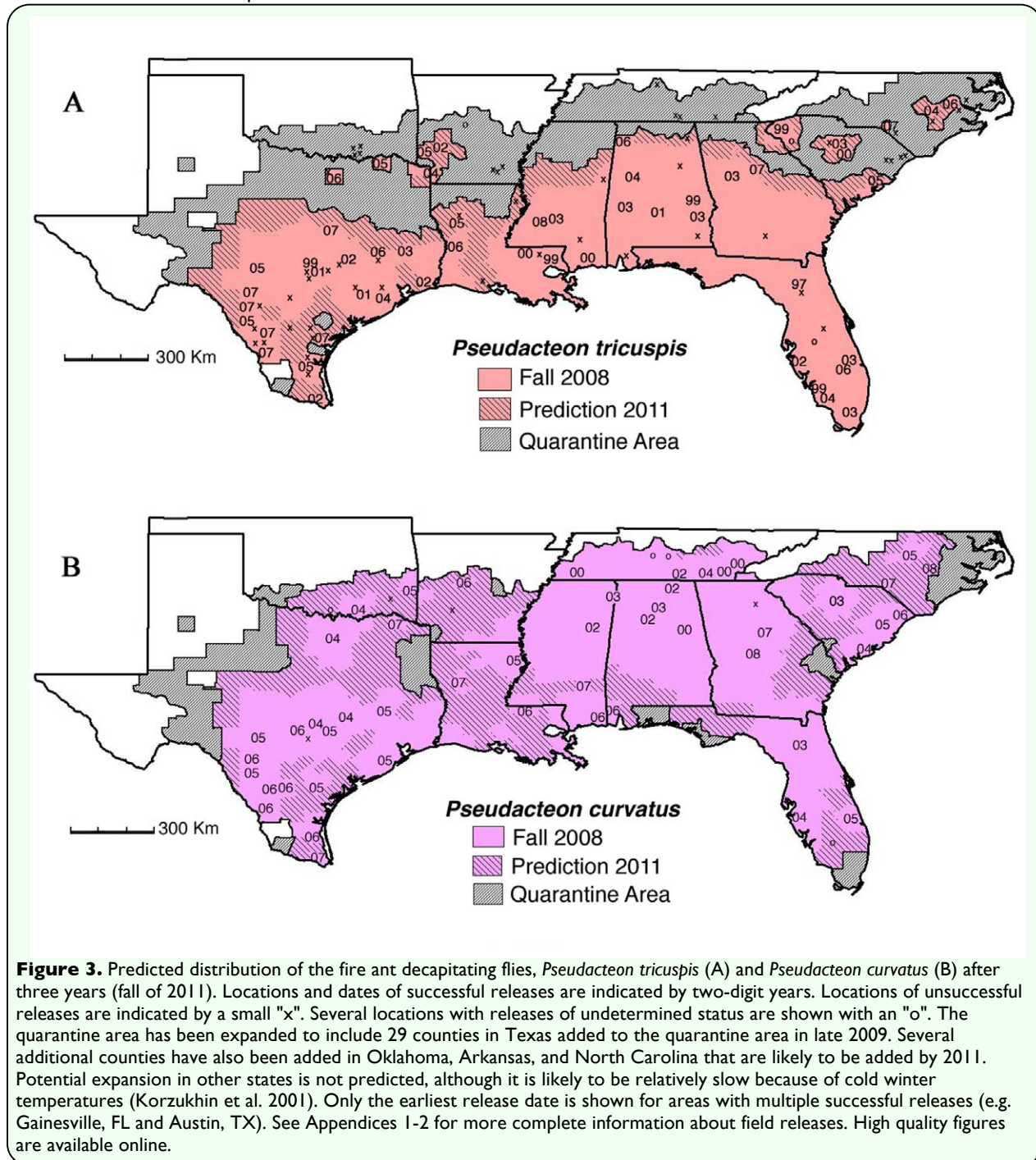


multiple releases at the same site were considered separately. Furthermore, it appears that expansion rates of *P. tricuspis* flies released in cool, dry regions were often slower than those released in warm, moist locations (Figure 2A, Figure 3A).

In the fall of 2008, eleven years after the first successful release, *P. tricuspis* occupied about 709,000 km<sup>2</sup> or about 50% of the fire ant quarantine area (Figure 2A). In three more years, we estimate that this percentage will

increase to almost 65% (Figure 3A). In addition to the distributions and releases shown in Figures 2A and 3A, *P. tricuspis* has been released in Puerto Rico and is established on fire ant populations across most if not all of the island. Releases in California were unsuccessful.

***Pseudacteon curvatus.*** Unlike *P. tricuspis*, *P. curvatus* readily established in northern parts of the fire ant range and expanded rapidly in those areas (Figure 2B; [Appendix 2](#)). In the



fall of 2008, eight years after the first successful release, *P. curvatus* occupied about 828,000 km<sup>2</sup> or almost 60% of the fire ant quarantine area (Figure 2B). In three more years, we estimate that this percentage will increase to almost 90% (Figure 3B). The large continuous distribution of *P. curvatus* flies in Tennessee, Mississippi, and Alabama (Figure

2B) is probably almost entirely the result of releases of the Las Flores biotype. While the Las Flores biotype initially established on black and hybrid fire ants, these flies have also expanded southward into areas that are exclusively red fire ants (Shoemaker et al. 1996; Streett et al. 2006; Gardner et al. 2008). Populations of the two biotypes appear to be

meeting in the northeast corner of Louisiana and in southern Georgia. We also expect that populations will shortly meet in southern Mississippi and central South Carolina. In addition, *P. curvatus* has been released and established in Puerto Rico but the extent of its distribution there has not been fully determined.

## Discussion

The establishment and natural spread of *P. tricuspis* and *P. curvatus* has been remarkably successful in the southern United States since their original release and establishment in 1997 and 2000, respectively. Comparisons of release methods for *P. tricuspis* (multiple releases over a short period of time vs. multiple releases over longer periods of time) indicate little effect on success rates. However, regional comparisons (north vs. south; moist vs. arid; red fire ants vs. hybrid or black fire ants) suggest *P. tricuspis* is best adapted to warm, moist regions of the southeastern United States. Releases of *P. tricuspis* in the summer were not as successful as in the spring and fall (Figure 1) probably because of high temperatures. The lack of correlation between number of flies released and the success of the *P. tricuspis* releases indicates that factors such as geography, season, and perhaps the habitat of each release site were more important determinants of establishment.

Both biotypes of *P. curvatus* had high establishment rates, with only four confirmed failures using the short term release method, and no failures with the longer term method as well as successes throughout all southeastern areas of the imported fire ant range. Success rates of *P. curvatus* releases were not significantly correlated with season, although releases in the cooler months, November

through April, were all successful (Figure 1). The success of *P. curvatus* releases was also not related to the number of flies released, but success on red fire ants was dramatically improved by releasing the Formosa biotype from Argentina (Graham et al. 2003b; Vazquez et al. 2006; Figures 2B, 3B). The high overall success rate with *P. curvatus* is probably because they are naturally better colonizers than *P. tricuspis*, and because they attack minor fire ant workers that are more abundant than majors and therefore occur in higher densities. Although *P. curvatus* was released in higher numbers than *P. tricuspis* and released as larvae in parasitized ants, neither of these factors seemed to improve the success of *P. tricuspis* releases.

By 2011, we expect that *P. tricuspis* will occupy virtually all of the southern 2/3 of the range of imported fire ants in the United States (Figure 3A). Expansion in the northern 1/3 of the range is likely to be gradual based on the poor establishment success and slow expansion rates of *P. tricuspis* flies in northern areas (Figure 3A; [Appendix 1](#)). Also, there is reason to expect that the biotype of *P. tricuspis* collected from red fire ants in Jaguariuna, Brazil may not do well on black or hybrid fire ants (Porter and Pesquero 2001; He and Fadamiro 2009). High densities of *P. curvatus* in regions occupied by this species (LeBrun et al. 2009; Porter 2010) may limit the abundance and dispersal rates of *P. tricuspis* probably because attacking flies quickly trigger ant defensive responses which limit the access of other congeners (LeBrun et al. 2009). It would also be interesting to use molecular techniques to assess the fate of several biotypes of *P. tricuspis* released in Texas (Barr and Calixto 2004; Gilbert et al. 2008). Biotypes collected in drier regions of Argentina and from fire ant source populations in Argentina which are more

similar to *S. invicta* populations in the United States (Caldera et al. 2008) may be able to out-compete biotypes from wetter regions or biotypes from more distantly related *S. invicta* populations.

*Pseudacteon curvatus* has expanded rapidly throughout the range of imported fire ants in the southeastern United States (Figures 2B, 3B). By 2011, we predict that *P. curvatus* will occupy almost 90% of this area and by 2013 it will occupy essentially all of the quarantined area in the Southeast. Even though *P. curvatus* was first released more than three years after *P. tricuspis*, *P. curvatus* has expanded its range more rapidly (Porter 2010) perhaps because they occur in much higher densities, at least in Florida and Texas (LeBrun et al. 2009; Porter 2010). *Pseudacteon curvatus* flies have also done very well in northern areas of the range where cold temperatures and black and hybrid fire ants appear to be limiting the success of *P. tricuspis* (Figure 2, 3).

It is interesting that *P. curvatus* flies from black fire ants (Las Flores biotype) have apparently been able to adapt to red fire ant populations in southern Mississippi, Alabama, and Georgia (Figure 2B) even though repeated releases on red fire ants in Florida failed (Graham et al. 2003b). Notably, this biotype was reared for more than three years on red fire ants in the lab before being successfully released on black fire ants in the field (Graham et al. 2003b). Furthermore, the black fire ant (*S. richteri*) and the red fire ant (*S. invicta*) are very close sister species as is evidenced by their ability to form fertile hybrid populations in the United States (Shoemaker et al. 1996). As predicted, both *P. curvatus* biotypes have so far failed to establish on the native fire ant *Solenopsis geminata* (Porter 2000; Vazquez and Porter

2005; unpublished data, S.D.P. and L.E.G.) just as native *Pseudacteon* decapitating flies that attack *S. geminata* have failed to establish on the introduced *S. invicta* populations (Porter and Gilbert 2004).

We expect that, as the large population of *P. curvatus* from black fire ants (Las Flores biotype) in Tennessee, Mississippi, Alabama, and Georgia collides with *P. curvatus* populations from red fire ants (Formosa biotype) released in other states, the Formosa biotype will begin displacing the Las Flores biotype in regions with red fire ants (i.e. southern Mississippi, Alabama, Georgia). We predict this displacement because the two biotypes are probably genetically better adapted to their natural hosts based on their host preferences and the failure of Las Flores biotype to initially establish on red fire ant populations (Porter and Briano 2000; Graham et al. 2003b). Consequently, we also predict that the expansion of a better adapted Formosa biotype into areas where the Las Flores biotype currently attacks red fire ants will result in higher densities of *P. curvatus* than currently exist in those areas. The expansion of Africanized honey bees throughout South and Central America is an example of one biotype of honey bee largely displacing a resident biotype through introgressive hybridization (Winston 1992). In fact, the displacement of black fire ants and the hybrid from southern Mississippi (Streett et al. 2006) is also likely a result of introgressive hybridization. Normal hybrid fly populations between the Las Flores biotype and the Formosa biotype are also a likely result of the colliding fly populations, especially in areas with hybrid fire ants. Future studies of fly population genetics will hopefully test these and other hypotheses.

Strategic selection of future release sites, as well as additional surveys in selected areas, will hopefully fill gaps in the distribution of *P. tricuspis*. Releases of *P. tricuspis* in west Texas and in northeast Texas would supplement adjacent populations that are naturally spreading into those areas. However, additional releases of *P. tricuspis* in the more northern areas where establishment has been limited and expansion rates are very slow may not be the best use of resources considering the need to release additional species of flies already approved for field release (i.e. *P. obtusus* and *P. cultellatus*). Strategic releases of *P. curvatus* would also help fill gaps in the distribution (Figure 3B), but the best strategy may be to use these temporary gaps to release additional *Pseudacteon* species before *P. curvatus* arrives and interspecific competition makes establishment more difficult (see LeBrun et al 2009; S.D.P., unpublished data; Plowes and L.E.G., unpublished data). Overall, it is clearly time to shift rearing and release efforts to *P. obtusus* (already in mass production in Gainesville, FL and Austin, TX) and *P. cultellatus* (approved for field release, April 2010).

*Pseudacteon tricuspis* and *P. curvatus* are the first classical biological control agents to be successfully established against invasive ants. The release of an ichneumonid parasitoid in New Zealand against vespine wasps (Read et al. 1990) is the only other successful release of a biocontrol agent that we are aware of against a social insect pest. The successful establishment and spread of these two species should encourage exploration and testing of additional natural enemies that can be safely released against social insect pests.

### Acknowledgements

Rob Plowes and Ed LeBrun (Univ. of Texas, Austin, TX) are thanked for providing distributional data from fly releases in Texas and for proofing our distribution estimates for accuracy. David Milne (USDA-ARS, Gainesville, FL) provided expert help in drawing and redrawing numerous versions of the maps used in Figures 2 and 3. The University of Texas effort was made possible directly or indirectly by grants from The National Science Foundation, The Ewing Hasell Foundation, The Houston Livestock Show and Rodeo Education Committee, The Helen C. Kleberg and Robert J. Kleberg Foundation, The Lee and Ramona Bass Foundation, and the State of Texas Fire Ant Initiative. We especially wish to thank all the researchers, technicians, and public and private landowners who cooperated in this national effort to release and establish phorid flies. Finally, we thank Dan Wojcik (retired), David Oi (USDA-ARS), and two anonymous reviewers for their comments on the manuscript.

### References

- Barr CL, Calixto AA. 2004. Phorid fly range expansion and mound suppression in a heavily infested area. pp. 110-112. Proceedings 2004 Imported Fire Ant Conference, March 21-23, 2004.
- Bertagnolli V, Graham LC, VanderMeer RK, Ward KE, Ward RN. 2007. Ouch! Who bit me? – IFA in Alabama. pp. 112-115. Proceedings of the 2007 Annual Imported Fire Ant Conference, April 23-25, 2007.
- Briano JA. 2005. Long term studies of the red imported fire ant, *Solenopsis invicta*, infected with the microsporidia *Vairimorpha invictae* and *Thelohania solenopsae* in Argentina. *Environmental Entomology* 34: 124-132.

- Brown BV, Folgarait P, Gilbert L. 2003. A new species of *Pseudacteon* attacking *Solenopsis* fire ants (Hymenoptera: Formicidae) in Argentina. *Sociobiology* 41: 685-688.
- Calcaterra LA, Briano JA, Williams DF, Oi DH. 2001. Observations on the sexual castes of the fire ant parasite *Solenopsis daguerrei* (Hymenoptera: Formicidae). *Florida Entomologist* 84: 446-448.
- Calcaterra LA. 2007. *Pseudacteon calderensis*, a new fly species (Diptera: Phoridae) attacking the fire ant *Solenopsis interrupta* (Hymenoptera: Formicidae) in northwestern Argentina. *Annals of the Entomological Society of America* 100: 470-473.
- Caldera EJ, Ross KG, DeHeer CJ, Shoemaker DD. 2008. Putative native source of the invasive fire ant *Solenopsis invicta* in the U.S.A. *Biological Invasions* 10: 1457-1479.
- Callcott A-MA, Collins HL. 1996. Invasion and range expansion of imported fire ants (Hymenoptera: Formicidae) in North America from 1918-1995. *Florida Entomologist* 79: 240-251.
- Callcott A-M, Weeks R, Roberts D, Schneider G, (and many cooperators). 2007. Phorid flies – USDA, APHIS rearing and release program: Overview of current USDA, APHIS efforts to release phorid flies (*Pseudacteon* spp.) into imported fire ant populations in the U.S. and Puerto Rico. pp. 84-91. Proceedings of the 2007 Annual Imported Fire Ant Conference, April 23-25, 2007.
- Campiolo S, Pesquero MA, Fowler HG. 1994. Size-selective oviposition by phorid (Diptera: Phoridae) parasitoids on workers of the fire ant, *Solenopsis saevissima* (Hymenoptera: Formicidae). *Etologia* 4: 85-86.
- Clemons J, McCarter M, Gavin J, Petty D, Loftin K, Shanklin D, Hopkins J. 2003. Phorid fly releases in Arkansas: county agents perspective. pp. 40-41. Annual Red Imported Fire Ant Conference, March 30 - April 1, 2003.
- Clemons J, Simpson A, Hopin J, Loftin K. 2006. Arkansas' first *Pseudacteon curvatus* release. pp. 80-83. Annual Red Imported Fire Ant Conference Proceedings, March 28-30, 2006.
- Consoli FL, Wuellner CT, Vinson SB, Gilbert LE. 2001. Immature development of *Pseudacteon tricuspis* (Diptera: Phoridae), an endoparasitoid of the red imported fire ant (Hymenoptera: Formicidae). *Annals of the Entomological Society of America* 94: 97-109.
- Davis T. 2005. *Pseudacteon curvatus* release and spread in South Carolina. Annual Red Imported Fire Ant Conference, March 22-24, 2005.
- Feener DH Jr., Brown BV. 1992. Reduced foraging of *Solenopsis geminata* (Hymenoptera: Formicidae) in the presence of parasitic *Pseudacteon* spp. (Diptera: Phoridae). *Annals of the Entomological Society of America* 85: 80-84.
- Feener DH Jr. 2000. Is the assembly of ant communities mediated by parasitoids? *Oikos (Copenhagen)* 90: 79-88.
- Folgarait PJ, Bruzzone OA, Gilbert LE. 2003. Seasonal patterns of activity among species of black fire ant parasitoid flies (*Pseudacteon*: Phoridae) in Argentina explained by analysis of climatic variables. *Biological Control* 28:



368-378.

- Folgarait PJ, Bruzzone O, Porter SD, Pesquero MA, Gilbert LE. 2005. Biogeography and macroecology of phorid flies that attack fire ants in south-eastern Brazil and Argentina. *Journal of Biogeography* 32: 353-367.
- Fowler HG, Pesquero MA, Campiolo S, Porter SD. 1995. Seasonal activity of species of *Pseudacteon* (Diptera: Phoridae) parasitoids of fire ants (*Solenopsis saevissima*) (Hymenoptera: Formicidae) in Brazil. *Científica, São Paulo* 23: 367-371.
- Gardner WA, Diffie S, Vander Meer RK, Brinkman MA. 2008. Distribution of the fire ant (Hymenoptera: Formicidae) hybrid in Georgia. *Journal of Entomological Science* 43: 133-137.
- Gilbert LE, Patrock RJ. 2002. Phorid flies for the biological suppression of imported fire ant in Texas: Region specific challenges, recent advances and future prospects. *Southwestern Entomologist (Supplement)* 25: 7-17.
- Gilbert LE, Barr C, Calixto AA, Cook JL, Drees BM, LeBrun EG, Patrock RJW, Plowes R, Porter SD, Puckett RT. 2008. Introducing phorid fly parasitoids of red imported fire ant workers from South America to Texas: Outcomes vary by region and by *Pseudacteon* species released. *Southwestern Entomologist* 33: 15-29.
- Graham LC, Porter SD, Flanders KL, Kelley AT, Dorough HD, Hudson RG. 2001. Introduction of phorid flies for biological control of fire ants in Alabama. pp. 151-152. Proceedings of the 2001 Annual Imported Fire Ant Research Conference, February 28 - March 2, 2001.
- Graham LC, Porter SD, Bertagnolli VE, Dorough HD, Kelley AT. 2002. Establishment of the phorid fly, *Pseudacteon curvatus*, in Alabama for biological control of imported fire ants. pp. 104-105. Proceedings of the 2002 Imported Fire Ant Conference, March 24-26, 2002.
- Graham LC, Porter SD, Bertagnolli VE. 2003a. Phorid flies in Alabama: a tale of two species. *Journal of Agricultural and Urban Entomology* 20: 165-171.
- Graham LC, Porter SD, Pereira RM, Dorough HD, Kelley AT. 2003b. Field releases of the decapitating fly *Pseudacteon curvatus* (Diptera: Phoridae) for control of imported fire ants (Hymenoptera: Formicidae) in Alabama, Florida, and Tennessee. *Florida Entomologist* 86: 334-339.
- Graham LC, Ridley K. 2008. Progress report FY2007: The Alabama Fire Ant Management Program. Auburn University, Entomology and Plant Pathology.
- He X, Fadamiro HY. 2009. Host preference in *Pseudacteon* phorid flies: response of *P. tricuspis* and *P. curvatus* to black, red and hybrid imported *Solenopsis* fire ants in multiple choice bioassays. *Biological Control* 51: 116-121.
- Henne DC, Johnson SJ, Cronin JT. 2007a. Population spread of the introduced red imported fire ant parasitoid, *Pseudacteon tricuspis* Borgmeier (Diptera: Phoridae), in Louisiana. *Biological Control* 42: 97-104.
- Henne DC, Johnson SJ, Porter SD. 2007b. Status of the fire ant decapitating fly *Pseudacteon tricuspis* (Diptera: Phoridae) in Louisiana. *Florida Entomologist* 90: 565-569.

Hunsbarger A, Regalado R. 2006. Fire ants have met their match: the establishment of the decapitating phorid fly in south Florida. *HortScience* 41: 499.

Jouvenaz DP. 1983. Natural enemies of fire ants. *Florida Entomologist* 66: 111-121.

Jouvenaz DP, Wojcik DP, Naves MA, Lofgren CS. 1988. Observations on a parasitic nematode (Tetradonematidae) of fire ants, *Solenopsis* (Formicidae), from Mato Grosso. *Pesquisa Agropecuária Brasileira* 23: 525-528.

Korzukhin MD, Porter SD, Thompson LC, Wiley S. 2001. Modeling temperature-dependent range limits for the fire ant *Solenopsis invicta* (Hymenoptera: Formicidae) in the United States. *Environmental Entomology* 30: 645-655.

Kronforst MR, Folgarait PJ, Patrock JW, Gilbert LE. 2007. Genetic differentiation between body size biotypes of the parasitoid fly *Pseudacteon obtusus* (Diptera: Phoridae). *Molecular Biology and Evolution* 43: 1178-1184.

LeBrun EG, Plowes RM, Gilbert LE. 2008. Dynamic expansion in recently introduced populations of fire ant parasitoids (Diptera: Phoridae). *Biological Invasions* 10: 989-999.

LeBrun EG, Plowes RM, Gilbert LE. 2009. Indirect competition facilitates widespread displacement of one naturalized parasitoid of imported fire ants by another. *Ecology* 90: 1184-1194.

Loftin K, McCarter M, Clemons J, Petty D, Gavin J, Hopin J, Shanklin D, Bard J. 2003. Biological control releases in Arkansas 2002:

*Pseudacteon tricuspis* and *Thelohania solenopsae*. pp. 78-82. Annual Red Imported Fire Ant Conference, March 30 - April 1, 2003.

Mehdiabadi NJ, Gilbert LE. 2002. Colony-level impacts of parasitoid flies on fire ants. *Proceedings of the Royal Society of London Series B Biological Sciences* 269: 1695-1699.

Morrison LW, Dall'Agilo-Holvorcem CG, Gilbert LE. 1997. Oviposition behavior and development of *Pseudacteon* flies (Diptera: Phoridae), parasitoids of *Solenopsis* fire ants (Hymenoptera: Formicidae). *Environmental Entomology* 26: 716-724.

Morrison LW. 1999. Indirect effects of phorid fly parasitoids on the mechanisms of interspecific competition among ants. *Oecologia (Berlin)* 121: 113-122.

Morrison LW. 2000. Biology of *Pseudacteon* (Diptera: Phoridae) ant parasitoids and their potential to control imported *Solenopsis* fire ants (Hymenoptera: Formicidae). *Recent Research Developments in Entomology* 3: 1-13.

Morrison LW, Kawazoe EA, Guerra R, Gilbert LE. 2000. Ecological interactions of *Pseudacteon* parasitoids and *Solenopsis* ant hosts: environmental correlates of activity and effects on competitive hierarchies. *Ecological Entomology* 25: 433-444.

Morrison LW, Porter SD. 2005a. Testing for population-level impacts of introduced *Pseudacteon tricuspis* flies, phorid parasitoids of *Solenopsis invicta* fire ants. *Biological Control* 33: 9-19.

Morrison LW, Porter SD. 2005b. Phenology and parasitism rates in introduced populations

of *Pseudacteon tricuspis*, a parasitoid of *Solenopsis invicta*. *BioControl* 50: 127-141.

Oi DH, Williams DF. 2002. Impact of *Thelohania solenopsae* (Microsporidia: Thelohaniidae) on polygyne colonies of red imported fire ants (Hymenoptera: Formicidae). *Journal of Economic Entomology* 95: 558-562.

Oi DH, Valles SM. 2008. Fire ant control with entomopathogens in the USA. In: Hajek AE, Glare TR, O'Callaghan M, editors. *Use of microbes for control and eradication of invasive arthropods*, pp. 237-257. Springer Science+Business Media B.V.

Oi DH, Williams DF, Pereira RM, Horton P, Davis TS, Hyder AH, Bolton HT, Zeichner BC, Porter SD, Hoch AL, Boswell ML, Williams G. 2008. Combining biological and chemical controls for the management of red imported fire ants (Hymenoptera: Formicidae). *American Entomologist* 54: 44-53.

Oi DH, Porter SD, Valles SM, Briano JA, Calcaterra LA. 2009. *Pseudacteon* decapitating flies (Diptera: Phoridae): Are they potential vectors of the fire ant pathogens *Kneallhazia* (= *Thelohania*) *solenopsae* (Microsporidia: Thelohaniidae) and *Vairimorpha invictae* (Microsporidia: Burenellidae)? *Biological Control* 48: 310-315.

Oliver JB, Vander Meer RK, Ochieng SA, Youssef NN, Pantaleoni E, Mrema FA, Vail KM, Parkman JP, Valles SM, Haun WG, Powell S. 2009. Statewide survey of imported fire ant (Hymenoptera: Formicidae) populations in Tennessee. *Journal of Entomological Science* 44: 149-157.

Orr MR, Seike SH, Benson WW, Gilbert LE. 1995. Flies suppress fire ants. *Nature (London)* 373: 292-293.

Orr MR, Seike SH, Benson WW, Gilbert LE. 1996. Host location and attack behavior of parasitoid communities attacking fire ants in Brazil. *Bulletin of the Ecological Society of America* 77: 335.

Orr MR, Seike SH, Gilbert LE. 1997. Foraging ecology and patterns of diversification in dipteran parasitoids of fire ants in South Brazil. *Ecological Entomology* 22: 305-314.

Parkman P, Vail K, Rashid T, Oliver J, Pereira RM, Porter SD, Shires M, Haun G, Powell S, Thead L, Vogt JT. 2005. Establishment and spread of *Pseudacteon curvatus* in Tennessee. pp. 111-112. Annual Red Imported Fire Ant Conference, March 22-24, 2005.

Patrock RJW, Porter SD, Gilbert LE, Folgarait PJ. 2009. Distributional patterns of *Pseudacteon* associated with the *Solenopsis saevissima* complex in South America. *Journal of Insect Science* 9:60. Available online: <http://www.insectscience.org/9.60>

Pereira RM, Porter SD. 2006. Range expansion of the fire ant decapitating fly, *Pseudacteon tricuspis*, eight to nine years after releases in North Florida. *Florida Entomologist* 89: 536-538.

Pesquero MA, Campiolo S, Fowler HG, Porter SD. 1996. Diurnal patterns of ovipositional activity in two *Pseudacteon* fly parasitoids (Diptera: Phoridae) of *Solenopsis* fire ants (Hymenoptera: Formicidae). *Florida Entomologist* 79: 455-457.

- Poinar GO Jr., Porter SD, Tang S, Hyman BC. 2007. *Allomermis solenopsii* n. sp. (Nematoda: Mermithidae) parasitizing the fire ant *Solenopsis invicta* Buren (Hymenoptera: Formicidae) in Argentina. *Systematic Parasitology* 68: 115-128.
- Porter SD, Fowler HG, Mackay WP. 1992. Fire ant mound densities in the United States and Brazil (Hymenoptera: Formicidae). *Journal of Economic Entomology* 85: 1154-1161.
- Porter SD, Pesquero MA, Campiolo S, Fowler HG. 1995a. Growth and development of *Pseudacteon* phorid fly maggots (Diptera: Phoridae) in the heads of *Solenopsis* fire ant workers (Hymenoptera: Formicidae). *Environmental Entomology* 24: 475-479.
- Porter SD, Vander Meer RK, Pesquero MA, Campiolo S, Fowler HG. 1995b. *Solenopsis* (Hymenoptera: Formicidae) fire ant reactions to attacks of *Pseudacteon* flies (Diptera: Phoridae) in Southeastern Brazil. *Annals of the Entomological Society of America* 88: 570-575.
- Porter SD, Williams DF, Patterson RS, Fowler HG. 1997. Intercontinental differences in the abundance of *Solenopsis* fire ants (Hymenoptera: Formicidae): an escape from natural enemies? *Environmental Entomology* 26: 373-384.
- Porter SD. 1998. Biology and behavior of *Pseudacteon* decapitating flies (Diptera: Phoridae) that parasitize *Solenopsis* fire ants (Hymenoptera: Formicidae). *Florida Entomologist* 81: 292-309.
- Porter SD. 2000. Host specificity and risk assessment of releasing the decapitating fly, *Pseudacteon curvatus*, as a classical biocontrol agent for imported fire ants. *Biological Control* 19: 35-47.
- Porter SD, Briano JA. 2000. Parasitoid-host matching between the little decapitating fly *Pseudacteon curvatus* from Las Flores, Argentina and the black fire ant *Solenopsis richteri*. *Florida Entomologist* 83: 422-427.
- Porter SD, Pesquero MA. 2001. Illustrated key to *Pseudacteon* decapitating flies (Diptera: Phoridae) that attack *Solenopsis saevissima* complex fire ants in South America. *Florida Entomologist* 84: 691-699.
- Porter SD, Gilbert LE. 2004. Assessing host specificity and field release potential of fire ant decapitating flies (Phoridae: *Pseudacteon*). In: Van Driesche RG, Murray T, Reardon R, editors. *Assessing host ranges for parasitoids and predators used for classical biological control: a guide to best practice*, pp. 152-176. FHTET-2004-03, USDA Forest Service.
- Porter SD, Nogueira de Sá LA, Morrison LW. 2004. Establishment and dispersal of the fire ant decapitating fly *Pseudacteon tricuspis* in North Florida. *Biological Control* 29: 179-188.
- Porter SD. 2010. Distribution of the Formosa strain of the fire ant decapitating fly *Pseudacteon curvatus* (Diptera: Phoridae) three and a half years after releases in North Florida. *Florida Entomologist* 93: 107-112.
- Porter SD, Graham LC, Johnson SJ, Thead LG, Briano JA. 2011. The large decapitating fly *Pseudacteon litoralis* (Diptera: Phoridae): Successfully established on fire ant populations in Alabama. *Florida Entomologist* (in press).
- Puckett RT, Calixto A, Barr CL, Harris M. 2007. Sticky traps for monitoring

- Pseudacteon* parasitoids of *Solenopsis* fire ants. *Environmental Entomology* 36: 584-588.
- Read PEC, Donovan BJ, Schroeder NC. 1990. Rearing and distribution of the introduced wasp parasitoid *Sphecophaga vesparum* throughout New Zealand. *Proceedings of the 43rd New Zealand Weed and Pest Control Conference* 1990: 191-194.
- Shoemaker DD, Ross KG, Arnold ML. 1996. Genetic structure and evolution of a fire ant hybrid zone. *Evolution* 50: 1958-1976.
- Streett DA, Freeland TB, Jr., Vander Meer RK. 2006. Survey of imported fire ant (Hymenoptera: Formicidae) populations in Mississippi. *Florida Entomologist* 89: 91-92.
- Thead LG, Vogt JT, Streett DA. 2005. Dispersal of the fire ant decapitating fly, *Pseudacteon curvatus* (Diptera : Phoridae) in northeast Mississippi. *Florida Entomologist* 88: 214-216.
- Valles SM, Porter SD. 2007. *Pseudacteon* decapitating flies: potential vectors of a fire ant virus? *Florida Entomologist* 90: 268-270.
- Valles SM, Strong CA, Hashimoto Y. 2007a. A new positive-strand RNA virus with unique genome characteristics from the red imported fire ant, *Solenopsis invicta*. *Virology* 365: 457-463.
- Valles SM, Strong CA, Oi DH, Porter SD, Pereira RM, Vander Meer R, Hashimoto Y, Hooper-Bui LM, Sanchez-Arroyo H, Davis T, Karpakakunjaram V, Vail KM, Graham LC, Briano JA, Calcaterra LA, Gilbert LE, Ward R, Ward K, Oliver JB, Taniguchi G, Thompson DC. 2007b. Phenology, distribution, and host specificity of *Solenopsis invicta* virus-1. *Journal of Invertebrate Pathology* 96: 18-27.
- Valles SM, Hashimoto Y. 2009. Isolation and characterization of *Solenopsis invicta* virus 3, a new positive-strand RNA virus infecting the red imported fire ant, *Solenopsis invicta*. *Virology* 388: 354-361.
- Vander Meer RK, Pereira RM, Porter SD, Valles SM, Oi DH. 2007. Area-wide suppression of invasive fire ant *Solenopsis* spp. populations. In: Vreysen MJB, Robinson AS, Hendrichs J, editors. *Area-wide control of insect pests from research to field implementation*, pp. 487-496. Springer.
- Varone L, Briano J. 2009. Bionomics of *Orasema simplex* (Hymenoptera: Eucharitidae), a parasitoid of *Solenopsis* fire ants (Hymenoptera: Formicidae) in Argentina. *Biological Control* 48: 204-209.
- Vazquez RJ, Porter SD. 2005. Re-confirming host specificity of the fire ant decapitating fly *Pseudacteon curvatus* (Diptera: Phoridae) after field release in Florida. *Florida Entomologist* 88: 107-110.
- Vazquez RJ, Porter SD, Briano JA. 2006. Field release and establishment of the decapitating fly *Pseudacteon curvatus* on red imported fire ants in Florida. *BioControl* 51: 207-216.
- Vogt JT, Porter SD, Nordlund DA, Smith R. 2003. A modified rearing system for production of *Pseudacteon curvatus* (Diptera: Phoridae), a parasitoid of imported fire ants. *Biological Control* 28: 346-353.
- Vogt JT, Streett DA. 2003. *Pseudacteon curvatus* (Diptera: Phoridae) laboratory parasitism, release and establishment in

Mississippi. *Journal of Entomological Science* 38: 317-320.

Vogt JT, Rashid T, Chen J. 2008. New distribution record and behavioral observations for *Pseudacteon curvatus* (Diptera: Phoridae), a parasitoid of imported fire ants and their hybrid (Hymenoptera: Formicidae). *Journal of Entomological Science* 43: 433-436.

Ward KE, Graham LC, Thead LG, Oliver JB, Vogt JT. 2004. Release of *Pseudacteon curvatus* into black and hybrid imported fire ant populations in northern Alabama, southern Tennessee and eastern Mississippi. pp. 158-160. Proceedings 2004 Imported Fire Ant Conference, March 21-23, 2004.

Winston ML. 1992. The biology and management of africanized honey bees. *Annual Review of Entomology* 37:173-193.

Wojcik DP. 1989. Behavioral interactions between ants and their parasites. *Florida Entomologist* 72: 43-51.

Wojcik DP, Smittle BJ, Cromroy HL. 1991. Fire ant myrmecophiles: Feeding relationships of *Martinezia dutertrei* and *Euparia castanea* (Coleoptera: Scarabaeidae) with their ant hosts, *Solenopsis* spp. (Hymenoptera: Formicidae). *Insectes Sociaux* 38: 273-281.

Wuellner CT, Porter SD, Gilbert LE. 2002. Eclosion, mating, and grooming behavior of the parasitoid fly *Pseudacteon curvatus* (Diptera: Phoridae). *Florida Entomologist* 85: 563-566.

**Appendix I.** Field releases of the fire ant decapitating fly *Pseudacteon tricuspis* arranged by state and date.

State	Coordinator	County, Site	Fly Source <sup>1</sup>	Date	Flies Released <sup>2</sup>	Status <sup>3</sup>
<b>Alabama</b>						
	Kathy Flanders	Talladega	ARS	Aug-98	870	Failed
	Fudd Graham	Macon	ARS	May-99	1345	Established
	Fudd Graham	Houston	ARS	Sep-00	3700*	Failed
	Fudd Graham	Lowndes	ARS	Apr-01	3200	Established
	Fudd Graham	Baldwin	APHIS	May-02	1800	Failed
	Fudd Graham	Marengo	APHIS	Apr-03	3000	Established
	Fudd Graham	Barbour	APHIS	Aug-03	3000	Established
	Fudd Graham	Tuscaloosa	APHIS	Apr-04	6050	Established
	Fudd Graham	DeKalb	APHIS	Apr-05	4750	Failed
	Fudd Graham	Franklin	APHIS	May-06	4750	Established
<b>Arkansas</b>						
	Lynne Thompson	Drew	ARS	Sep-98	1200	Failed
	Kelly Lofin	Pike	ARS	May-02	2750	Established
	Kelly Lofin	Bradley	APHIS	Oct-02	2000	Failed
	Kelly Lofin	Bradley	APHIS	Sep-03	2525	Failed
	Kelly Lofin	Miller	APHIS	May-04	5000	Established
	Kelly Lofin	Sevier	APHIS	May-05	4750	Established
	Kelly Lofin	Perry	APHIS	Sep-07	2525	None 10/08
<b>California</b>						
	Kris Godfrey	Riverside	APHIS	Jun-05	5250	Failed
	Kris Godfrey	Riverside	APHIS	Apr-06	3300	Failed
<b>Florida</b>						
	Sanford Porter	Alachua, Kanapaha.	ARS	Aug-97	825 <sup>a5</sup>	Failed
	Sanford Porter	Alachua, Hogtown Cr.	ARS	Sep-97	1600 <sup>b5</sup>	Established
	Sanford Porter	Alachua, UF Dairy	ARS	Sep-97	1200 <sup>b5</sup>	Failed
	Sanford Porter	Alachua, CMAVE	ARS	Jul 97 - Oct 99	>6,000*	Undetermined
	Sanford Porter	Alachua, La Crosse	ARS	May-98; Sep-98	3100 <sup>b5</sup>	Established
	Sanford Porter	Alachua, Airport	ARS	Oct-98	1850*	Established
	Sanford Porter	Alachua, Newberry	ARS	Nov-98	1100*	Established
	Sanford Porter	Alachua, Sanders	ARS	Oct-99	2800*	Established
	Sanford Porter	Lee	ARS	Nov-99	1300	Established
	Fred Santana	Sarasota	APHIS	Nov-02	2000	Established
	A. Hunsberger	Dade, Baptist hospital	APHIS	Mar-03	3000	Established
	Ken Hibbard	St. Lucie	APHIS	Nov-03	3000	Established
	Phil Stansly	Collier	APHIS	Nov-04	4800	Supplemental
	A. Hunsberger	Dade, Homestead	APHIS	Apr-05	3850	Established
	Dennis Mudge	Orange	APHIS	Nov-05	4175	Failed
	Pat Hogue	Okeechobee	APHIS	Oct-06	3450	Established
	George Schneider	Polk	APHIS	Nov-07	2200	Undetermined
<b>Georgia</b>						
	Wayne Gardner	Tift	ARS	Oct-00	3040*	Failed
	Wayne Gardner	Spalding	APHIS	Apr-03; Sept-04	7050	Established
	Wayne Gardner	Putnam	APHIS	Apr-07	3800	Established
<b>Louisiana</b>						
	Seth Johnson	St. Tammany	ARS	Sep-99	2200*	Established
	Seth Johnson	East Feliciana	ARS	Apr-00	4700*	Established
	Seth Johnson	St. Helena	ARS	Oct-00	3500*	Temporary
	Seth Johnson	Vermilion	ARS	Apr-01	2600*	Failed
	Seth Johnson	Madison	ARS	Sep-01	2100*	Failed
	Seth Johnson	Natchitoches	APHIS	May-02	1900*	Failed
	Seth Johnson	Natchitoches	LSU/APHIS	Jun-05	3300*	Established
	Seth Johnson	Vernon	LSU/APHIS	Jun-06	2300*	Established
<b>Mississippi</b>						
	Tim Lockley	Harrison	ARS	Apr-00	2750	Established
	Callcott	Forest	APHIS	Aug-02	2950	Failed
	Callcott	Simpson	APHIS	Oct-03	2850	Established
	Callcott	Lowndes	APHIS	Mar-05	3500	Failed
	Callcott	Copiah	APHIS	Oct-08	3125	Supplemental
<b>North Carolina</b>						
	Kathleen Kidd	Beaufort	ARS	May-00	2850	Failed
	Kathleen Kidd	Pitt	ARS	May-02	-	Failed
	Kathleen Kidd	Duplin	APHIS	Jun-02	2150	Failed
	Kathleen Kidd	Robeson	APHIS	May-03	3000	Failed
	Kathleen Kidd	Wayne	APHIS	Jun-04	5000	Established
	Kathleen Kidd	Pitt	APHIS	Aug-06	2950	Established
	Kathleen Kidd	Scotland	APHIS	Oct-07	3500	Established
<b>Oklahoma</b>						
	Wayne Smith	Bryan, Grady	ARS	May-99	2150	Failed
	Wayne Smith	Bryan, Durant	ARS	May - Sept 00	4500	Failed
	Wayne Smith	Bryan, Nida	ARS	Jun-02; Aug-03	1500	Failed
	Wayne Smith	Bryan, Colbert	ARS	Jun-02; Aug-03	1500	Failed
	Wayne Smith	Bryan, Rubottom	APHIS	Jun-02; Aug-03	4050	Failed
	Wayne Smith	Bryan, Bokchito	APHIS	May-04	5000	Failed
	Wayne Smith	Atoka	APHIS	May-06	2050	Failed

<b>Puerto Rico</b>					
Aixa Ramirez	San Juan	APHIS	Dec-02	2900	Established
Aixa Ramirez	Toa Alta	APHIS	Apr-06	4850	Established
<b>South Carolina</b>					
Clyde Gorsuch	Pickens	ARS	May-99	2450	Established
Clyde Gorsuch	Horry	ARS	Jun-99	1000	Failed
Tim Davis	Richland	ARS	Jun-00	1400	Established
Clyde Gorsuch	Anderson	ARS	May-01	500	Undetermined
Tim Davis	Fairfield	APHIS	Sep-02	2500	Failed
Tim Davis	Williamsburg	APHIS	Sep-02	2650	Failed
Tim Davis	Fairfield	APHIS	Jun-03	750	Established
Tim Davis	Williamsburg	APHIS	Sep-03	3600	Failed
Tim Davis	Horry	APHIS	Jun-04	5125	Failed
Tim Davis	Charleston	APHIS	Oct-05	5225	Established
<b>Tennessee</b>					
Karen Vail	Bradley	ARS	Aug-99	2050	Failed
Jason Oliver	Franklin	APHIS	Sep-02	3150	Failed
Jason Oliver	Franklin	APHIS	Jul-03	3000	Failed
Jason Oliver	Davidson	APHIS	Jun-06	1800	Failed
<b>Texas</b>					
Larry Gilbert	Travis, BFL	UT	Nov 95 - Feb 99	33250*	Failed
Larry Gilbert	San Patricio, Welder	UT	Dec 99 - Jun 00	9080*	Failed
Larry Gilbert	Travis, BFL	UT	Apr 99 - Jan 00	25700*	Established
Larry Gilbert	Kenedy, King Norias	UT	Dec 99 - Mar 02	3220*	Failed
Larry Gilbert	Kleberg	UT	Dec 99 - Mar 02	6410*	Temporary
Larry Gilbert	Bastrop, Camp Swift	UT,ARS	Apr-99	5270*	Failed
Larry Gilbert	Travis, Indiangrass	UT	Apr 99 - Apr 01	26550*	Established
Larry Gilbert	Bastrop, Stengl	UT	Dec 99 - Apr 02	16640*	Established
Larry Gilbert	Webb, S Tank	UT	Jun - Nov 99	5020*	Failed
Larry Gilbert	Webb, RH Tank	UT	Feb - Apr 00	6750*	Failed
Larry Gilbert	Travis, St Edwards	UT	May 00 - Apr 03	16660*	Established
Larry Gilbert	La Salle	UT	Aug 00 - Apr 05	19990*	Temporary
Larry Gilbert	Travis, Camp Mabry	UT	Feb - Jun 00	8310*	Established
Larry Gilbert	Wharton	UT	Sep 00 - Oct 02	18440*	Established
Bart Drees	Waller	ARS	Sep-01	1940	Failed
Larry Gilbert	Brazoria	UT	Jan 01 - Jun 04	6210*	Established
B. Drees/C. Barr	Orange	ARS, UT	Apr-02	1940*	Established
Larry Gilbert	Hays	UT	Jun 02 - Oct 02	3825*	Failed
Larry Gilbert	Travis, Horsethief	UT	Nov 02 - Feb 03	4110*	Established
Larry Gilbert	Cameron	UT	Nov 02 - Mar 03	12640*	Established
B. Drees/C. Barr	Burelson	ARS <sup>1</sup>	Apr-02; Apr-03	5590*	Established
Larry Gilbert	Lee	UT	Jun - Sep 02	12015*	Failed
Bart Drees	Denton, Ponder	APHIS	Oct-02; May-03	4970	Failed
Larry Gilbert	Colorado	UT	Jul 02 - Jun 03	15650*	Failed
Bart Drees	Polk, N. of Livingston	APHIS	Oct-03	3000	Established
Bart Drees	Polk, Livingston	APHIS	Nov-03	4150	Established
Larry Gilbert	Travis, Onion Cr.	UT	Jan - Mar 04	2860*	Failed
Larry Gilbert	Lamar	UT	May - Jul 05	2000*	Established
Larry Gilbert	Bee	UT	Jun-05	2100	Failed
Larry Gilbert	Dimmit	UT	Apr-Jun 05	1710*	Established
Larry Gilbert	Kerr	UT	Jun-05	1000*	Established
Bart Drees	Bexar	APHIS	Dec-05	3725	Failed
Larry Gilbert	Kenedy, La Palmona	UT	Aug - Dec 05	1050	Established
Larry Gilbert	Zavala, La Pryor	UT	Apr - Jul 06	1920*	Failed
Larry Gilbert	Walker	UT	Apr-00; May-06	2420*	Established
Larry Gilbert	Zavala, Batesville	UT	Aug-06	790	Failed
Kim Schofield	Denton, Roberts Pk.	APHIS	Oct-06	2600	Established
Bart Drees	McLennan	APHIS	Jun-07	4150	Established
Larry Gilbert	Webb, Big Lake	UT	Jul-07	3770*	Established
Larry Gilbert	McMullen, Daughtery	UT	Apr - Oct 07	3400	Failed
Larry Gilbert	La Salle, Millet	UT	Apr - Oct 07	19990*	Established
Larry Gilbert	Zavala, La Pryor	UT	Apr 07 - Apr 08	-	Established
Larry Gilbert	Uvalde, Concan	UT	Jun - Oct 07	-	Established
Larry Gilbert	San Patricio, Welder	UT	Sept 07 - Nov 08	-	Established

<sup>1</sup> Flies used in ARS and APHIS releases were all *Jaguariuna* biotypes unless specified. UT releases are from Campinas, Jaguariuna, and Formosa. "ARS" indicates the USDA-ARS, CMAVE Laboratory in Gainesville, FL; "APHIS" indicates the USDA-APHIS rearing facility at the Florida Division of Plant Industries in Gainesville, FL; "UT" indicates the University of Texas

<sup>2</sup> The APHIS and ARS calculation for flies released = number of pupae shipped x 50% emergence rate. The UT calculation for flies released from parasitized workers = 2 g of workers x number of mounds x 410 ants/g x 16% parasitism rate (Gilbert et al. 2008, R. Plowes pers. comm.). \* Indicates actual count of flies released.

<sup>3</sup> Flies were considered to be established at a site once they had overwintered and begun expanding out of the release area.

<sup>4</sup> The Formosa biotype from northern Argentina was released in 2003 (2,500 pupae).

<sup>5</sup> Number includes both adult flies and larvae in parasitized workers returned to their mother colony.



**Appendix 2.** Field releases of the fire ant decapitating fly *Pseudacteon curvatus* arranged by state and date.

State Coordinator	County, Site	Fly Source <sup>1</sup>	Date	Flies Released <sup>5</sup>	Status <sup>6</sup>
<b>Alabama</b>					
Fudd Graham	Talladega	ARS <sup>2</sup>	May-00	2000	Established
Ken/Rufina Ward	Madison	ARS-BCPRU <sup>2</sup>	Jul-02	11520	Established
Fudd Graham	Walker	ARS-BCPRU <sup>2</sup>	Aug-02	11520	Established
Fudd Graham	Cullman	ARS-BCPRU <sup>2</sup>	May-03	11520	Established
Fudd Graham	Mobile	APHIS	Sep-06	15310	Established
<b>Arkansas</b>					
Kelly Loftin	Clark	APHIS	Oct-05	8330	Failed
Kelly Loftin	Perry	APHIS	Sep-06	15820	Established
<b>Florida<sup>3</sup></b>					
Vazquez & Porter	Alachua, Whitehurst	ARS	Mar-03	4500	Established
Vazquez & Porter	Alachua, Morrill Farm	ARS	May-03	5600	Established
Vazquez & Porter	Alachua, Mickle	ARS	May-03	5600	Established
Vazquez & Porter	Alachua, CMAVE	ARS	Feb - Jul 03	–	Established
Fred Santana	Sarasota	APHIS	Nov-04	7730	Established
Ken Hibbard	St. Lucie	APHIS	Nov-05; Aug-06	18500	Established
Crawford	Hendry	APHIS	Nov-08	20300	Undetermined
<b>Georgia</b>					
Wayne Gardner	Hall	APHIS	Jul-06	5910	Failed
Wayne Gardner	Putnam	APHIS	Oct-07	12120	Established
Wayne Gardner	Peach	APHIS	Sep-08	7750	Supplemental
<b>Louisiana</b>					
Seth Johnson	Madison	APHIS	May-05	12510	Established
Seth Johnson	East Feliciana	APHIS	May-06	32290	Established
Seth Johnson	Natchitoches	APHIS	May-07	23880	Established
<b>Mississippi</b>					
J.T.Vogt	Clay (Knox site)	ARS-BCPRU <sup>2</sup>	May-02	62000	Established
J.T.Vogt	Clay (Prima site)	ARS-BCPRU <sup>2</sup>	Aug-02; May-03	23040	Established
Callcott	Jackson	APHIS	Dec-06	8180	Established
Ken/Rufina Ward	Tishomingo	ARS-BCPRU <sup>2</sup>	Jun-03	11520	Established
Callcott	Jones	APHIS	Oct-07	–	Established
<b>North Carolina</b>					
Rebecca Norris	Wake	APHIS	Apr-05	18900	Established
Kathy Kidd	Scotland	APHIS	Sep-07	18460	Established
Kathy Kidd	Wayne	APHIS	May-08	18560	Established
<b>Oklahoma</b>					
Wayne Smith	Bryan, Adams	APHIS	Apr-04	–	Established
Wayne Smith	Bryan, Bowles	APHIS	Apr-04	–	Established
Wayne Smith	Le Flore	APHIS	May-05	12420	Established
Wayne Smith	Pushmataha	APHIS	Oct-06	9410	Failed
Wayne Smith	Love	APHIS	Oct-07	20930	None 10/08
<b>Puerto Rico</b>					
Aixa Ramirez	Toa Alta	APHIS	Apr-06	14980	Established
<b>South Carolina</b>					
Tim Davis	Fairfield	ARS	Jul-03	–	Established
Tim Davis	Charleston	APHIS	Oct-04	18860	Established
Tim Davis	Williamsburg	APHIS	Sep-05	21240	Established
Tim Davis	Horry	APHIS	Nov-06	14900	Established

<b>Tennessee</b>					
Parkman/Vail	Bradley	ARS <sup>2</sup>	Apr-00	4500	Established
Parkman/Vail	Fayette	ARS <sup>2</sup>	May-00	4000	Established
Parkman/Vail	Monroe	ARS <sup>2</sup>	Oct-00	4000	Established
Parkman/Vail	Franklin	ARS-BCPRU <sup>2</sup>	Sep-02	11520	Established
Parkman/Vail	Franklin, new site	ARS-BCPRU <sup>2</sup>	Sep-03	11520	Established
Parkman/Vail	Hamilton	ARS-BCPRU <sup>2</sup>	Jul-04	11520	Established
Jason Oliver	Williamson	APHIS <sup>4</sup>	Jul-07	6190	Undetermined
Jason Oliver	Rutherford	APHIS <sup>4</sup>	Sep-08	9020	Undetermined
<b>Texas</b>					
Larry Gilbert	Burleson	ARS	Apr-04	66720	Established
Bart Drees	Denton	APHIS	Sep-04	12960	Established
Larry Gilbert	Travis, BFL	UT	2004	1890	Established
Larry Gilbert	Kerr	UT	Jun-05	1020*	Established
Larry Gilbert	Bee	UT	Jul-05	1470	Established
Bart Drees	Walker	APHIS	Sep-05	7510	Established
Larry Gilbert	Bastrop	UT	2005	1210*	Established
Larry Gilbert	Brazoria, Cole Ranch	UT	2005	615*	Established
Larry Gilbert	Travis, Horsethief	UT	2005	860*	Established
Larry Gilbert	Zavala, La Pryor	UT	2005	6890	Established
Larry Gilbert	Travis, Indiangrass	UT	2005-2006	1820*	Established
Bart Drees	Comal	APHIS	Jun-06	13080	Failed
Larry Gilbert	Blanco	UT	2006	4420	Established
Larry Gilbert	Brazoria, Brazos Bend	UT	2006	6810	Established
Larry Gilbert	Kenedy	UT	2006	8650	Established
Larry Gilbert	La Salle, Millett	UT	2006	5340	Established
Larry Gilbert	McMullen	UT	2006	4600	Established
Larry Gilbert	Zavala, Batesville	UT	2006	1470	Established
Larry Gilbert	Uvalde	UT	2006-2007	4050	Established
Larry Gilbert	Webb	UT	2006-2007	1290	Established
Kim Schofield	Red River	APHIS	Oct-07	20420	Established
Larry Gilbert	Cameron	UT	2007	1100	Established

<sup>1</sup> All releases are the Formosa biotype from red fire ants unless otherwise indicated. "ARS" indicates the USDA-ARS, CMAVE Laboratory in Gainesville, FL; "ARS, BCPRU" indicates the USDA-ARS, Biological Control and Mass Rearing Research Unit in Starkville, MS; "APHIS" indicates the USDA-APHIS rearing facility at the Florida Division of Plant Industries in Gainesville, FL; "UT" is the University of Texas.

<sup>2</sup> Las Flores biotype from black fire ants.

<sup>3</sup> Seven releases of Las Flores biotype flies on red fire ants in the Gainesville area are not listed (see Graham et al. 2003).

<sup>4</sup> Releases of Formosa biotype on hybrid fire ants in Rutherford Co., and on red fire ants in Williamson Co

<sup>5</sup> APHIS calculation flies released = weight of ants (g) × 800 ants/g × 30% parasitization rate. ARS calculation was based on the number of pupae recovered from groups of parasitized ants not shipped to the field (see Graham et al. 2003). UT calculation = number of mounds × 2g of workers × 575 ants/g × 16% parasitism rate (Gilbert et al. 2008, R. Plowes pers. comm.). \* indicates actual count of flies released.

<sup>6</sup> Flies were considered to be established at a site once they had overwintered and begun expanding out of the release area.