

Visual Ability and Searching Behavior of Adult *Laricobius nigrinus*, a Hemlock Woolly Adelgid Predator

Authors: Mausel, D.L., Salom, S.M., and Kok, L.T.

Source: Journal of Insect Science, 11(111) : 1-9

Published By: Entomological Society of America

URL: <https://doi.org/10.1673/031.011.11101>

BioOne Complete (complete.BioOne.org) is a full-text database of 200 subscribed and open-access titles in the biological, ecological, and environmental sciences published by nonprofit societies, associations, museums, institutions, and presses.

Your use of this PDF, the BioOne Complete website, and all posted and associated content indicates your acceptance of BioOne's Terms of Use, available at www.bioone.org/terms-of-use.

Usage of BioOne Complete content is strictly limited to personal, educational, and non - commercial use. Commercial inquiries or rights and permissions requests should be directed to the individual publisher as copyright holder.

BioOne sees sustainable scholarly publishing as an inherently collaborative enterprise connecting authors, nonprofit publishers, academic institutions, research libraries, and research funders in the common goal of maximizing access to critical research.



Visual ability and searching behavior of adult *Laricobius nigrinus*, a hemlock woolly adelgid predator

D.L. Mausel^{1,2a}, S.M. Salom^{1b}, and L.T. Kok^{1c}

¹Virginia Tech, Department of Entomology, 216A Price Hall MC 0319 Blacksburg, VA 24061-0002

²Current address: University of Massachusetts, Department of Plant, Soil and Insect Sciences Agricultural Engineering Bldg., 250 Natural Resources Rd., Amherst, MA 01003-9295

Abstract

Very little is known about the searching behavior and sensory cues that *Laricobius* spp. (Coleoptera: Derodontidae) predators use to locate suitable habitats and prey, which limits our ability to collect and monitor them for classical biological control of adelgids (Hemiptera: Adelgidae). The aim of this study was to examine the visual ability and the searching behavior of newly emerged *L. nigrinus* Fender, a host-specific predator of the hemlock woolly adelgid, *Adelges tsugae* Annand (Hemiptera: Phylloxeroidea: Adelgidae). In a laboratory bioassay, individual adults attempting to locate an uninfested eastern hemlock seedling under either light or dark conditions were observed in an arena. In another bioassay, individual adults searching for prey on hemlock seedlings (infested or uninfested) were continuously video-recorded. Beetles located and began climbing the seedling stem in light significantly more than in dark, indicating that vision is an important sensory modality. Our primary finding was that searching behavior of *L. nigrinus*, as in most species, was related to food abundance. Beetles did not fly in the presence of high *A. tsugae* densities and flew when *A. tsugae* was absent, which agrees with observed aggregations of beetles on heavily infested trees in the field. At close range of prey, slow crawling and frequent turning suggest the use of non-visual cues such as olfaction and contact chemoreception. Based on the beetles' visual ability to locate tree stems and their climbing behavior, a bole trap may be an effective collection and monitoring tool.

Keywords: biological control, hemlock woolly adelgid, monitoring, predation, *Tsuga canadensis*, visual cues

Correspondence: laricobius@gmail.com

Editor: Todd Shelly was Editor of this paper.

Received: 4 September 2010, **Accepted:** 1 December 2010

Copyright : This is an open access paper. We use the Creative Commons Attribution 3.0 license that permits unrestricted use, provided that the paper is properly attributed.

ISSN: 1536-2442 | Vol. 11, Number 111

Cite this paper as:

Mausel DL, Salom SM, Kok LT. 2011. Visual ability and searching behavior of adult *Laricobius nigrinus*, a hemlock woolly adelgid predator. *Journal of Insect Science* 11:111 available online: insectscience.org/11.111

Introduction

All known tooth-necked fungus beetles (Coleoptera: Derodontidae) in the genus *Laricobius* Rosenhauer are arboreal predators of adelgids (Hemiptera: Adelgidae), a prey that feeds on sap or stored starches of trees in the Pinaceae family (Blackman and Eastop 1994). The Derodontidae have rarely garnered much attention beyond taxonomists. However, considerable autecological research has been conducted on *L. nigrinus* Fender because of its potential as a classical biological control agent of the hemlock woolly adelgid, *Adelges tsugae* Annand.

Native to the western United States and Canada, *L. nigrinus* is a host-specific predator of *A. tsugae* (Zilahi-Balogh et al. 2002), which is typically at low densities and rarely a pest on western hemlock, *Tsuga heterophylla* (Rafinesque) Sargent (Pinales: Pinaceae) (Collman 1972; Furniss and Carolin 1977). In the eastern United States, a Japanese population of *A. tsugae* was accidentally introduced (Havill et al. 2006) and has become the most important pest of eastern hemlock, *T. canadensis* (L.) Carrière. To evaluate *L. nigrinus* as a biological control agent, life-history studies were conducted showing that they could be effective (Zilahi-Balogh et al. 2003a; Zilahi-Balogh et al. 2003b; Zilahi-Balogh et al. 2003c; Lamb et al. 2005; Zilahi-Balogh et al. 2006). *L. nigrinus* were released in the eastern United States and became established (Mausel et al. 2010).

L. nigrinus adults feed in fall, winter, and early spring on their primary prey, *A. tsugae*, which are sessile at the base of needles. Females lay eggs in adelgid ovisacs (egg clusters) from late winter to early spring, and eclosing beetle larvae are encircled by eggs,

their preferred prey stage. Late instars may search twigs for eggs or nymphs if all the eggs in an ovisac are eaten, as is the case for *L. erichsonii* (Franz 1958). In spring, fourth instar larvae drop to the forest floor and pupate in earthen cells. Adults eclose and enter aestival diapause (Zilahi-Balogh et al. 2003a; Lamb et al. 2007). In fall, adults emerge from the forest floor after several months of non-feeding. As such, beetles must quickly locate hemlock trees and *A. tsugae*, or starve.

Very little is known about *Laricobius* prey searching behavior and, for practical purposes, research on *L. nigrinus* is needed to guide development of a lure and trap system to improve collection and monitoring. A description and quantification of adult *L. nigrinus* behavior in Petri dishes (Flowers et al. 2007), physiological description of the antennae (Broeckling and Salom 2003a), and hemlock odor bioassays (Broeckling and Salom 2002) indicate that olfaction plays a role in prey searching and detection. The aim of this study was to examine another sensory modality--vision--in prey searching by *L. nigrinus*. In addition, the activity of newly emerged adults was described and quantified on *A. tsugae*-infested and uninfested hemlock seedlings to provide a natural context and spatial scale during a critical phase of their prey searching behavior.

Materials and Methods

Insects

Adult *L. nigrinus* used in the following bioassays were laboratory-reared progeny from adults collected near Victoria, British Columbia, Canada (48.48° N, 123.36° W) in late winter. Rearing conditions followed standardized protocols (Lamb et al. 2005).

The following fall, after aestival diapause, newly emerged adults were individually held in Petri dishes on wet filter paper and held at 15° C and 12:12 L:D for up to 24 h before each bioassay. Eastern hemlock seedlings with high densities of *A. tsugae* (75% of needle cushions infested) were collected from locally infested forests in Giles Co., Virginia.

Visual cue bioassay

The experimental arena was a soil filled pot with a 177 cm² surface area (15 cm diameter) in a climate controlled room at 9.7-12.9° C and 42-78% RH. The arena size was deemed adequate given the small size of the beetles (2-3 mm length). An uninfested hemlock seedling (40 cm tall, 5 years old, and 0.5 cm diameter at the root crown) was positioned in the middle of the arena. Although beetles also encounter saplings and mature trees in the field, we did not attempt to mimic these trees in the laboratory. A border of white paper covered in fluon was placed along the perimeter of the arena and the arena was covered in beige-colored sand. Individual *L. nigrinus* adults were placed in the arena (7 cm from the seedling) and recorded as locating the seedling or not during an arbitrary 10-minute time period under either light (25W soft-white light bulb to mimic daylight) or dark (25W red light bulb to mimic night) conditions ($n = 20$). Beetles were randomly assigned to the light treatment and not reused. Beetle sex was not determined. The same bioassay was repeated in winter to confirm results of the fall experiment. The beetles in winter had fed on *A. tsugae* for two months in rearing containers.

Prey searching behavior bioassay

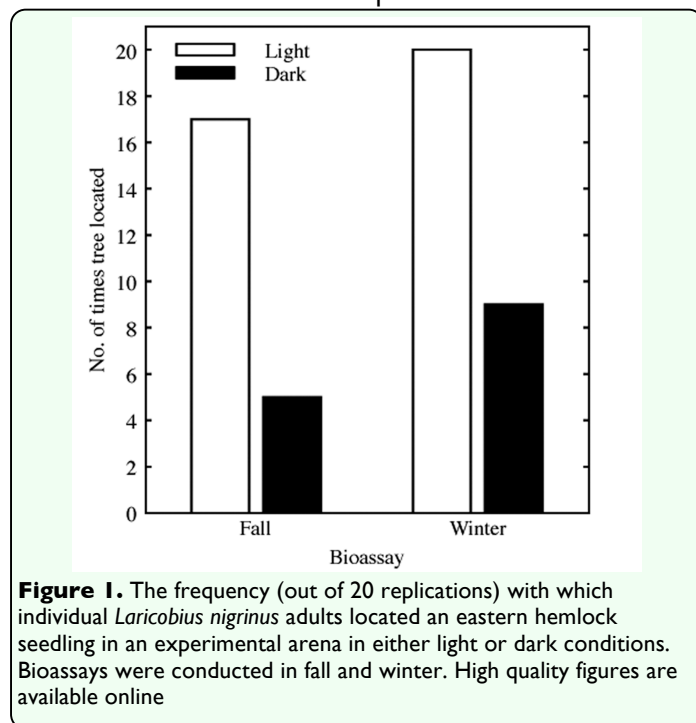
Prey searching behavior was studied on *A. tsugae*-infested and uninfested hemlock seedlings ($n = 10$) in the laboratory using the same experimental arena, similarly sized

seedlings, and environmental conditions described previously. First, an ad libitum observation of 13 beetles on the seedlings was conducted to catalogue behaviors. Nine behaviors were defined for examination during the bioassay (Table 1). Individual beetles were placed on the arena surface with either an *A. tsugae*-infested or uninfested seedling in a 0.45 m³ muslin cage under white light. They were continuously recorded with a Panasonic Digital Palmcorder Model PV-GS35 (Panasonic, www.panasonic.com) that was linked to a desktop computer to transfer, archive, and watch the video (Flowers et al. 2007). The camera was held by hand and adjusted when plant parts obscured the beetles. Video recording started when beetles contacted the stem and ended when they began feeding on *A. tsugae* (i.e., prey searching was successful), flew off the seedling, or 30 min had expired. From the footage, the frequency of each behavior (bouts), elapsed time until each behavior began (latency) and the total time length of each behavior, when applicable, were recorded in seconds. Beetles were randomly assigned the seedling treatment and not reused. Beetle sex was determined after each bioassay by protraction of the genitals.

Data analyses

The visual cue bioassay data were arranged in a 2 x 2 contingency table to test if the proportion of beetles locating trees in either light or dark was similar (using Yate's correction for continuity). To determine if results from the fall and winter bioassays were homogenous, a heterogeneity chi-square analysis was conducted (using Pearson's Chi-square).

For the prey searching behavior bioassay, the bouts, latency, and total time length for each behavior, when applicable, were compared

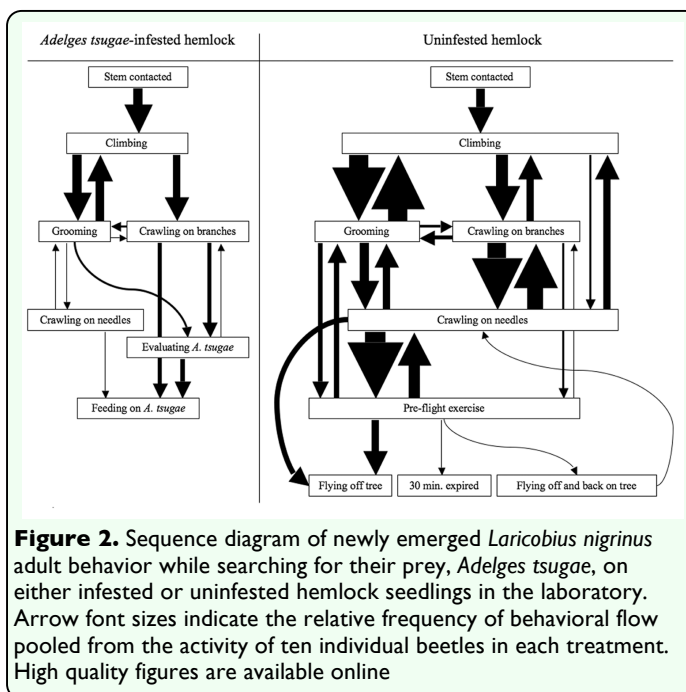


between *A. tsugae*-infested and uninfested seedlings by non-parametric Mann-Whitney *U* tests (0.05 significance level). All data are presented as standard error of the mean. In addition, the number of times a beetle switched from one behavior to another was tallied and behavioral sequence diagrams were created from the pooled activity of ten individual beetles on each treatment using Microsoft PowerPoint. Arrows were used in the diagrams to indicate the sequence of behaviors; their font size indicates the relative frequency of behavioral flow.

Results

Visual cue bioassay

In fall, light had an effect on the probability of *L. nigrinus* adults locating trees ($\chi_y^2 = 12.2$, $df = 1$, $P = 0.0005$; Figure 1). Beetles were 3.4 times as likely to find trees in light than in dark (Video 1). In winter, light also had an effect on the probability of beetles locating trees ($\chi_y^2 = 12.5$, $df = 1$, $P = 0.0004$; Figure 1). Beetles were 2.2 times as likely to find trees in light than in dark. There was no



difference between the fall and winter bioassays (Heterogeneity $\chi^2 = 1.11$, $df = 1$, $P = 0.3$).

Prey searching behavior bioassay

In total, 55.7 min of adult *L. nigrinus* behavioral footage on hemlock seedlings were analyzed to the nearest second. Each treatment had 1:1 (male:female) sex ratios. On the *A. tsugae*-infested seedlings, 100% of the beetles ultimately fed (Figure 2). In general, beetles climbed, groomed, crawled on branches, evaluated *A. tsugae*, and then fed. The cycle of grooming and climbing was common, and beetles less frequently cycled between grooming and crawling on branches, crawling on branches and evaluating *A. tsugae*, and grooming and crawling on needles. Beetles spent the most time climbing, grooming, crawling on branches, crawling on needles, and evaluating *A. tsugae* in descending order (Table 2). Crawling on needles only occurred once. Beetles did not engage in pre-flight exercise or flight and, on average, began evaluating *A. tsugae* in 3.7 min and feeding in 5.6 min. Evaluation of *A. tsugae* was

uncommon and was observed approximately once for every two beetles tested (Video 2).

On uninfested seedlings, 90% of the beetles ultimately flew off, and one individual searched until the 30 min bioassay ended (Figure 2). Several behavioral cycles occurred and the prevailing sequence of searching behavior was complex. Common cycles were climbing and grooming, climbing and crawling on branches, grooming and crawling on needles, crawling on branches and crawling on needles, and crawling on needles and pre-flight exercise. Less common cycles were climbing and crawling on needles, grooming and crawling on branches, grooming and pre-flight exercise, and crawling on branches and pre-flight exercise. Beetles spent the most time grooming, climbing, crawling on needles, crawling on branches, and in pre-flight exercise in descending order (Table 2). Pre-flight exercise occurred three times on average and for 56 s per individual. Flight exercise began on average in 11.4 min and flight off the seedling in 15.4 min (Video 3). Flight off and back on the seedlings only occurred once.

Beetles had significantly more bouts of climbing, grooming, crawling on branches, and crawling on needles on uninfested seedlings compared with *A. tsugae*-infested

Table 1. *Laricobius nigrinus* behaviors analyzed from the continuous video footage of prey searching on either *Adelges tsugae*-infested or uninfested seedlings in the laboratory.

Behavior	Description
Climbing	Crawling upwards on the vertical main stem of the seedling
Grooming	Cleaning of antennae and tarsi while stopped
Evaluating <i>A. tsugae</i>	Slow crawling and frequent turning among adelgids, antennating <i>A. tsugae</i> flocculence, and brief insertions of mouthparts in flocculence
Feeding on <i>A. tsugae</i>	Sustained insertion of mouthparts in flocculence and manipulation of flocculence to reach <i>A. tsugae</i>
Crawling on branches	Crawling horizontally on branches
Crawling on needles	Crawling on a needle (or from one needle to another) while typically waving their legs, head, and antennae from the tip of needles
Pre-flight exercise	Movements associated with warming of the indirect flight muscles. Opening of the clytra and unfolding wings typically from a needle tip, but without takeoff
Flying off tree	Flight (typically from a needle tip) and landing on the surrounding muslin screen cage
Flying off and back on tree	Takeoff and landing back on the seedling

seedlings (Table 2). There was also significantly more time spent climbing and crawling on needles on uninfested than infested seedlings. There were no significant differences in the time spent or latency of grooming or crawling on branches on uninfested compared with infested seedlings.

Discussion

Following fall emergence of aestivating adults, the influence of olfactory or visual cues on *L. nigrinus* likely varies depending on spatial scale. Olfaction may be used by *L. nigrinus* (Broeckling and Salom 2002; Broeckling and Salom 2003a) to locate trees from large distances via volatile emissions from *A. tsugae*-infested trees (Broeckling and Salom 2003b), although this needs experimental confirmation. The frequency at which *L. nigrinus* is found on isolated infested trees in its native range underscores the capability of beetles to perceive *A. tsugae* at large distances (D. Mausel, Pers. obs.). Use of vision by *L. nigrinus*, at least at close range,

Table 2. The number of bouts, latency and time spent (in seconds) by newly emerged *Laricobius nigrinus* adults engaged in nine prey searching behaviors on either *Adelges tsugae*-infested or uninfested eastern hemlock seedlings in the laboratory.

Types of adult	Parameter	Eastern hemlock treatment		U ^a	P
		<i>A. tsugae</i> -infested	Uninfested		
Climbing	Bouts ^b	1.9 ± 0.2	4.7 ± 1.0	16	0.008**
	Time spent ^c	124.6 ± 13.9	277.4 ± 41.0	13	0.005**
Grooming	Latency ^d	71.6 ± 19.0	117.3 ± 37.2	30	0.564
	Bouts	1.3 ± 0.3	4.2 ± 0.9	18	0.014*
	Time spent	100.3 ± 53.1	321.1 ± 108.8	27	0.082
Crawling on branches	Latency	171.0 ± 29.4	190.0 ± 49.5	30	0.834
	Bouts	1.0 ± 0.2	3.5 ± 0.8	23.5	0.038*
	Time spent	68.7 ± 38.79	149.6 ± 68.6	24	0.4
Evaluating <i>A. tsugae</i>	Latency	221.3 ± 41.0	n/a ^e	n/a	n/a
	Bouts	0.6 ± 0.2	0	n/a	n/a
	Time spent	27.7 ± 10.7	0	n/a	n/a
Feeding on <i>A. tsugae</i>	Latency	334.4 ± 94.0	n/a	n/a	n/a
Crawling on needles	Latency	40 ^f	444.4 ± 80.0	n/a	n/a
	Bouts	0.2 ± 0.2 ^f	5.7 ± 1.1	1.5	<0.0001**
	Time spent	26.8 ± 26.8 ^f	235.7 ± 46.9	5	<0.0001**
Pre-flight exercise	Latency	n/a	681.7 ± 97.3	n/a	n/a
	Bouts	0	3.0 ± 0.6	n/a	n/a
	Time spent	0	56.2 ± 19.8	n/a	n/a
Flying off and back on tree	Latency	n/a	308 ^f	n/a	n/a
	Bouts	0	0.01 ± 0.01 ^f	n/a	n/a
	Time spent	0	0.1 ± 0.1 ^f	n/a	n/a
Flying off tree	Latency	n/a	927.3 ± 148.6	n/a	n/a

a U = Mann-Whitney U test.

b The number of occurrences of a behavior

c Total time spent engaged in a behavior

d Time elapsed until the first bout of a behavior

e Data or statistical comparisons not applicable

f Only one individual beetle engaged in this behavior in this treatment

was not a surprising result in the visual cue bioassay as insectivores typically rely on more than one sensory modality (Goyer et al. 2004; Laubertie et al. 2006). For example, tiger beetles (Coleoptera: Cicindelidae) are exceptional visual predators but can capture prey in darkness using other senses (Riggins and Hoback 2005). In darkness, *L. nigrinus* typically searched the arena by continuously and randomly turning between straight courses. This behavior is described as “ranging,” because there was little spatial information (Jander 1975). Locating the stem by chance took the beetles a relatively long time, but on occasion beetles perceived and located it when they were within a centimeter. Conversely, in light beetles took a straight course to the seedling stem relatively quickly (Video 1). This behavior is described as the “approach” and conclusion of object orientation searching as beetles were visually guided to the precise location of the stem (Jander 1975).

Post-emergence flight from the forest floor is likely but was not observed in the visual cue bioassay probably due to the stems being in close proximity to the beetles. In the mass-rearing laboratory, beetles fly readily for a period following emergence in the fall but appear to be less inclined to do so later in the year (D. Mausel, personal observations). Likewise, *L. erichsonii* appears to be capable of long-distance flight and was observed landing at the base of trees (Franz 1958). Whether flying or crawling to a tree, vision provides beetles with a precise direction and location of trees at close range relative to olfaction. Once a tree is found, the arboreal *L. nigrinus* beetles proceed to search for *A. tsugae*. Beetle climbing, crawling on branches, and crawling on needles in the prey searching behavior bioassay are consistent with “extensive searching” described for other

aphidophagous predators in the absence of prey (Bell 1990). Crawling on needles while waving the head, antennae, and front tarsi in the air was especially common on uninfested trees, as described in the Coccinellidae (Flowers et al. 2007), Syrphidae, and Chrysopidae (Bell 1991). Generally, these behaviors are used by insects to provide various mechanosensory and olfactory information about their environment when searching (Bell 1990). *Laricobius nigrinus* self-grooming was common on both infested and uninfested trees and is done to clean and optimize the function of sensory organs. The frequent bouts and time spent grooming in the absence of prey was likely done to optimize their senses and re-evaluate the environment before they risked flight dispersal.

In the prey searching behavior bioassay, “evaluating *A. tsugae*” on infested trees is analogous to “local convoluted search” (Jander 1975) and “intensive searching,” described in another *L. nigrinus* study. Flowers et al. (2007) found that this behavior was more common at night, a discovery that suggests that vision is not an important cue at close range of *A. tsugae*. When beetles were among *A. tsugae* they crawled slowly, turned frequently, and appeared to antennate and probe the white flocculence with their maxillary and/or labial palps (Video 2). Contact chemoreceptors may be located on the antennae (Broeckling and Salom 2003a), palps, and tarsi that encounter the waxy flocculence and should be studied further. Furthermore, rain and wind dislodge flocculence from previous *A. tsugae* generations onto branches, boles, and the forest floor and could cue beetles that prey may be present nearby. Other close range non-visual cues, such as olfaction, may be relied upon to locate *A. tsugae*. Mechanosensory cues are doubtful, because *A. tsugae* is sessile,

although nymphs and adults fidget slightly when disturbed.

The primary finding of this study is that *L. nigrinus* searching behavior, like most species, is related to food abundance. Beetles did not fly when *A. tsugae* is abundant and flew readily when *A. tsugae* was absent. This dispersal is consistent with field studies that show a positive correlation between *A. tsugae* density and adult beetle density (Mausel 2007), resulting in beetle aggregations on dense prey patches. Visual cues play a role in their searching behavior and could potentially be exploited for trapping purposes. For example, a bole trap (Hanula and Kirsten 1996) may be effective at capturing newly emerged adults in the field if they climb up tree stems to the canopy.

Acknowledgements

We thank R. Flowers for the design and setup of the camera, computer, and video software system; D. Hamilton for the initial recording of behaviors from the footage; T. Kuhar, R. McDonald, and B. Onken for reviewing previous versions of this manuscript. We are grateful for comments by T. Shelly and two anonymous reviewers. USDA Forest Service Grant No. 04-DG-11083150-030 supported this project.

References

- Bell WJ. 1990. Searching behavior patterns in insects. *Annual Review of Entomology* 35: 447-467.
- Bell WJ. 1991. *Searching behavior: The behavioral ecology of finding resources*. Chapman and Hall.
- Blackman RL, Eastop VF. 1994. *Aphids on the world's trees: An identification and information guide*. CAB International.
- Broeckling CD, Salom SM. 2002. Behavioral responses of two hemlock woolly adelgid specialist predators using olfaction to locate hosts or host habitat. In: Onken B, Reardon RC, Lashcomb, J, Editors. *Proceedings: Hemlock Woolly Adelgid in the Eastern United States Symposium*. pp. 235-247. Rutgers University.
- Broeckling CD, Salom SM. 2003a. Antennal morphology of two specialist predators of hemlock woolly adelgid, *Adelges tsugae* Annand (Homoptera: Adelgidae). *Annals of the Entomological Society of America* 96(2): 153-160.
- Broeckling CD, Salom SM. 2003b. Volatile emissions of eastern hemlock, *Tsuga canadensis*, and the influence of hemlock woolly adelgid. *Phytochemistry* 62(2): 175-180.
- Collman SJ. 1972. *Insect pests of ornamental trees and shrubs of the University of Washington arboretum*. Ph.D. Thesis. University of Washington, Seattle.
- Flowers RW, Salom SM, Kok LT, Mullins DE. 2007. Behavior and daily activity patterns of specialist and generalist predators of the hemlock woolly adelgid, *Adelges tsugae*. *Journal of Insect Science* 7:44, Available online: <http://www.insectscience.org/7.44>
- Franz JM. 1958. Studies on *Laricobius erichsonii* Rosenh. (Coleoptera: Derodontidae) a predator on Chermesids. Part I, distribution, life-history, and ecology. *Entomophaga* 3(2): 109-164.

Furniss RL, Carolin VM. 1977. Western Forest Insects. *USDA Forest Service Miscellaneous Publication*, No. 1339.

Goyer RA, Lenhard GJ, Strom BL. 2004. The influence of silhouette color and orientation on arrival and emergence of *Ips* pine engravers and their predators in loblolly pine. *Forest Ecology and Management* 191(1-3): 147-155.

Hanula JL, Kirsten CP. 1996. A trap for capturing arthropods crawling up tree boles. *USDA Forest Service Research Note, SRS-3*.

Havill NP, Montgomery ME, Yu GY, Shiyake S, Caccone A. 2006. Mitochondrial DNA from hemlock woolly adelgid (Hemiptera: Adelgidae) suggests cryptic speciation and pinpoints the source of the introduction to eastern North America. *Annals of the Entomological Society of America* 99(2): 195-203.

Jander R. 1975. Ecological aspects of spatial orientation. *Annual Review of Ecology and Systematics* 6: 171-188.

Lamb AB, Salom SM, Kok LT. 2005. Guidelines for rearing *Laricobius nigrinus* Fender. In: Onken B, and Reardon RC, Editors. *Proceedings: Third Symposium on Hemlock Woolly Adelgid in the Eastern United States*. pp. 309-318. USDA Forest Service.

Lamb AB, Salom SM, Kok LT. 2007. Factors influencing aestivation in *Laricobius nigrinus* (Coleoptera: Derodontidae), a predator of *Adelges tsugae* (Hemiptera: Adelgidae). *Canadian Entomologist* 139(4): 576-586.

Laubertie EA, Wratten SD, Sedcole JR. 2006. The role of odour and visual cues in the pan-

trap catching of hoverflies (Diptera: Syrphidae). *Annals of Applied Biology* 148(2): 173-178.

Mausel DL. 2007. *Release and monitoring of Laricobius nigrinus (Coleoptera: Derodontidae) for biological control of the hemlock woolly adelgid in the eastern US*. Ph.D. Thesis, Virginia Tech, Blacksburg, VA. p. 153.

Mausel DL, Salom SM, Kok LT, Davis G. 2010. Establishment of the hemlock woolly adelgid predator, *Laricobius nigrinus* (Coleoptera: Derodontidae), in the eastern United States. *Environmental Entomology* 39(2): 440-448.

Riggins JJ, Hoback WW. 2005. Diurnal tiger beetles (Coleoptera: Cicindelidae) capture prey without sight. *Journal of Insect Behavior* 18(3): 305-312.

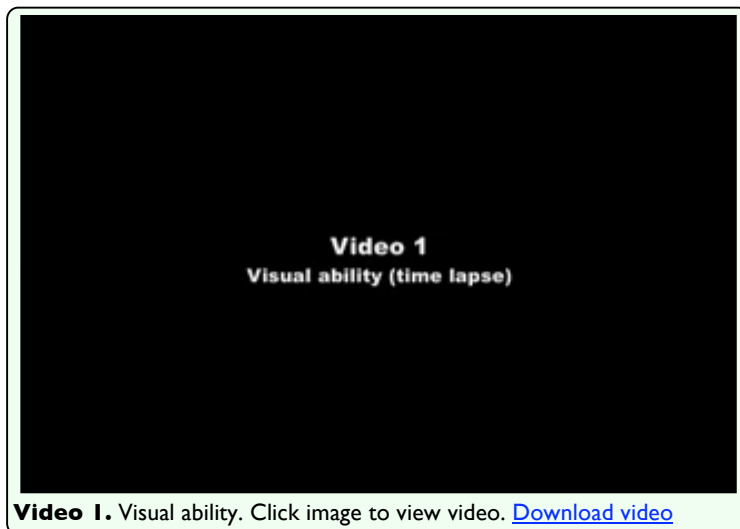
Zilahi-Balogh GMG, Humble LM, Kok LT, Salom SM. 2006. Morphology of *Laricobius nigrinus* (Coleoptera: Derodontidae), a predator of the hemlock woolly adelgid. *Canadian Entomologist* 138(5): 595-601.

Zilahi-Balogh GMG, Humble LM, Lamb AB, Salom SM, Kok LT. 2003a. Seasonal abundance and synchrony between *Laricobius nigrinus* (Coleoptera: Derodontidae) and its prey, the hemlock woolly adelgid (Hemiptera: Adelgidae). *Canadian Entomologist* 135(1): 103-115.

Zilahi-Balogh GMG, Kok LT, Salom SM. 2002. Host specificity of *Laricobius nigrinus* Fender (Coleoptera: Derodontidae), a potential biological control agent of the hemlock woolly adelgid, *Adelges tsugae* Annand (Homoptera: Adelgidae). *Biological Control* 24(2): 192-198.

Zilahi-Balogh GMG, Salom SM, Kok LT. 2003b. Development and reproductive biology of *Laricobius nigrinus*, a potential biological control agent of *Adelges tsugae*. *Biocontrol* 48(3): 293-306.

Zilahi-Balogh GMG, Salom SM, Kok LT. 2003c. Temperature-dependent development of the specialist predator *Laricobius nigrinus* (Coleoptera: Derodontidae). *Environmental Entomology* 32(6): 1322-1328.



Video 1. Visual ability. Click image to view video. [Download video](#)



Video 2. Evaluating prey and feeding behavior. Click image to view video. [Download video](#)



Video 3. Walking branches, needles, pre-flight, and flight behavior. Click image to view video. [Download video](#)