



Assessing vulnerability and resistance to plant invasions: a native community perspective

Authors: Ibáñez, Inés, Liu, Gang, Petri, Laís, Schaffer-Morrison, Sam, and Schueller, Sheila

Source: Invasive Plant Science and Management, 14(2) : 64-74

Published By: Weed Science Society of America

URL: <https://doi.org/10.1017/inp.2021.15>

BioOne Complete (complete.BioOne.org) is a full-text database of 200 subscribed and open-access titles in the biological, ecological, and environmental sciences published by nonprofit societies, associations, museums, institutions, and presses.

Your use of this PDF, the BioOne Complete website, and all posted and associated content indicates your acceptance of BioOne's Terms of Use, available at www.bioone.org/terms-of-use.

Usage of BioOne Complete content is strictly limited to personal, educational, and non - commercial use. Commercial inquiries or rights and permissions requests should be directed to the individual publisher as copyright holder.

BioOne sees sustainable scholarly publishing as an inherently collaborative enterprise connecting authors, nonprofit publishers, academic institutions, research libraries, and research funders in the common goal of maximizing access to critical research.

Research Article

Cite this article: Ibáñez I, Liu G, Petri L, Schaffer-Morrison S, and Schueller S (2021) Assessing vulnerability and resistance to plant invasions: a native community perspective. *Invasive Plant Sci. Manag* **14**: 64–74. doi: [10.1017/inp.2021.15](https://doi.org/10.1017/inp.2021.15)

Received: 15 January 2021

Revised: 25 March 2021

Accepted: 25 April 2021

First published online: 3 May 2021

Associate Editor:

Guillaume Fried, ANSES

Keywords:

Biotic resistance; disturbance; natural enemies; propagule pressure; resource change

Author for correspondence:

Inés Ibáñez, University of Michigan, School for Environment and Sustainability, 440 Church Street, Ann Arbor, MI 48109.
(Email: iibanez@umich.edu)

Assessing vulnerability and resistance to plant invasions: a native community perspective

Inés Ibáñez¹ , Gang Liu², Laís Petri³, Sam Schaffer-Morrison⁴ and Sheila Schueller⁵

¹Associate Professor, University of Michigan, School for Environment and Sustainability, Ann Arbor, MI, USA;

²Associate Professor, Shaanxi Normal University, College of Life Sciences, Xi'an, Shaanxi, China; ³PhD Student, University of Michigan, School for Environment and Sustainability, Ann Arbor, MI, USA; ⁴MS Student, University of Michigan, School for Environment and Sustainability, Ann Arbor, MI, USA and ⁵Lecturer II & Academic Program Specialist, University of Michigan, School for Environment and Sustainability, Ann Arbor, MI, USA

Abstract

Risk assessments of biological invasions rarely account for native species performance and community features, but the assessment presented here could provide additional insights for management aimed at decreasing vulnerability or increasing resistance of a plant community to invasions. To gather information on the drivers of native plant communities' vulnerability and resistance to invasion, we conducted a literature search and meta-analysis. Using the data we collected, we compared native and invasive plant performance between sites with high and low levels of invasion. We then investigated conditions under which native performance increased, decreased, or did not change with respect to invasive plants. We analyzed data from 214 publications summing to 506 observations. There were six main drivers of vulnerability to invasion: disturbance, decrease in resources, increase in resources, lack of biotic resistance, lack of natural enemies, and differences in propagule availability between native and invasive species. The two mechanisms of vulnerability to invasion associated with a strong decline in native plant performance were propagule availability and lack of biotic resistance. Native plants marginally benefited from enemy release and from decreases in resources, while invasive plants strongly benefited from both increased resources and lack of enemies. Fluctuation of resources, decreases and increases, were strongly associated with higher invasive performance, while native plants varied in their responses. These differences were particularly strong in instances of decreasing water or nutrients and of increasing light and nutrients. We found overall neutral to positive responses of native plant communities to disturbance, but natives were outperformed by invasive species when disturbance was caused by human activities. We identified ecosystem features associated with both vulnerability and resistance to invasion, then used our results to inform management aimed at protecting the native community.

Introduction

Invasive plants can have major impacts on the diversity and function of native communities (D'Antonio and Vitousek 1992; Mack and D'Antonio 1998; Waller et al. 2020). Consequently, there is a major focus on preventing invasions, and once an invasion is already under way, on controlling its spread. However, in the case of plants, once a species is widely established, management aimed at eradication is rarely successful (Kettenring and Reinhart Adams 2011; Smith et al. 2006), and efforts to control the invasive frequently only work temporarily (Copeland et al. 2019). Furthermore, management of one problematic species does not ensure control of other invasive plants (Rinella et al. 2009); in some instances, control practices targeting one invader may promote secondary invasions (Gabler and Siemann 2013; Pearson et al. 2016). Given the challenges associated with managing plant invasions, focusing not only on the invader, but also on the native community being affected, may provide additional insights for management. Vulnerability and resistance to plant invasions, the two sides of an ecosystem's susceptibility to invasion, highly depend on features of the community affected, that is, level of biotic resistance, abiotic constraints, and propagule availability (Byun et al. 2018). To better understand which attributes of native communities affect their vulnerability or resistance to plant invasions, we carried out a meta-analysis of the literature on this topic. We then used results from this analysis to develop management recommendations aimed at reducing vulnerability or promoting resistance to plant invasion.

Most work done on plant invasions focuses on the invasive species—its presence, abundance and/or demographic performance—with little assessment of the native plants. Invasive species' impact on native communities is usually assessed in terms of changes in diversity and/or abundance (e.g., Beaury et al. 2020; Dyderski and Jagodziński 2020; Powell et al. 2013) but rarely on changes in individual plant performance (but see Vilà and Weiner 2004). The omission of native plant performance is relevant, because this information could explain why similar invasions may

© The Author(s), 2021. Published by Cambridge University Press on behalf of Weed Science Society of America. This is an Open Access article, distributed under the terms of the Creative Commons Attribution licence (<http://creativecommons.org/licenses/by/4.0/>), which permits unrestricted re-use, distribution, and reproduction in any medium, provided the original work is properly cited.



Management Implications

Informed by results from our analyses, which focused on the performance of the native community rather than only on the invasive species, we have developed several recommendations that could be followed to reduce vulnerability and promote resistance to plant invasions:

1. Management that reduces differences in propagule availability between invasive and native species and/or promotes early establishment of natives after disturbance will likely result in sustainable decrease in invasive plants.
2. If invasive propagule pressure is high, management operations should avoid any practice that promotes plant establishment (e.g., removal of vegetation). When vegetation is reduced, management should ensure the availability of propagules from competitive native species, that is, assess sources of seeds and resprouts and consider seeding or planting.
3. In cases in which seeding or planting of native species is being implemented, using a diversity of functional groups might be necessary to ensure long-lasting resistance to invasion.
4. In general, invasive plants benefit more from an increase in resources than native species; thus, management should avoid practices (or mitigate conditions) that increase plant resources (mainly light and nutrients).
5. When planning to implement any type of management practice that might disturb the system, managers should carry out careful assessment of potential effects on both the invasive and native plant communities; actions taken should decouple management from environmental conditions that might facilitate reinvasion.
6. Removal of disturbance, in particular anthropogenic disturbances, might be the best strategy to reduce/prevent plant invasion.

result in different impacts in different contexts (Davis et al. 2000; Williamson and Fitter 1996). For example, Daehler (2003) showed that the ability of invasive species to outperform natives depended on growing conditions, that is, the level of resources. Similarly, resource-dependent outcomes could be the case with enemy release (Keane and Crawley 2002; Mitchell and Powell 2003; Prior et al. 2015), wherein the advantages of enemy release seem to mostly take place at high resource availability (Blumenthal 2006). These examples illustrate how native vulnerability or resistance to the invasion can be mediated by resource competition, which is dependent on features of the ecosystem.

Understanding to what extent invasion is mostly driven by resource competition between invasive and native plants versus other mechanisms (i.e., propagule pressure) is important. Competition underlines the basis for biotic resistance to invasions (Price and Pärtel 2013; Richardson and Pyšek 2006; Stachowicz et al. 1999). If competitive inequalities and the conditions under which they take place are promoting the spread and growth of invasive species, this knowledge can be used to evaluate which introduced plants could be overly competitive or which communities are most vulnerable because of a lack of potential competitors. Such knowledge can also help formulate potential solutions, such as specific management approaches to increase competitive ability of the native community.

Competitive ability of the native community is commonly reduced under novel or extreme disturbances (Connell 1978; Lockwood et al. 2007). These are also the conditions that promote strong performance of opportunistic introduced species (Hobbs

and Atkins 1988; Seabloom et al. 2003). Still, native plant communities may also host species adapted to rapidly respond to disturbance events; these are native species that could outperform invasive plants and be a major contributor of the community resistance to invasions (Byun et al. 2013; Daehler 2003). Therefore, assessing a priori whether a plant community includes native species able to rapidly respond to disturbance could be fundamental in deciding which management practices should be implemented.

In addition to decreasing native species competitive ability, disturbances promote invasion by altering the flow of resources (Hobbs and Huenneke 1992). Resource fluctuations have been postulated as a mechanism of invasion, either because invasive species are better adapted to respond to high-resource environments or because the native community does not take advantage of resource pulses (Daehler 2003; Davis et al. 2000; Davis and Pelsor 2001). Invasive species usually have acquisition traits that allow them to rapidly respond to an increase in resources and thus benefit the most (Dawson et al. 2012; Funk and Vitousek 2007; Heberling and Fridley 2013). Subsequently, a reduction of resources might be associated with native community resistance to invasions (Iannone and Galatowitsch 2008; Kuebbing et al. 2013; Schuster et al. 2020). Evaluating whether and to what extent a particular native community has the potential to respond to a change in resources will likely shed light on its vulnerability to invasion. If the community will not respond, then avoiding those conditions and/or surge of resources should be a management priority.

With the goal of informing management aimed at reducing vulnerability or promoting resistance to plant invasions, we carried out a meta-analysis to document native plant performance at sites affected by invasive plants and the ecosystem features associated with those invasion events. Our search and analyses were aimed at answering the following questions: (1) What are the main drivers of native plant community vulnerability to invasion? (2) As invasive species dominate plant communities, how is native plant performance affected? (3) Is native plant performance affected differently depending on the driver of vulnerability? (4) Do these differences vary across different plant communities? And (5) how can answers to these questions inform management of plant communities aimed at curtailing the impact of plant invasion? Our overall aim is to provide further insight and management options to promote resistance and reduce vulnerability of plant communities to plant invasions.

Materials and Methods

Literature Search and Data Extraction

To target studies that would have assessed both the extent of the invasion and the performance of the native community, we limited our search to publications that addressed the vulnerability or resistance of the native community to biological invasions. Thus, in August 26, 2019, we carried two searches in the Web of Science database using the following terms:

1. Vulnerability search: ("non native species" OR "alien species" OR "introduced species" OR "nonnative species" OR "non-native species" OR "invasive species" OR "exotic species") AND (vulnerab* OR susceptib* OR invasibility OR "high* impact" OR "increas* impact*" OR "enhance* impact*" OR "low* impact*" OR "decreas* impact *" OR "diminish* impact*" OR "reduc* impact*" OR "decline* impact*"). Results: 3,160.

2. Resistance search: (“biotic resistance” OR “biotic resilience” OR “priority effect*” OR “founder effect*” OR “historical contingen*” OR “contingen* effect*” OR “community assembly history” OR “community assembly” OR “native species addition” OR “ecological resistance” OR “diversity effect*” OR “ecological resilience”) AND (“non native species” OR “alien species” OR “introduced species” OR “nonnative species” OR “non-native species” OR “invasive species” OR “exotic species”). Results: 933.

We then applied these selection criteria:

1. Studies refer to plant invasions in terrestrial ecosystems (wetlands included); we restricted our assessment to terrestrial plant communities, because mechanisms of vulnerability and resistance might be quite different across taxonomic groups and ecosystems.
2. Studies report two levels of invasion in the same plant community (what we refer to as “high” and “low” invasion; see data analysis section below); this allowed us to identify the ecosystem features that promote/resist plant invasions and that could be targeted for management. Studies reporting presence/absence of invasive plants were not included; absences may not reflect resistance, but rather a lack of invasive propagules.
3. Studies provide information on a feature, biotic or abiotic, of the ecosystem that has been linked to either its vulnerability or its resistance to invasion.
4. Studies provide raw data or summary statistics of the invasive plants’ performance; analyses that only reported model outcomes (i.e., parameter values) were not considered, as these usually are the result of multivariate analysis and would have made it difficult to assess the main variable driving the invasion.

After combining the two searches, we extracted information from selected publications on the biophysical features of the system (e.g., location, climate, biome, vegetation type), the type of study (observational or experimental), the variables of the native community measured (biotic or abiotic); identified the driver of vulnerability or resistance to the invasion; and recorded metric of plant performance or community assessment collected on the invasive species, and if available, on the native species. For a full list of variables extracted, see Supplementary Material 1.

We classified the drivers of vulnerability identified in the publications into six different categories; some were further classified in several subcategories (Table 1). We are aware that some of these categories overlap. For example, biotic resistance, or lack thereof, can be due to different types of biotic interactions (Levine et al. 2003). In our data, we denoted as “biotic resistance” those observations in which competition between native and invasive plants was the proposed mechanism for vulnerability or resistance. Propagule availability as an invasion mechanism may reflect excess propagules from invasive plants and/or lack of native propagules. Although invasive species propagule pressure is not a feature of the native community, an excess of invasive propagules over native propagules overlaps with the concept of priority effects driving vulnerability or resistance (Dickson et al. 2012; Stuble and Souza 2016). For plant performance or community assessment data for both invasive and native plants, we gathered information on the metrics measured (Table 1); these included abundance (either density or cover), biomass (total or aboveground), individual plant growth, recruitment (seed production, establishment), individual survival, and richness (number of species). We also recorded sample size, mean response value, and variability around mean

Table 1. Drivers of vulnerability and plant performance and community assessment metrics.

Variable	Categories (subcategories)
Drivers of vulnerability ^a	<ul style="list-style-type: none">• Disturbance (present/absent)<ul style="list-style-type: none">• altered hydrology• fire• herbivory• human activities (roads, edge habitat, visitation, etc.)• removal of vegetation• soil disturbance• Decrease in resources<ul style="list-style-type: none">• light• water• nutrients• space• Increase in resources<ul style="list-style-type: none">• light• water• nutrients• space• Biotic resistance (lack of/present), i.e., competitive ability• Natural enemies (lack of/present)<ul style="list-style-type: none">• herbivores• allelopathy resistance• seed predators• parasites• Propagule availability (lack of/present, priority effects, propagule pressure)
Plant/community performance ^b	<ul style="list-style-type: none">• Abundance (density, cover)• Biomass• Growth (individual)• Recruitment, i.e., fecundity and establishment• Survival• Richness (number of species)

^aList of drivers of vulnerability to plant invasions identified across the publications included in the analyses.

^bList of invasive and native plant performance metrics recorded.

response (SD, SE, or variance). Values from figures were extracted using the Web Plot Digitizer online application (<http://arohatgi.info/WebPlotDigitizer/app>). A flowchart of the publication selection process is provided in Supplementary Material 2.

Data Analysis

Effect size, that is, differences in plant performance between communities with high and low invasion, was calculated as:

$$ES = \frac{(\text{performance at high invasion} - \text{performance at low invasion})}{\text{average performance}} \tag{1}$$

By this formulation, ES of invasive plants (ES_{invasive}) is always positive. We then compared it with native ES (ES_{native}): change in native performance under the invasion. Specifically, we wanted to: (1) investigate conditions under which native performance increases, decreases, or does not change; and (2) quantify the magnitude in native performance change (ES_{native}) with respect to the magnitude of increase in invasive performance (ES_{invasive}).

Because a substantial portion of the observations, 10%, did not report variance associated with mean performance, instead of using standard metrics (e.g., Hedges’ g), we ran a simulation to estimate ES, treating missing variances as latent variables to be estimated as a function of the largest ES variance calculated from studies with reported variances (see following section). Sample size was

also considered in these estimations by weighing variances by their sample size (Gurevitch and Hedges 2001). See Supplementary Material 3 for simulation code.

We carried out extensive exploratory data analysis to assess whether any of the variables gathered (e.g., climate, latitude, type of study) contributed to the observed variability in ES, but none did. To address our research questions, we then used multilevel mixed-effects models to analyze ES as a function of the driver of vulnerability and the nested subcategories within each driver (Table 1), with publication as a random effect. To see whether differences between the invasive and native communities depended on the metric used (e.g., abundance, growth, survival), we also analyzed data for each plant performance or community assessment metric. Additional analyses for each biome–driver combination and vegetation type–driver combination were also done, in this case without including random effects (some categories were represented by only one publication).

We used a hierarchical Bayesian approach to be able to incorporate missing variances as latent variables (Ibáñez et al. 2019). Missing variances were estimated by sampling from normal distributions (limited to be positive) with an SD of 1, with mean being the largest variance among observations with reported variance; this is the most conservative, lowest bias, imputation method to deal with missing variances (Batson and Burton 2016). Parameters of the mixed-effects models were all estimated from noninformative prior distributions (code for these analyses can be found in Supplementary Material 3).

Because a large portion of our observations (40%) referred to disturbance as a main mechanism of vulnerability to invasion, we carried out an additional analysis to better assess the role of disturbance on vulnerability or resistance to plant invasion. We performed an analysis that compared sites with and without disturbance. For this analysis, differences in plant performance (i.e., ES) were estimated as:

$$ES = \frac{(\text{performance with disturbance} - \text{performance without disturbance})}{\text{average performance}} \quad [2]$$

In our records, high invasion was not always associated with disturbance; thus ES estimation here is different from the analyses described earlier. We ran a similar hierarchical model to the one described above, but in this case as a function of the six disturbance categories and the subcategories that we identified in the data (Table 1). Effect size calculations and analyses were carried out in OpenBUGS (Thomas et al. 2006). Effect size posterior estimates that did not include zero in their 95% credible intervals were considered statistically significant. Effect sizes with 95% credible intervals that did not overlap were considered significantly different from one another.

Results and Discussion

A total of 214 articles were selected for the analysis (see list in Supplementary Material 4), yielding 506 observations. Native performance was reported in less than half of these (189 observations, 37%), supporting our assertion that invasiveness (invasive species performance) is frequently assessed without considering impact (native species performance). More than 140 invasive species were represented in the data, with numerous studies only reporting mixtures of invasive species (40%). In our review, we identified six

mechanisms of vulnerability, or resistance, to plant invasions (Table 1). The most common driver of invasion identified across the data was disturbance, with 205 observations (40.5% of total; 52 of those provided native plant performance). Most observations came from North America and Europe (74%), in particular the United States (58%). Funnel plots of the effect sizes used in the analysis can be found in Supplementary Material 5; parameter values are reported in Supplementary Material 6.

Assessing Vulnerability to Invasion

The two instances in which the native community experienced a significant decline, while invasive plants benefited significantly, were studies in which propagule availability and lack of biotic resistance (or higher competitive ability of the invasive plants) were identified as the drivers of vulnerability to invasion (Figure 1). In all other cases, the native community response to the invasion was neutral or positive (i.e., under herbivory; Figure 1). There were also several instances of native and invasive performances differing, with an overall pattern of higher effects sizes among invasive plants (Figure 1).

In the field of biological invasions, propagule availability refers to both the number of propagules and the rate of arrival (Simberloff 2009). High propagule pressure from introduced species has been strongly associated with their spread and abundance (e.g., Catford et al. 2011; Ibáñez et al. 2009). Our results link higher levels of invasive propagules to a reduction in native plant performance and thus to higher native plant community vulnerability to invasion (Figure 1). Furthermore, these results could simultaneously reflect low native seed abundance (Schuster et al. 2018; Vilà and Ibáñez 2011; von Holle and Simberloff 2005). This finding underscores the importance of legacy (what is left) and priority (what arrives first) effects during plant establishment, particularly after disturbance (Corbin and D'Antonio 2012; Uricchio et al. 2019). If invasive propagules are the most abundant, any removal of vegetation will likely result in reinvasion (Pearson et al. 2016; Prior et al. 2018). Thus, management practices that decrease invasive propagules (e.g., removal before seeding), while at the same time increasing native propagules (e.g., via seeding or planting), may have particularly successful results (Reinhardt Adams and Galatowitsch 2008).

Lack of biotic resistance or high competitive ability of invasive plants is frequently associated with successful invasions (Carboni et al. 2018; Vilà and Weiner 2004). Numerous studies have documented a variety of plant traits conferring invasive plants an advantage over the invaded native communities. For example, high total and specific leaf area (Allred et al. 2010), high germination rates (Deschenes et al. 2019), specific mechanism of nitrogen acquisition (Laungani and Knops 2009), and chemical inhibition of native plant photosynthesis (Musil et al. 2009) have all, among others, been identified as features of invasive plants contributing to their invasion success. Also, competition for space and resources during recruitment or the production of allelochemicals by invasive plants may prevent native species from growing populations that could resist the invasion (e.g., Edwards et al. 2019; Esch et al. 2018; Grove et al. 2017).

Still, high invasive competitive ability is not only a function of the invasive itself, but is usually associated with particular features of the ecosystem (Daehler 2003; Metlen et al. 2012); which, if managed, could confer the native community a higher level of resistance to the invasion (Byun et al. 2018). High resource ability and/or low enemy pressure are conditions under which invasive plants become highly competitive

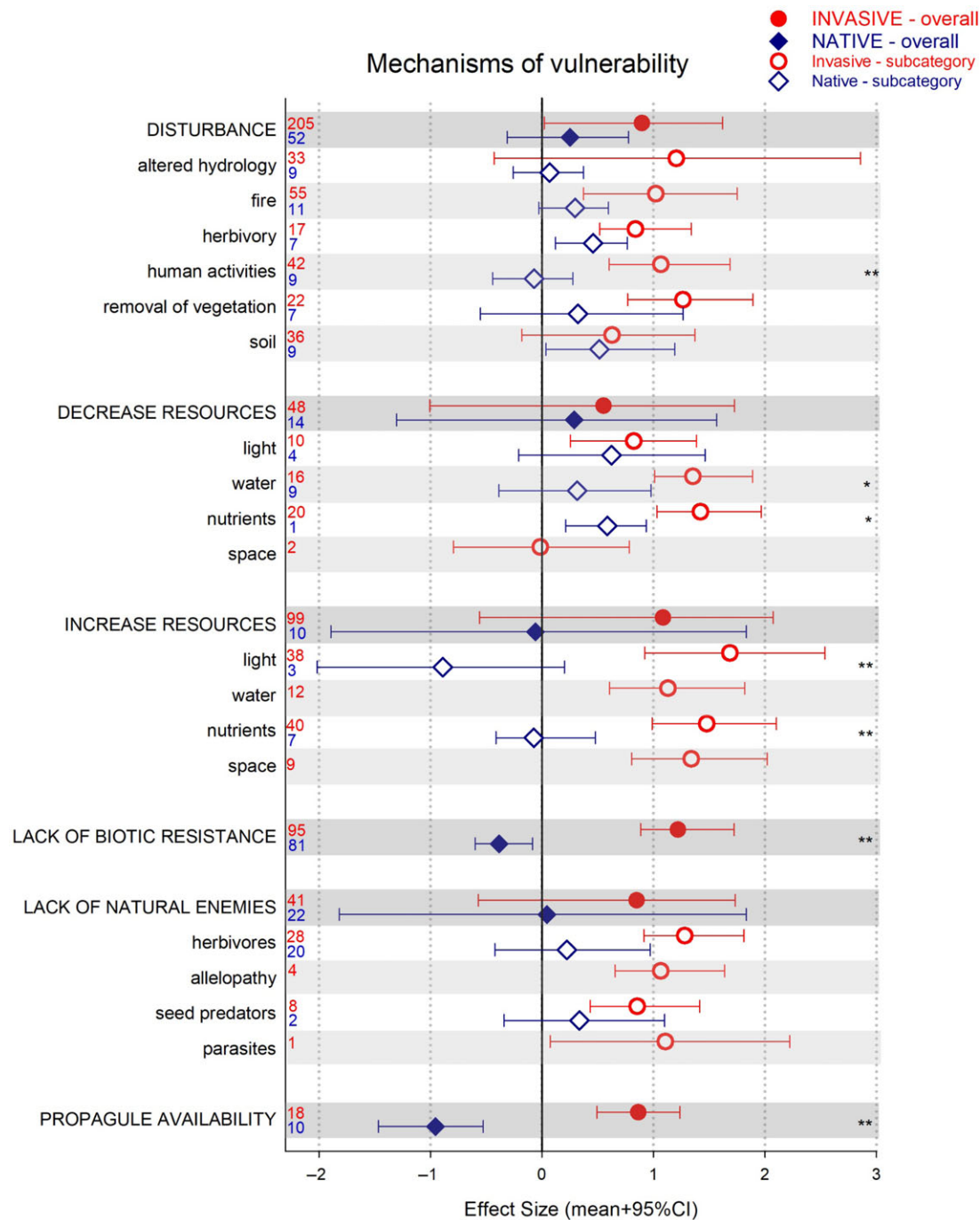


Figure 1. Results for the analysis of invasive and native plant performance or community assessment (effect size [ES] mean + 95% credible interval [CI]), as a function of drivers of vulnerability (darker bars) and their subcategories (white and light gray bars). CIs that do not overlap with zero are considered statistically significant. An asterisk indicates invasive and native species ES 95% CIs do not overlap but are of the same sign (i.e., same direction of change). Two asterisks indicate invasive and native species ES 95% CIs do not overlap and are of different sign (i.e., opposite direction of change). Numbers denote number of observations included.

(Blumenthal 2006; Burns et al. 2007; Garcia-Serrano et al. 2007). Our review showed that under these conditions, native plants tended to underperform compared with invasive species: native plants marginally benefited from enemy release and from changes in resources, while invasive plants strongly benefited from both increases and decreases of resources and lack of enemies (Figure 1). After the enemy release hypothesis was formulated as a main mechanism of invasion success (Keane and Crawley 2002), several studies questioned its relevance (Agrawal and Kotanen 2003;

Beckstead and Parker 2003; Colautti et al. 2004; Maron and Vilà 2001). Our results show that with respect to herbivory, the category for which we have more observations, invasive species strongly benefited from absence of herbivory, while native plant response was neutral (although invasive and native performances were not significantly different). This might be an indication of overall higher palatability among invasive plants, as acquisitive and fast-growing traits are associated with lower plant defenses (Blossey and Nötzold 1995; Blumenthal et al. 2009). Thus, successful

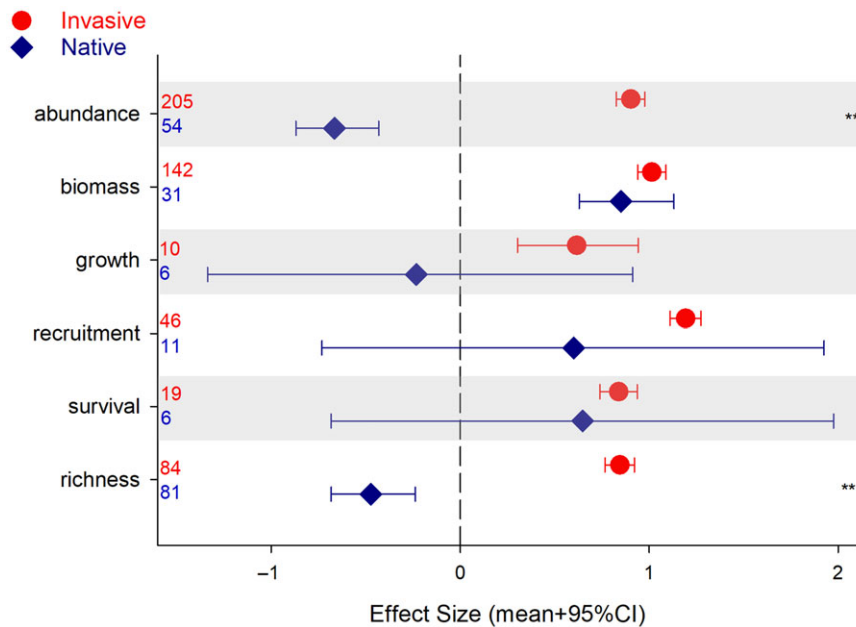


Figure 2. Results for the analysis of plant performance or community assessment (effect size [ES] mean + 95% credible interval [CI]), invasive and native, as a function of metric used. CIs that do not overlap with zero are considered statistically significant. Asterisks indicate invasive and native species ES 95% CIs do not overlap and are of different sign (i.e., opposite direction of change). Numbers denote number of observations included.

invasive species control might involve managing herbivores, for example, by providing access or shelter.

Fluctuation of resources has also been postulated as a major mechanism underlying biological invasions (Davis et al. 2000). Our analysis shows that changes in resources were strongly associated with higher invasive performance, while native plants varied in their response (Figure 1). Although the sample sizes for native species are low in some of these comparisons, native plants were significantly outperformed by invasive plants in instances of decreasing water and of increasing light and nutrients (Figure 1; note there were no observations of native responses to water increase). Increases in light have often been identified as a major driver of invasive plant establishment (e.g., Huebner et al. 2018), even if the abundance of other resources also promotes native plants (Knight et al. 2008). Traits that lead to rapid growth (e.g., high specific leaf area and leaf nutrient content) are most advantageous under high light conditions, and these traits are common among invasive plants (Allred et al. 2010; van Kleunen et al. 2010; Vilà and Weiner 2004). In contrast, there were also a few instances in which a decrease in resources (i.e., water) favored invasive plants over natives (Figure 1), but we lack enough data to generalize as to when this is the case. Together, these results underscore the importance of managing available resources to avoid situations that favor invasive species, for example, maintain resource levels within their natural range of variability.

Vulnerability to Invasion across Metrics, Vegetation Types, and Biomes

Performance and impact of invasive plants were assessed with different metrics across our review. Abundance and biomass were the two most common measurements of invasive performance (68%), while richness and abundance were the prevalent metrics across native communities (45%; Figure 2). When assessing the impact of plant invasions through the lens of the native community, the

two metrics that strongly differentiated invasive and native plants were abundance (e.g., cover, density) and richness (i.e., number of species) (Figure 2). Other metrics (i.e., growth, recruitment, survival) were quite variable among native plants (also note the low number of observations). Differences in native biomass between sites with low and high invasions were of the same magnitude as those for invasive species (Figure 2).

These results might indicate that invasive impact on the native community is exerted at the population level through higher density of individuals (or higher cover). Of course, changes in population density come through changes in recruitment, growth, and survival (Harper 1977). In our review, we had very few observations in these categories, showing a wide range of responses, which might explain the lack of significant differences. Biomass, for which we had a higher number of observations, is a common metric used in experimental work. Our results indicate that biomass may not be a good measure of native community vulnerability to invasions; that is, on an individual basis, native plants accumulate as much biomass as invasive plants but at the population level (abundance or fecundity) their performances differ (Figure 2), indicating that invasion success may be more complex than just straight competition for resources (Daehler 2003; Maron and Vilà 2001).

Our results also corroborate other studies that document a decrease in native plant species in communities that are being invaded by introduced plants (e.g., Linders et al. 2019; Powell et al. 2013). Still, there was no correlation (not shown) between number of native species and the size of the effect, contradicting many studies that have found higher levels of invasion in richer native communities (Aguilar et al. 2006). Several studies have associated high native diversity with high levels of invasion (e.g., Long et al. 2009; Peng et al. 2019; Stohlgren et al. 1999, 2003), but such comparisons between systems with inherently high or low levels of diversity make it very difficult to assess the actual effect of invasions on native diversity. Here, our comparisons were done for the same ecosystem, with the only difference being the degree of

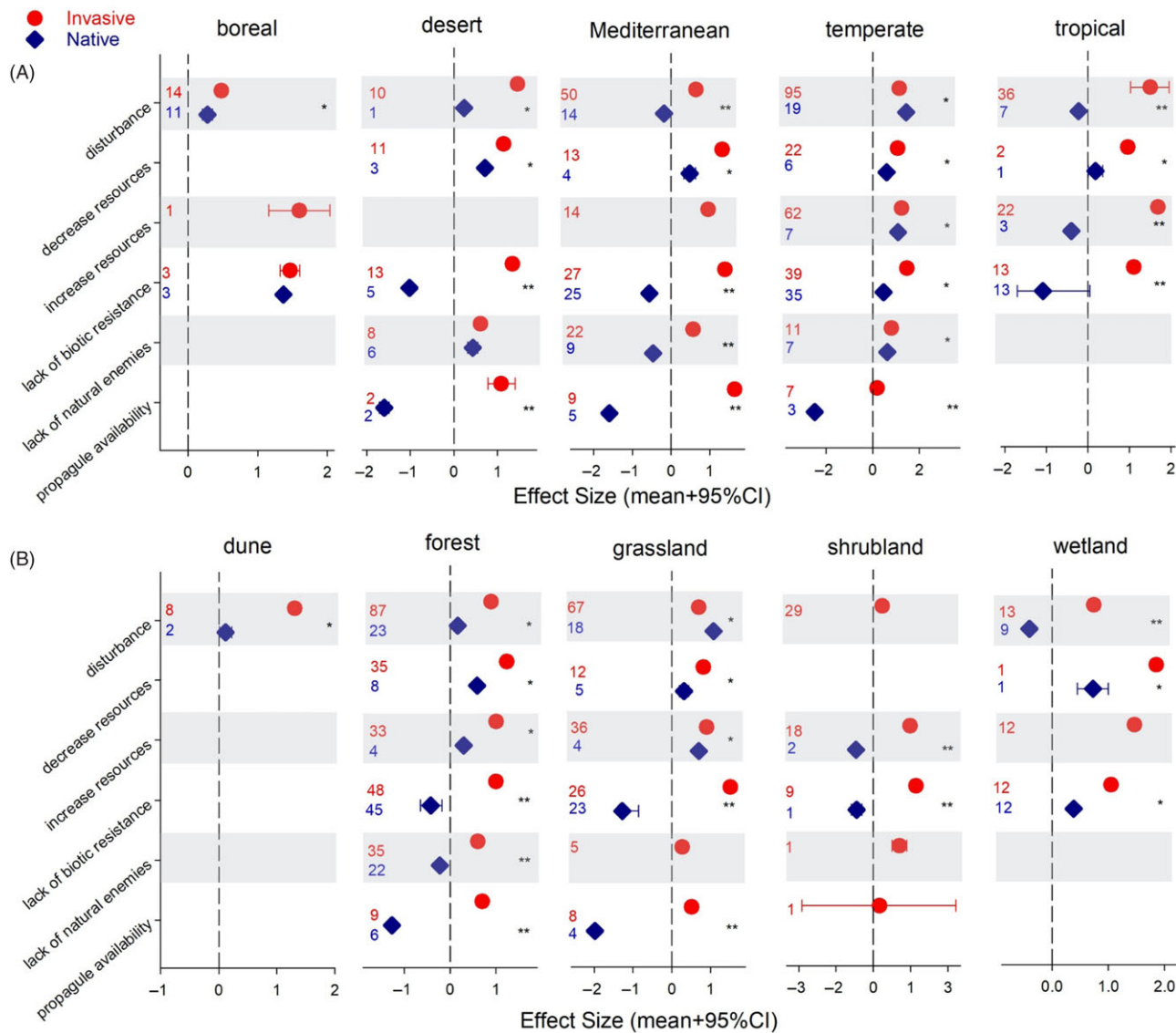


Figure 3. Effect sizes (ES) on invasive and native plant performance/community assessment across drivers of vulnerability by biome (A) and vegetation type (B). Credible intervals (CI) that do not overlap with zero are considered statistically significant. An asterisk indicates invasive and native species ES 95% CIs do not overlap but are of the same sign (i.e., same direction of change). Two asterisks indicate invasive and native species ES 95% CIs do not overlap and are of different sign (i.e., opposite direction of change). Numbers denote number of observations included.

invasion, and indicated a strong decline in native richness under invasion.

Our assessment of how native plant communities perform under invasion across vegetation types and biomes is limited by the number of observations (Figure 3); thus, we are cautious not to overinterpret our results. Only Mediterranean and temperate communities were well represented, although not for all mechanisms of vulnerability (Figure 3A). In boreal and temperate areas, native plants seem to fare well under invasions, with natives outperforming invasive plants in temperate areas when disturbance was the mechanism driving the invasion. Still, invasive plants showed higher performance under all other drivers. Tropical and Mediterranean native vegetation tended to experience a considerable drop in performance under high levels of invasive plants (Figure 3A). When looking across vegetation types represented in the data, differences between the native and invasive communities

became more significant (Figure 3B). Most of the data came from forests and grasslands, which drove the trends discussed above: native species performance was positive under invasion except when lack of biotic resistance or propagule availability were the drivers of vulnerability (Figure 3B). The only vegetation type diverging from the overall trend was wetlands. Disturbance had a strong detrimental effect on wetland natives, while the effect was positive on natives in all other vegetation types (Figure 3B). Wetland habitats are highly susceptible to invasion (Sobrinho et al. 2002), they act as “landscape sinks” of residuals, that is, areas where loose soil and plant material from other systems accumulate, and under disturbance, alterations in their hydrology and nutrient levels create conditions for invasive plants to succeed (Zedler and Kercher 2004). Surprisingly, in this vegetation type, invasions attributed to lack of biotic resistance were not associated with lower native performance, as was the case in all other vegetation types

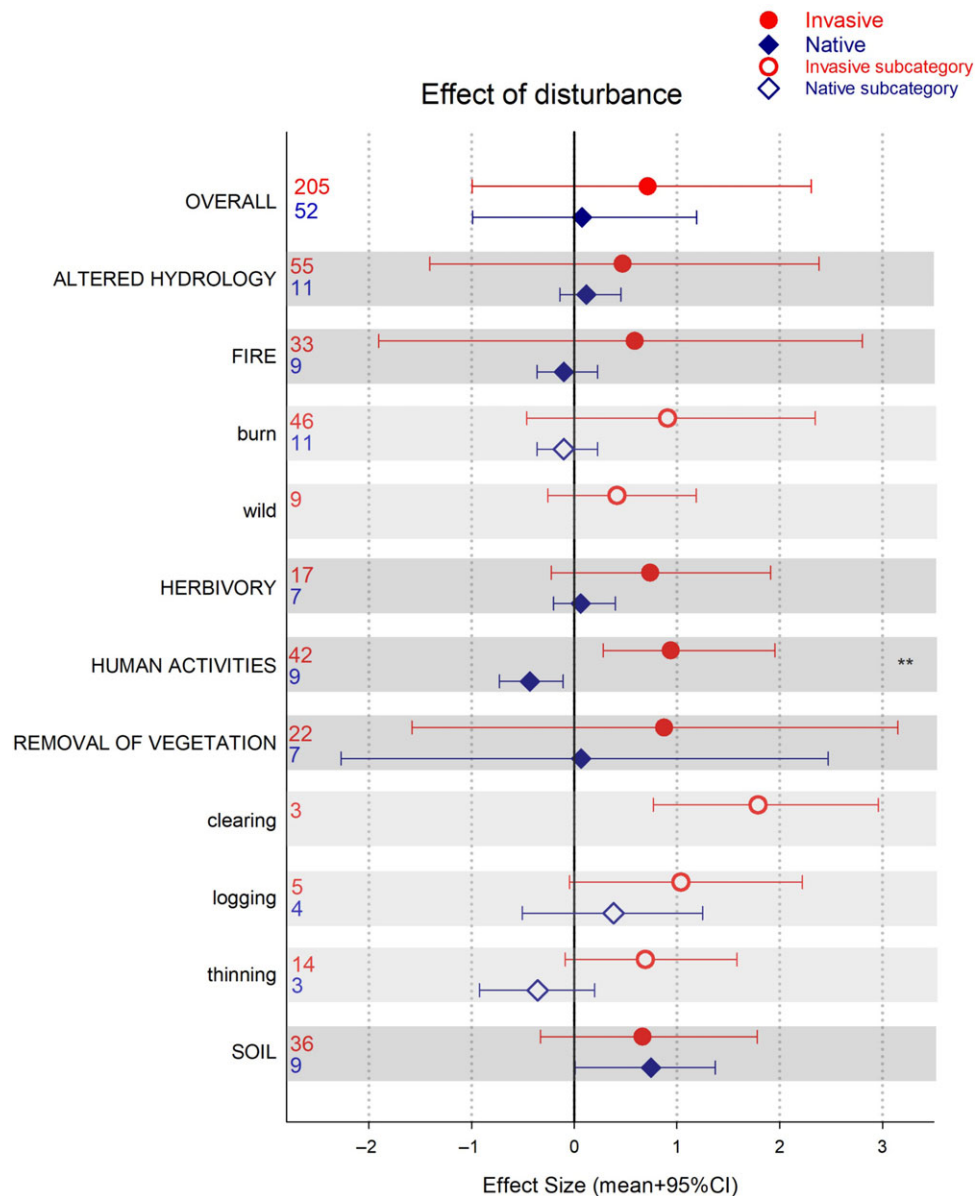


Figure 4. Effect of disturbance in invasive and native plant performance/community assessment for each disturbance type (darker bars) and subcategories (lighter bars). Credible intervals (CI) that do not overlap with zero are considered statistically significant. Asterisks indicate invasive and native species ES 95% CIs do not overlap and are of different sign (i.e., opposite direction of change). Numbers denote number of observations included.

(Figure 3B). Because most of these observations, 9 out of 12, were related to species richness, information on other native performance metrics might result in a different outcome.

Disturbance and Vulnerability to Plant Invasion

Disturbances—natural, anthropogenic, or as result of management—are common among plant communities and in many cases provide optimal conditions for invasive species establishment and spread (Jauni et al. 2015; Lembrechts et al. 2016). Resource fluctuations usually follow disturbances (Jentsch and White 2019); then, species better adapted to rapidly use those resources, like many invasive plants, are likely to outcompete later arrivals (Dickson et al 2012; Radford 2013). As a result, native community capacity to respond to a disturbance will largely determine its vulnerability to invasion.

In this analysis, we found mostly neutral to positive responses of native plants to disturbance. Natives were only outperformed by invasive species when disturbance was caused by human activities (e.g., pollution, edge effect, trampling, hiking; Figure 1). However, our meta-analysis included observations wherein the lack of disturbance was associated with higher dominance of invasives (16% of the records). Thus, to better assess the role of disturbance in invasion, we specifically compared plant performance of native and invasive plants in communities that had experience a disturbance event (Figure 4). Overall, plant performance after disturbance was quite variable and tended to be positive for both invasive and native plants (Figure 4). Our assessment of the effect of disturbance on plant species performance was based only on the publications selected specifically to address questions of vulnerability and resistance to invasion. Our search terms were not targeted to select all papers that report disturbances, or their lack, during invasions. Thus, our results and discussion are limited to this search.

In the case of fire, we only had observations for native plants for human-initiated burns (e.g., prescribed burns), none from wildfire. Here, native species tended to have a negative response to burning, although this was not statistically significant. We found a similar trend when the disturbance was removal of vegetation via thinning. Both burning and removal of vegetation (by using herbicides, cutting, hand pulling) are the most common invasive plant removal management practices (Kettenring and Reinhart Adams 2011). However, as our results show, these practices could have unintended consequences for the native community. Extensive use of herbicides to reduce invasive plants, for example, can negatively affect native plants as well (Flory and Clay 2009; Rinella et al. 2009). Removal without further management may result in profound changes to the ecosystem that the native community is not adapted to handle (Zavaleta et al. 2001). Furthermore, because removal of vegetation is a disturbance on its own, this practice may only be effective in reducing invasions if natives are not affected and the availability of invader propagules is low (Firn et al. 2008). Only disturbances that promote native plants will be associated with resistance to invasion (Chance et al. 2019).

Recommendations

Risk assessments of plant invasions rarely account for native plant performance (Daehler 2003; Maron and Vilà 2001); but this information could provide additional insights for management aimed at decreasing vulnerability, or increasing resistance, to plant invasions. Informed by results from our analyses, we have developed four key recommendations that could be followed to minimize vulnerability to plant invasions:

1. Assess and implement management that reduces propagule availability of invasives and/or promotes priority effects of natives. If invasive propagule availability is high, avoid any disturbance or management operation that promotes plant establishment (e.g., removal of vegetation if most available seeds and resprouts are invasive). If removal takes place, ensure competitive native propagules are available or carry out native reseedling with a diversity of functional groups (e.g., fast- and slow-growing native plants) (Byun et al. 2013; Leffler et al. 2014). A diversity of functional groups will help stabilize the community and provide long-lasting resistance to invasion (Byun et al. 2018; Coutinho et al. 2019).
2. Because fluctuation of resources, particularly increases in resources, benefit invasive plants more than natives, avoid management practices (or mitigate conditions) that increase plant resources (mainly light and nutrients). For example, avoid opening or clearing the canopy to maintain a relatively low light level, and assess nutrient sources, mostly nitrogen, from any nearby sources (e.g., fertilizers, animal operations, industrial activities).
3. Carry out a careful assessment of potential effects on both the invasive and native plant communities when planning to implement any type of management practice that might disturb the system (Rinella et al. 2009). Consider decoupling management from environmental conditions (such as resource availability) that might facilitate reinvasion (Gabler and Siemann 2013). Removal and reduction of disturbance, in particular anthropogenic disturbances, including management-caused disturbances, might be the best strategy to reduce/prevent invasion in cases with high invasive propagule pressure or lack of native plants capable of responding to resource availability. For

example, a floral inventory of the native community may help to determine the diversity and availability of functional groups that can rapidly establish after the removal of invasive species.

4. In post-management monitoring, consider assessing native community recovery rates and compare them with those of invasive plants. Identifying poor native recovery early on, before invasive plants dominate, will be critical for considering follow-up interventions.

Acknowledgments. Funding for this project was provided by the School for Environment and Sustainability at the University of Michigan. No conflicts of interest have been declared.

Supplementary material. To view supplementary material for this article, please visit <https://doi.org/10.1017/inp.2021.15>

References

- Agrawal AA, Kotanen PM (2003) Herbivores and the success of exotic plants: a phylogenetically controlled experiment. *Ecol Lett* 6:712–715
- Aguiar FC, Ferreira MT, Albuquerque A (2006) Patterns of exotic and native plant species richness and cover along a semi-arid Iberian river and across its floodplain. *Plant Ecol* 184:189–202
- Allred BW, Fuhlendorf SD, Monaco TA, Will RE (2010) Morphological and physiological traits in the success of the invasive plant *Lespedeza cuneata*. *Biol Invasions* 12:739–749
- Batson S, Burton H (2016) A systematic review of methods for handling missing variance data in meta-analysis of interventions in type 2 diabetes mellitus. *PLoS ONE* 11:e0164827
- Beaury EM, Finn JT, Corbin JD, Barr V, Bradley BA (2020) Biotic resistance to invasion is ubiquitous across ecosystems of the United States. *Ecol Lett* 23:476–482
- Beckstead J, Parker IM (2003) Invasiveness of *Amophila arenaria*: release from soil-borne pathogens? *Ecology* 84:2824–2831
- Blossey B, Notzold R (1995) Evolution of increased competitive ability in invasive nonindigenous plants: a hypothesis. *J Ecol* 83:887–889
- Blumenthal D, Mitchell CE, Pyšek P, Jarošík V (2009) Synergy between pathogen release and resource availability in plant invasion. *Proc Natl Acad Sci USA* 106:7899
- Blumenthal DM (2006) Interactions between resource availability and enemy release in plant invasion. *Ecol Lett* 9:887–895
- Burns JH, Halpern SL, Winn AA (2007) A test for a cost of opportunism in invasive species in the Commelinaceae. *Biol Invasions* 9:213–225
- Byun C, de Blois S, Brisson J (2013) Plant functional group identity and diversity determine biotic resistance to invasion by an exotic grass. *J Ecol* 101:128–139
- Byun C, de Blois S, Brisson J (2018) Management of invasive plants through ecological resistance. *Biol Invasions* 20:13–27
- Carboni M, Calderon-Sanou I, Pollock L, Violle C, DivGrass C, Thuiller W (2018) Functional traits modulate the response of alien plants along abiotic and biotic gradients. *Glob Ecol Biogeogr* 27:1173–1185
- Catford JA, Vesk PA, White MD, Wintle BA (2011) Hotspots of plant invasion predicted by propagule pressure and ecosystem characteristics. *Divers Distrib* 17:1099–1110
- Chance DP, McCollum JR, Street GM, Strickland BK, Lashley MA (2019) Native species abundance buffers non-native plant invasibility following intermediate forest management disturbances. *For Sci* 65:336–343
- Colautti RI, Ricciardi A, Grigorovich IA, MacIsaac HJ (2004) Is invasion success explained by the enemy release hypothesis? *Ecol Lett* 7:721–733
- Connell JH (1978) Diversity in tropical rain forests and coral reefs—high diversity of trees and corals is maintained only in a non-equilibrium state. *Science* 199:1302–1310
- Copeland SM, Munson SM, Bradford JB, Butterfield BJ (2019) Influence of climate, post-treatment weather extremes, and soil factors on vegetation recovery after restoration treatments in the southwestern US. *Appl Veg Sci* 22:85–95

- Corbin JD, D'Antonio CM (2012) Gone but not forgotten? Invasive plants' legacies on community and ecosystem properties. *Invasive Plant Sci Manag* 5:117–124
- Coutinho AG, Alves M, Sampaio AB, Schmidt IB, Vieira DLM (2019) Effects of initial functional-group composition on assembly trajectory in savanna restoration. *Appl Veg Sci* 22:61–70
- Daehler CC (2003) Performance comparisons of co-occurring native and alien invasive plants: implications for conservation and restoration. *Annu Rev Ecol Syst* 34:183–211
- D'Antonio CM, Vitousek PM (1992) Biological invasions by exotic grasses, the grass/fire cycle, and global change. *Annu Rev Ecol Syst* 23:63–87
- Davis MA, Grime JP, Thompson K (2000) Fluctuating resources in plant communities: a general theory of invasibility. *J Ecol* 88:528–536
- Davis MA, Pelsor M (2001) Experimental support for a resource-based mechanistic model of invasibility. *Ecol Lett* 4:696–704
- Dawson W, Rohr RP, van Kleunen M, Fischer M (2012) Alien plant species with a wider global distribution are better able to capitalize on increased resource availability. *New Phytol* 194:859–867
- Deschenes E, Caubel E, Sirois L (2019) Parental plant elevation does not affect nonnative *Poa annua*'s seed germination and propagation potential. *Nat Areas J* 39:333–338
- Dickson TL, Hopwood JL, Wilsey BJ (2012) Do priority effects benefit invasive plants more than native plants? An experiment with six grassland species. *Biol Invasions* 14:2617–2624
- Dyderski MK, Jagodziński AM (2020) Impact of invasive tree species on natural regeneration species composition, diversity, and density. *Forests* 11:456
- Edwards KM, Schlesinger C, Ooi MKJ, French K, Gooden B (2019) Invasive grass affects seed viability of native perennial shrubs in arid woodlands. *Biol Invasions* 21:1763–1774
- Esch EH, Ashbacher AC, Kopp CW, Cleland EE (2018) Competition reverses the response of shrub seedling mortality and growth along a soil moisture gradient. *J Ecol* 106:2096–2108
- Firn J, Rout T, Possingham H, Buckley YM (2008) Managing beyond the invader: manipulating disturbance of natives simplifies control efforts. *J Appl Ecol* 45:1143–1151
- Flory SL, Clay K (2009) Invasive plant removal method determines native plant community responses. *J Appl Ecol* 46:434–442
- Funk JL, Vitousek PM (2007) Resource-use efficiency and plant invasion in low-resource systems. *Nature* 446:1079
- Gabler CA, Siemann E (2013) Timing of favorable conditions, competition and fertility interact to govern recruitment of invasive Chinese tallow tree in stressful environments. *PLoS ONE* 8:e71446
- García-Serrano H, Sans FX, Escarre J (2007) Interspecific competition between alien and native congeneric species. *Acta Oecol* 31:69
- Grove S, Haubensak KA, Gehring C, Parker IM (2017) Mycorrhizae, invasions, and the temporal dynamics of mutualism disruption. *J Ecol* 105:1496–1508
- Gurevitch J, Hedges LV (2001) Meta-analysis—combining the results of independent experiments. Pages 347–369 in Scheiner SM, Gurevitch J, eds. *Design and Analysis of Ecological Experiments*. Oxford: Oxford University Press
- Harper JL (1977) *Population Biology of Plants*. London: Academic Press.
- Heberling JM, Fridley JD (2013) Resource-use strategies of native and invasive plants in Eastern North American forests. *New Phytol* 200:523–533
- Hobbs RJ, Atkins L (1988) Effect of disturbance and nutrient addition on native and introduced annuals in plant communities in the Western Australian wheatbelt. *Australian J Ecol* 13:171–179
- Hobbs RJ, Huenneke LF (1992) Disturbance, diversity, and invasion: implications for conservation. *Conserv Biology* 6:324–337
- Huebner CD, Regula AE, McGill DW (2018) Germination, survival, and early growth of three invasive plants in response to five forest management regimes common to US northeastern deciduous forests. *For Ecol Manag* 425:100–118
- Iannone BV III, Galatowitsch SM (2008) Altering light and soil N to limit *Phalaris arundinacea* reinvasion in sedge meadow restorations. *Restor Ecol* 16:689–701
- Ibáñez I, Acharya K, Juno E, Karounos C, Lee BR, McCollum C, Schaffer-Morrison S, Tourville J (2019) Forest resilience under global environmental change: do we have the information we need? A systematic review. *PLoS ONE* 14:e0222207
- Ibáñez I, Silander JA, Allen JM, Treanor SA, Wilson A (2009) Identifying hot-spots for plant invasions and forecasting focal points of further spread. *J Appl Ecol* 46:1219–1228
- Jauni M, Gripenberg S, Ramula S (2015) Non-native plant species benefit from disturbance: a meta-analysis. *Oikos* 124:122–129
- Jentsch A, White P (2019) A theory of pulse dynamics and disturbance in ecology. *Ecology* 100:e02734
- Keane RM, Crawley MJ (2002) Exotic plant invasions and the enemy release hypothesis. *Trends Ecol Evol* 17:164–170
- Kettenring KM, Reinhardt Adams C (2011) Lessons learned from invasive plant control experiments: a systematic review and meta-analysis. *J Appl Ecol* 48:970–979
- Knight KS, Oleksyn J, Jagodzinski AM, Reich PB, Kasproicz M (2008) Overstorey tree species regulate colonization by native and exotic plants: a source of positive relationships between understorey diversity and invasibility. *Divers Distrib* 14:666–675
- Kuebbing S, Rodriguez-Cabal MA, Fowler D, Breza L, Schweitzer JA, Bailey JK (2013) Resource availability and plant diversity explain patterns of invasion of an exotic grass. *J Plant Ecol* 6:141–149
- Laungani R, Knops JMH (2009) Species-driven changes in nitrogen cycling can provide a mechanism for plant invasions. *Proc Natl Acad Sci USA* 106:12400–12405
- Leffler AJ, Leonard ED, James JJ, Monaco TA (2014) Invasion is contingent on species assemblage and invasive species identity in experimental rehabilitation plots. *Rangeland Ecol Manag* 67:657–666
- Lembrechts JJ, Pauchard A, Lenoir J, Nuñez MA, Geron C, Ven A, Bravo-Monasterio P, Teneb E, Nijs I, Milbau A (2016) Disturbance is the key to plant invasions in cold environments. *Proc Natl Acad Sci USA* 113:14061
- Levine JM, Vilà M, Antonio CMD, Dukes JS, Grigulis K, Lavorel S (2003) Mechanisms underlying the impacts of exotic plant invasions. *Proc R Soc B* 270:775–781
- Linders TEW, Schaffner U, Eschen R, Abebe A, Choge SK, Nigatu L, Mbaabu PR, Shiferaw H, Allan E (2019) Direct and indirect effects of invasive species: biodiversity loss is a major mechanism by which an invasive tree affects ecosystem functioning. *J Ecol* 107:2660–2672
- Lockwood JL, Hoopes MF, Marchetti MP (2007) *Disturbance. Invasion Ecology*. Oxford, UK: Blackwell. Pp 76–106
- Long JD, Trussell GC, Elliman T (2009) Linking invasions and biogeography: isolation differentially affects exotic and native plant diversity. *Ecology* 90:863–868
- Mack MC, D'Antonio CM (1998) Impacts of biological invasions on disturbance regimes. *Trends Ecol Evol* 13:195–198
- Maron JL, Vilà M (2001) When do herbivores affect plant invasion? Evidence for the natural enemies and biotic resistance hypotheses. *Oikos* 95:361–373
- Metlen KL, Aschehoug ET, Callaway RM (2012) Competitive outcomes between two exotic invaders are modified by direct and indirect effects of a native conifer. *Oikos* 122:632–640
- Mitchell CE, Power AG (2003) Release of invasive plants from fungal and viral pathogens. *Nature* 421:625–627
- Musil CF, Arnolds JL, van Heerden PDR, Kgope BS (2009) Mechanisms of photosynthetic and growth inhibition of a southern African geophyte *Tritonia crocata* (L.) Ker. Gawl. by an invasive European annual grass *Lolium multiflorum* Lam. *Environ Exp Bot* 66:38–45
- Pearson DE, Ortega YK, Runyon JB, Butler JL (2016) Secondary invasion: the bane of weed management. *Biol Conserv* 197:8–17
- Peng S, Kinlock NL, Gurevitch J, Peng S (2019) Correlation of native and exotic species richness: a global meta-analysis finds no invasion paradox across scales. *Ecology* 100:e02552
- Powell KI, Chase JM, Knight TM (2013) Invasive plants have scale-dependent effects on diversity by altering species-area relationships. *Science* 339:316–318
- Price JN, Pärtel M (2013) Can limiting similarity increase invasion resistance? A meta-analysis of experimental studies. *Oikos* 122:649–656
- Prior KM, Adams DC, Klepzig KD, Hulcr J (2018) When does invasive species removal lead to ecological recovery? Implications for management success. *Biol Invasions* 20:267–283
- Prior KM, Robinson JM, Meadley Dunphy SA, Frederickson ME (2015) Mutualism between co-introduced species facilitates invasion and alters plant community structure. *Proc R Soc B* 282:20142846

- Radford IJ (2013) Fluctuating resources, disturbance and plant strategies: diverse mechanisms underlying plant invasions. *J Arid Land* 5:284–297
- Reinhardt Adams C, Galatowitsch SM (2008) The transition from invasive species control to native species promotion and its dependence on seed density thresholds. *Appl Veg Sci* 11:131–138
- Richardson DM, Pyšek P (2006) Plant invasions: merging the concepts of species invasiveness and community invisibility. *Progr Phys Geogr* 30:409–431
- Rinella MJ, Maxwell BD, Fay PK, Weaver T, Sheley RL (2009) Control effort exacerbates invasive-species problem. *Ecol Appl* 19:155–162
- Schuster MJ, Wragg PD, Reich PB (2018) Using revegetation to suppress invasive plants in grasslands and forests. *J Appl Ecol* 55:2362–2373
- Schuster MJ, Wragg PD, Williams LJ, Butler EE, Stefanski A, Reich PB (2020) Phenology matters: extended spring and autumn canopy cover increases biotic resistance of forests to invasion by common buckthorn (*Rhamnus cathartica*). *For Ecol Manag* 464:118067
- Seabloom EW, Harpole WS, Reichman OJ, Tilman D (2003) Invasion, competitive dominance, and resource use by exotic and native California grassland species. *Proc Natl Acad Sci USA* 100:13384
- Simberloff D (2009) The role of propagule pressure in biological invasions. *Annu Rev Ecol Evol Syst* 40:81–102
- Smith RG, Maxwell BD, Menalled FD, Rew LJ (2006) Lessons from agriculture may improve the management of invasive plants in wildland systems. *Front Ecol Environ* 4:428–434
- Sobrino E, Sanz-Elorza M, Dana ED, González-Moreno A (2002) Invasibility of a coastal strip in NE Spain by alien plants. *J Veg Sci* 13:585–594
- Stachowicz JJ, Whitlatch RB, Osman RW (1999) Species diversity and invasion resistance in a marine ecosystem. *Science* 286:1577
- Stohlgren TJ, Barnett DT, Kartesz JT (2003) The rich get richer: patterns of plant invasions in the United States. *Front Ecol Environ* 1:11–14
- Stohlgren TJ, Binkley D, Chong GW, Kalkhan MA, Schell LD, Bull KA, Otsuki Y, Newman G, Bashkin M, Son Y (1999) exotic plant species invade hot spots of native plant diversity. *Ecol Monogr* 69:25–46
- Stuble KL, Souza L (2016) Priority effects: natives, but not exotics, pay to arrive late. *J Ecol* 104:987–993
- Thomas A, O'Hara R, Ligges U, Sturts S (2006) Making BUGS Open. *R News* 6:12–17
- Uricchio LH, Daws SC, Spear ER, Mordecai EA (2019) Priority effects and non-hierarchical competition shape species composition in a complex grassland community. *Am Nat* 193:213–226
- van Kleunen M, Weber E, Fischer M (2010) A meta-analysis of trait differences between invasive and non-invasive plant species. *Ecol Lett* 13:235–245
- Vilà M, Ibáñez I (2011) Plant invasions in the landscape. *Landscape Ecol* 26:461–472
- Vilà M, Weiner J (2004) Are invasive plant species better competitors than native plant species?—Evidence from pair-wise experiments. *Oikos* 105:229–238
- von Holle B, Simberloff D (2005) Ecological resistance to biological invasion overwhelmed by propagule pressure. *Ecology* 86:3212–3218
- Waller LP, Allen WJ, Barratt BIP, Condrón LM, França FM, Hunt JE, Koele N, Orwin KH, Steel GS, Tylianakis JM, Wakelin SA, Dickie IA (2020) Biotic interactions drive ecosystem responses to exotic plant invaders. *Science* 368:967
- Williamson M, Fitter A (1996) The varying success of invaders. *Ecology* 77:1661–1666
- Zedler JB, Kercher S (2004) Causes and consequences of invasive plants in wetlands: opportunities, opportunists, and outcomes. *Crit Rev Plant Sci* 23:431–452