



## **Stationary soil steaming to combat invasive plant species for soil relocation**

Authors: Bitarafan, Zahra, Kaczmarek-Derda, Wiktoria, Brandsæter, Lars Olav, and Fløistad, Inger Sundheim

Source: Invasive Plant Science and Management, 14(3) : 164-171

Published By: Weed Science Society of America

URL: <https://doi.org/10.1017/inp.2021.25>

---

BioOne Complete ([complete.BioOne.org](https://complete.BioOne.org)) is a full-text database of 200 subscribed and open-access titles in the biological, ecological, and environmental sciences published by nonprofit societies, associations, museums, institutions, and presses.

Your use of this PDF, the BioOne Complete website, and all posted and associated content indicates your acceptance of BioOne's Terms of Use, available at [www.bioone.org/terms-of-use](https://www.bioone.org/terms-of-use).

Usage of BioOne Complete content is strictly limited to personal, educational, and non - commercial use. Commercial inquiries or rights and permissions requests should be directed to the individual publisher as copyright holder.

---

BioOne sees sustainable scholarly publishing as an inherently collaborative enterprise connecting authors, nonprofit publishers, academic institutions, research libraries, and research funders in the common goal of maximizing access to critical research.

## Research Article

**Cite this article:** Bitarafan Z, Kaczmarek-Derda W, Brandsæter LO, and Fløistad IS (2021) Stationary soil steaming to combat invasive plant species for soil relocation. *Invasive Plant Sci. Manag* **14**: 164–171. doi: [10.1017/inp.2021.25](https://doi.org/10.1017/inp.2021.25)

Received: 12 June 2021  
Revised: 19 August 2021  
Accepted: 28 August 2021  
First published online: 2 September 2021

### Associate Editor:

Edith Allen, University of California, Riverside





### Keywords:

Invasive species; resource management; thermal soil disinfection; weed management

### Author for correspondence:

Zahra Bitarafan, Division of Biotechnology and Plant Health, Norwegian Institute of Bioeconomy Research, Høgskoleveien 7, 1433 Ås, Norway. (Email: [zahra.bitarafan@nibio.no](mailto:zahra.bitarafan@nibio.no))

# Stationary soil steaming to combat invasive plant species for soil relocation

Zahra Bitarafan<sup>1</sup> , Wiktoria Kaczmarek-Derda<sup>2</sup> , Lars Olav Brandsæter<sup>3</sup>  and Inger Sundheim Fløistad<sup>4</sup> 

<sup>1</sup>Postdoc, Division of Biotechnology and Plant Health, Norwegian Institute of Bioeconomy Research, Ås, Norway;

<sup>2</sup>Researcher, Division of Biotechnology and Plant Health, Norwegian Institute of Bioeconomy Research, Ås, Norway;

<sup>3</sup>Professor, Department of Plant Sciences, Faculty of Biosciences, Norwegian University of Life Sciences, Ås, Norway;

Division of Biotechnology and Plant Health, Norwegian Institute of Bioeconomy Research, Ås, Norway and

<sup>4</sup>Researcher, Division of Forestry and Forest Resources, Norwegian Institute of Bioeconomy Research, Ås, Norway

## Abstract

Eradication of alien invasive species in the soil with steam as an alternative to chemical fumigation may allow contaminated soil to be reused. We have investigated steam disinfection of soil to combat invasive plant species in three experiments including different temperatures and exposure durations using a prototype stationary soil-steaming device. The experiments included effects on seed germination of bigleaf lupine (*Lupinus polyphyllus* Lindl.), ornamental jewelweed (*Impatiens glandulifera* Royle), and wild oat (*Avena fatua* L.; one population from Poland and one from Norway), as well as effects on sprouting rhizome fragments of Canada goldenrod (*Solidago canadensis* L.) and Bohemian knotweed (*Reynoutria x bohemica* Chrtek & Chrtková). In Experiment 1, we tested four different soil temperatures of 64, 75, 79, and 98 °C with an exposure duration of 90 s. In Experiments 2 and 3, we tested exposure durations of 30, 90, and 180 s and 90, 180, and 540 s, respectively, at 98 °C. Seed pretreatment of 14 d cooling for *L. polyphyllus* and *I. glandulifera*, no seed pretreatment and 12-h moistening for *A. fatua* populations, and 5- and 10-cm cutting size for *R. x bohemica* were applied. Our results showed germination/sprouting was inhibited at 75 °C for *I. glandulifera* (for 90 s) and 98 °C for the other species; however, longer exposure duration was needed for *L. polyphyllus*. While 30 s at 98 °C was enough to kill *A. fatua* seeds and *S. canadensis* and *R. x bohemica* rhizome fragments, 180-s exposure duration was needed to kill *L. polyphyllus* seeds. The results showed promising control levels of invasive plant propagules in contaminated soil by steaming, supporting the steam treatment method as a potential way of disinfecting soil to prevent dispersal of invasive species.

## Introduction

Invasive species may modify soils they are occupying in ways that increase their own fitness relative to native species. Positive feedback happens if increased invasive fitness furthers the degree or extent of soil modification, which in turn further favors these invasives over natives (Jordan et al. 2007). Noxious weeds develop characteristics such as rapid growth rates, high seed production, and extended growing periods, all of which provide them with an advantage over native plants in occupying the soil (Sheley et al. 1996). Long-distance dispersal of plant propagules determines large-scale phenomena of greatest conservation concern, such as the spread of invasive plants (Trakhtenbrot et al. 2005). The most effective method for managing noxious weeds is to prevent their invasion using a combination of methods aimed at limiting encroachment (Sheley et al. 1996). Limiting weed seed dispersal, containing neighboring weed infestations, minimizing soil disturbances, detecting and eradicating weed introductions early, and establishing competitive grasses following proper grass management have been proposed by Sheley et al. (1996) to prevent noxious weeds from spreading. Over the last centuries, significant human-mediated long-distance dispersal of plants is evident in the large number of plant species that have naturalized in regions outside their native ranges (Hodkinson and Thompson 1997; Mack and Lonsdale 2001). Importing soil or moving soil within a country, for example, soil that must be transported in connection with construction and building of railways and roads, can spread numerous diseases and pests, including invasive plant propagative materials. Therefore, the process of moving soil should be done only when the soil has been inspected and verified to be free of serious diseases and pests.

Recently, increasing attention has been paid to soil steaming as a soil disinfection method, particularly because the use of methyl bromide has been prohibited (Samtani et al. 2011) and because soil steaming has been proven to be a promising tactic for soil disinfection, including the control of agricultural weed seeds (Melander and Jørgensen 2005; Nishimura et al. 2015; Peruzzi et al. 2012; Raffaelli et al. 2016; Van Loenen et al. 2003). Various soil-steaming methods such as sheet steaming and steaming using fixed tube pipes have been developed and used for supplying

© Norwegian Institute of Bioeconomy Research, 2021. Published by Cambridge University Press on behalf of Weed Science Society of America. This is an Open Access article, distributed under the terms of the Creative Commons Attribution licence (<https://creativecommons.org/licenses/by/4.0/>), which permits unrestricted re-use, distribution, and reproduction in any medium, provided the original work is properly cited.



### Management Implications

Seeds and fragments of invasive plant species can be introduced to new continents, countries, and regions of a country as contaminants in soil. Importing soil or moving soil among sites within a country can occur for construction and building purposes. Therefore, moving soil should be done under specific conditions, with the soil inspected to verify it is free of invasive species. Stationary soil steaming as a nonchemical control method has the potential to disinfect soil contaminated with invasive plant propagules. Steam has a high energy density and a high heat-transfer capability. Wet steam immediately increases the surface temperature of plant material with a destructive effect. The outcome varies depending on temperature and duration of exposure. Higher temperatures are more efficient but may also have side effects, including change of soil physical and chemical characteristics, which should be considered, depending on the intended soil use. We found that invasive plant propagative materials were controlled by soil steaming and that steam is a potential method for avoiding dispersal of invasive species. However, steaming measures can be adapted based on target species. The method is safe and does not pose environmental effects caused by chemical soil disinfection methods. It has a rapid effect and no residual impacts; therefore, soil can be used as soon as it has cooled to the ambient temperature.

steam in open fields and horticultural greenhouse settings (Gay et al. 2010; Raffaelli et al. 2016). A steam treatment breaks the natural thermal equilibrium of soil, forcing a multiphase high-temperature flow through its pores and quickly enhancing soil temperature (Gay et al. 2010). The thermal behavior of the soil depends on the specific heat transport mechanisms that are involved or forced by machines and tools used for disinfestation and on the condition, physical structure, and moisture content of the soil (Gay et al. 2010). Soil steaming is usually more expensive than other nonchemical methods, but cheaper than chemical soil fumigation (Peruzzi et al. 2002, 2008). It has a rapid effect and no residual effects (Materazzi et al. 1987; Peruzzi et al. 2012); therefore, the soil can be used as soon as it has cooled to the ambient temperature (Luvisi et al. 2006).

The Norwegian Nature Diversity Act, which was enacted on July 1, 2009 (Norwegian Ministry of Climate and Environment 2009), focuses on relocated soils as an important source for spread of invasive alien plant species. Enterprises responsible for projects that include relocation of soil are also responsible for alien species that are spread by their relocation activity. As an example, an important part of the regulation on wild oat (*Avena fatua* L.) is to prohibit spread by moving soil from one location to another (Norwegian Ministry of Agriculture and Food 2015).

Excavated construction and contaminated soils are often disposed of at landfills, and the recycling rate for high-quality purposes is low. The need for increased resource efficiency and decreased climate impacts is crucial for global sustainable development. Soil reuse can reduce the environmental burden associated with obtaining new soil and decrease CO<sub>2</sub> emissions by transportation to disposal sites (Magnusson et al. 2015). In this study, we discuss the first results of an experiment set up to test a soil-steaming method using a prototype device to disinfect soil masses infested with propagative plant materials of invasive plant species

as a potential method for on-site soil disinfection. Because soil steaming has previously been shown to be effective against weeds in greenhouse and field conditions, we hypothesized that stationary soil steaming will sufficiently kill invasive plant propagules and thereby allow reuse of soil that would otherwise be disposed of due to contamination. We aimed to find the appropriate soil temperature and exposure duration to kill invasive plant propagules in contaminated soils by using the prototype device.

### Materials and Methods

To target propagative plant materials of selected invasive plant species [bigleaf lupine (*Lupinus polyphyllus* Lindl.); ornamental jewelweed (*Impatiens glandulifera* Royle); *A. fatua*, one population from Poland, and one from Norway; Canada goldenrod (*Solidago canadensis* L.); and Bohemian knotweed (*Reynoutria x bohemica* Chrtek & Chrtková)] incorporated in soil masses using steam, three pot experiments were conducted at the Norwegian Institute of Bioeconomy Research station, Ås, Norway.

### Plant Material Collection and Preparation

Mature seeds of *A. fatua* were collected from Ås (59.663°N, 10.790°E) and mature seeds of *L. polyphyllus* and *I. glandulifera* were collected from Kolbotn (59.811°N, 10.797°E) in September and October 2019. Seeds were collected from a large number of individual plants. The pooled seeds were stored under dry conditions at room temperature in paper bags for 6 to 9 wk and then transferred into small glass containers with lids until they were used in the experiments. To break dormancy, *L. polyphyllus* and *I. glandulifera* seeds were chilled at 4°C for 4 wk. *Avena fatua* seeds were tested both without pretreatment and moistened for 12 h before steaming to test the effect of steam on seeds with higher moisture content. Rhizome fragments of *S. canadensis* and *R. x bohemica* were collected the day before the experiments in July 2020 from Ås. The tests of *R. x bohemica* included two rhizome lengths, 5 and 10 cm.

### Experimental Treatments and Data Collection

Three experiments were carried out. In the first experiment, we tested four different soil temperatures with an exposure duration of 90 s. In the second and third experiments, we tested different exposure durations at 99°C.

In Experiment 1, for which the aim was to find the minimum temperature effective against propagative plant materials of selected invasive plant species, we used four target soil temperatures of 60, 70, 80, and 99°C with an exposure duration of 90 s. Experiment 2 included three target exposure durations of 30, 90, and 180 s at 99°C. For all treatments, four replicates of 50 seeds of each species/each population of a species were placed in PP-fleece bags (9 by 7 cm) and received the proper pretreatment. Bags including seeds and rhizome fragments were covered by the soil at a depth of 7 cm in 60 by 40 by 20 cm plastic containers with holes (baskets to allow steam to pass freely). Soil was obtained from a local soil retailer. Soil type was loamy (10% to 25% clay, 25% to 50% silt, <3% organic matter) with a moisture content of 39.6%. Soils inside the baskets were steamed. The bags including steamed seeds as well as rhizome fragments were taken out from the baskets immediately after the steaming treatment and stored outdoors in shade at ambient air temperature until being transported to the greenhouse. Each opened bag and rhizome fragment was placed

on the soil surface in a 12-cm-diameter pot (1 L) and covered by a thin layer of soil. Potting soil (80 vol% sphagnum peat, 10 vol% composted bark, 10 vol% sand) limed and fertilized with NPK (950:40:220 mg L<sup>-1</sup>) with a pH of 5.5 to 6.5 (Tjerbo torvfabrikk AS, Rakkestad, Norway) was used. The pots were placed in a greenhouse (21/16 C and 14/10 h for day/night; relative humidity: 68%) in a completely randomized design and watered from the bottom with tap water when needed throughout the experimental period. Potential seed germination and rhizome sprouting were followed for 28 d. For *L. polyphyllus* only, seed germination was followed for 35 d. Numbers of germinated seeds were counted every 7 d. Non-steamed seeds and rhizome fragments were used as controls. A total of 144 treated pots ([3 species (*L. polyphyllus*, *I. glandulifera*, *S. canadensis*) + 1 species (*A. fatua*) \* 2 populations \* 2 pretreatments + 1 species (*R. x bohemica*) \* 2 rhizome lengths] \* 4 temperatures \* 4 replications) in Experiment 1 and 108 treated pots ([3 species (*L. polyphyllus*, *I. glandulifera*, *S. canadensis*) + 1 species (*A. fatua*) \* 2 populations \* 2 pretreatments + 1 species (*R. x bohemica*) \* 2 rhizome lengths] \* 3 exposure durations \* 4 replications) in Experiment 2 as well as 36 control pots ([3 species (*L. polyphyllus*, *I. glandulifera*, *S. canadensis*) + 1 species (*A. fatua*) \* 2 populations \* 2 pretreatments + 1 species (*R. x bohemica*) \* 2 rhizome lengths] \* 4 replications) were evaluated.

In Experiment 3, we tested the effect of different steaming durations of 90, 180, and 540 s at 99 C on propagative plant material germination/sprouting. For *L. polyphyllus*, *I. glandulifera*, and *A. fatua*, 30 seeds for each replicate were placed in a bag and received the proper pretreatment. *Lupinus polyphyllus* and *I. glandulifera* seeds were chilled for 2 wk, but *A. fatua* was only tested with 12-h moistening pretreatment in this experiment. Bags including seeds and rhizome fragments were exposed to steam similarly to Experiments 1 and 2. Steamed propagative plant materials were placed on the soil surface in 56 by 27 by 5 cm boxes, which were divided in three (number of replicates in Experiment 3) and covered by a thin layer of soil. Seed germination and rhizome sprouting were followed in the same way as in Experiments 1 and 2. Non-steamed propagative plant materials were used as controls (three replicates for *L. polyphyllus*, *I. glandulifera*, and *A. fatua* (Norway) and five replicates for *S. canadensis* and *R. x bohemica*). A total of 18 treated boxes ([4 species (*L. polyphyllus*, *I. glandulifera*, *A. fatua* (Norway), *S. canadensis*) + 1 species (*R. x bohemica*) \* 2 rhizome lengths] \* 3 exposure durations) and 6 control boxes [4 species (*L. polyphyllus*, *I. glandulifera*, *A. fatua* (Norway), *S. canadensis*) + 1 species (*R. x bohemica*) \* 2 rhizome lengths] were evaluated.

### Steaming Method

The steaming prototype device (Soil Steam International AS, Sandefjord, Norway) used for the experiments has a steaming container with the following specifications: 190 by 144 by 88 cm dimensions, 130 kg weight, and 120 by 80 cm effective steaming area (Figure 1A). The steam generator has a production capacity of 250 kg h<sup>-1</sup> with an effective calorific rating of 167,000 kcal h<sup>-1</sup> and a working pressure of 0.5 bar. The fuel consumption (diesel) is 19.2 L h<sup>-1</sup>. When the steam enters the non-air proof chamber, it is distributed over the soil. If the soil sample reaches the saturation point, for example, if the soil temperature reaches 98 to 100 C in the whole mass, the steam consumption is reduced significantly, causing an imbalance between steam supply and demand. In such a

case, excessive steam exits from the top of the chamber, causing no significant pressure change.

All bags and rhizome fragments in the same replicate of each combination of target temperature and exposure duration were placed at the bottom of one basket (60 by 40 by 20 cm) and covered by a 7-cm soil layer. Each basket was placed in the steaming container, and 10 thermocouples were placed in the soil (Figure 1B). When the container lid was closed, steam released from the top with a constant temperature of ca. 150 C and vacuumed from the bottom of the container. Soil temperature was monitored by means of PT1000 sensors connected to a cRIO-9073 data logger (National Instruments, Austin, TX 78759-3504, USA). Steaming and vacuum were shut off when at least 5 of the 10 thermocouples had reached the target soil temperature. Exposure duration was considered to be the time at which the target soil temperature was measured by 5 of the 10 thermocouples in the rig. The basket was removed from the steaming container when the post-steaming exposure duration of either 30, 90, 180, or 540 s was completed. The samples were then removed from the basket and the warm soil immediately after steaming.

### Processing of Soil Temperature Data

The individual temperature measurements from each of the 10 thermocouples were used to calculate the average soil temperature during the steaming for each combination of target soil temperature and exposure duration in each replicate. The maximum values of each of the mean soil temperature curves during the steaming process were extracted. Comparison of the target and actual maximum mean soil temperature showed that it was generally difficult to reach the exact target temperatures. Actual maximum mean soil temperature values were allocated to four temperature intervals of 59.3 to 68.5, 73.9 to 75.6, 76.9 to 83.0, and 94.1 to 99.2 for target temperatures of 60, 70, 80, and 99 C, respectively, where the average temperature for each interval is presented in this paper as the actual maximum mean soil temperature (64, 75, 79, and 98 C, respectively). Examples of mean soil temperature curves are shown in Figure 2.


### Statistical Analysis

Considering the cumulative distribution function of the standard log-logistic distribution, seed germination was modeled with the function  $F(t)$  in Equation 1 using the extension package DRC for the software environment R (R Development Core Team 2011; Ritz and Streibig 2005):

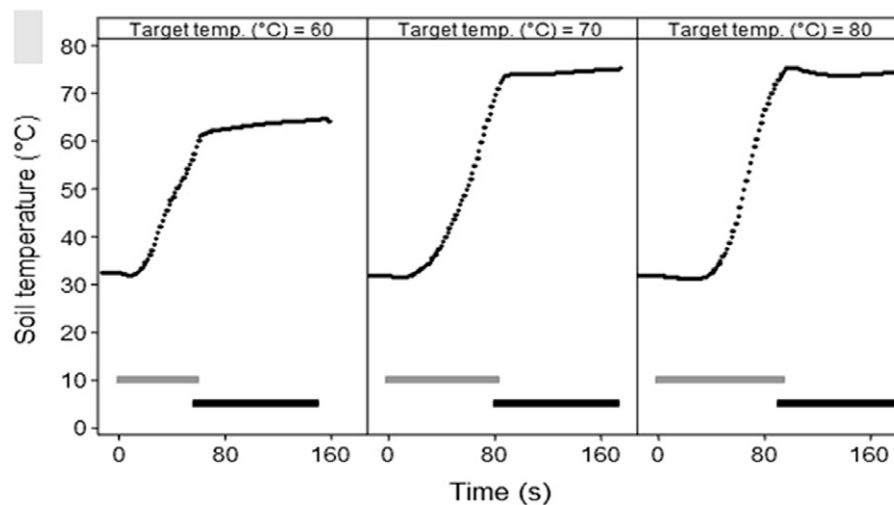
$$F(t) = \frac{d}{1 + \exp\{b[\log(t) - \log(t_{50})]\}} \quad [1]$$

where  $F(t)$  denotes the fraction of seed germinating between the onset of the experiment (at time 0) and time  $t$ . The upper limit parameter  $d$  denotes the proportion of seeds that germinated during the experiment out of the total number of seeds present at the beginning of the experiment (50). Parameter  $b$  is proportional to the slope of  $F$  at time  $t$  equal to parameter  $t_{50}$ , when 50% of the seeds that germinated during the experiment had germinated. The estimation and the model-checking procedures were based on treating the data as event times recording the time it took for germination (the event of interest) to occur (Ritz et al. 2013).





**Figure 1.** (A) Steaming rig and (B) container of prototype device used in the experiments. Photos: Belachew Asalf Tadesse.



**Figure 2.** Examples of soil temperature curves in Experiment 1 in which target temperatures were 60, 70, or 80 C followed by an exposure duration of 90 s. Each temperature curve is the average of 10 measurements. The gray horizontal bar shows the period with steam entering the steaming container with the samples (Figure 1A). The black horizontal bar indicates the exposure duration, i.e., the period after steaming stopped until the basket with the seeds (Figure 1B) was removed from the container.

The rhizome sprouting response to different temperatures and exposure durations was modelled with the function  $y$  in Equation 2, using the extension package DRC for the software environment R (R Development Core Team 2011; Ritz and Streibig 2005):

$$y = \frac{1}{1 + \exp\{b[\log(x) - \log(\text{ED}_{50})]\}} \quad [2]$$

where  $y$  is the response and depends on the dose  $x$ . Parameter  $b$  denotes the relative slope around the point of inflection, which is  $\text{ED}_{50}$ , the dose required to reduce the response halfway between the upper (1) and lower (0) limit. If the curve is decreasing from the upper limit,  $b$  is positive, and if it is increasing,  $b$  is negative. We fit a two-parameter log-logistic model for binomial data where the response was rhizome fragments sprouting (1 = upper limit) or not (0 = lower limit) (Ritz et al. 2015).

The assessment of the individual fits was done by inspecting the graphical analysis of the residuals. Post hoc comparisons of parameters were based on pairwise  $t$ -tests adjusted for multiple testing

using the single-step approach (Tukey's range test) implemented in the extension package DRC MULTCOMP (Hothorn et al. 2008).

## Results and Discussion

Some alien plant species, especially garden plants, show strong vegetative (e.g., rhizomes) and sexual (seeds) reproductive capacities, which together represent dispersal and resistance organs contributing to species invasiveness and affecting the native community (Gioria et al. 2012). Seeds are the most resistant plant organs, and preventing their germination from the seedbank impedes a species' recruitment of individuals and thus its persistence in a community (Regan et al. 2006; Richardson and Kluge 2008), yet this factor is often underestimated (De Wilde et al. 2017).

Heat has been proposed as contributing to weed control by destroying weed seeds and seedlings. However, the response of different species to heating varies (Thompson et al. 1997). Heat can be used separately in multiple forms such as steam, fire, dry heat, forced hot air, electric fields, or electromagnetic energies, or in combination. Soil steaming for 30 min at 82 C has been suggested

**Table 1.** Germination response of *Lupinus polyphyllus*, *Impatiens glandulifera*, and *Avena fatua* (two populations from Poland and Norway) to steaming treatment at soil temperatures of 64, 75, and 79 C applied for 90 s.<sup>a</sup>

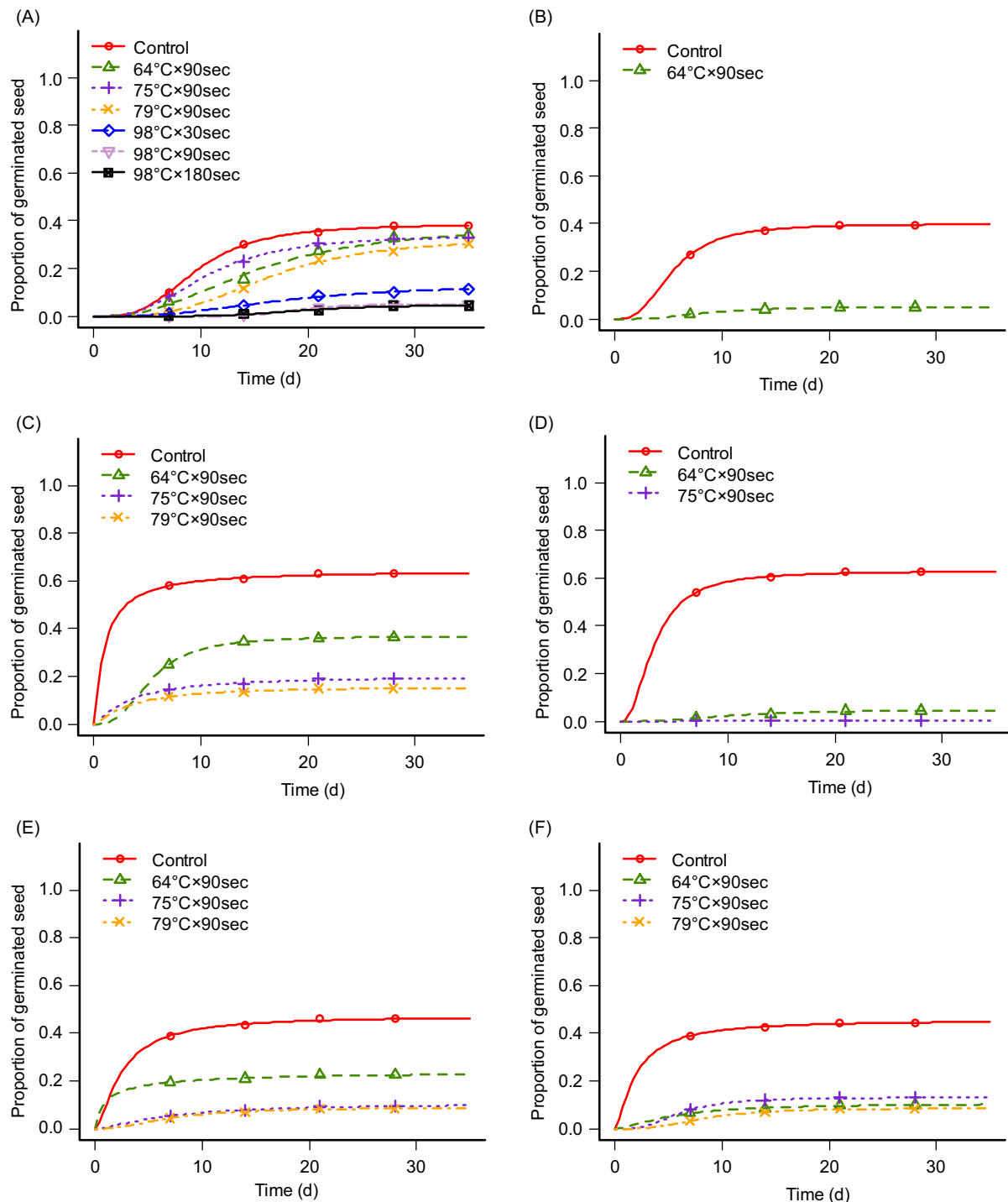
Species	Population	Seed pretreatment	64 C			75 C			79 C		
			d×100	T <sub>50</sub>	d×100	T <sub>50</sub>	d×100	T <sub>50</sub>	d×100	T <sub>50</sub>	
<i>Lupinus polyphyllus</i>			38.5 (3)	9.6 (0.6)	38.1 (4)	14.9 (1.6)	34.06 (3)	10.4 (0.8)	32.7 (3)	16.3 (1.3)	
			a	a	a	b	a	a	A	b	
<i>Impatiens glandulifera</i>			39.8 (3)	5.3 (0.6)	5.1 (1)	8.4 (1.9)	—	—	—	—	
			a	a	b	b	—	—	—	—	
<i>Avena fatua</i>	Poland	—	64.4 (4)	1.01 (1.3)	36.8 (3)	5.3 (0.6)	20.4 (3)	3.4 (1.4)	15.9 (2)	3.3 (1.6)	
			a	a	b	b	c	a	C	a	
			62.9 (3)	3.08 (0.9)	4.9 (1)	10.4 (3.3)	0.5 (0.5)	8.5 (6.3)	—	—	
	Norway	12-h moistening	47.2 (3)	2.4 (1.2)	24.4 (5)	1.2 (1.7)	10.7 (3)	6.9 (2.7)	8.9 (2)	7.07 (4.3)	
			a	a	ab	a	b	ab	b	b	
			45.5 (3)	1.9 (1.3)	10.7 (2)	5.4 (1.7)	13.1 (2)	6.04 (0.9)	8.6 (2)	8.1 (1.3)	
		12-h moistening	a	a	b	b	b	b	b	b	

<sup>a</sup>d×100 denotes the percentage of seeds germinated during the experiment (with standard errors in brackets). T<sub>50</sub> denotes the time (days) when 50% of the seeds that germinated during the experiment had germinated (with standard errors in brackets). The parameters were calculated based on Equation 1. No germination is shown by a dash (—). Numbers for each parameter marked with different letters are significantly different for each species/population of a species.

to kill most weed seeds in the soil or at 100 C for resistant weed seeds (Shurtleff 1983). This was achieved in our experiment for the tested species, though the exposure duration was considerably shorter (Table 1; Figure 3). However, seed germination was inhibited at lower temperatures for *I. glandulifera* (Table 1; Figure 3B) in accordance with Oliver et al. (2020). We have analyzed the results from Experiments 1 and 2 for each test group together and made germination curves showing where seed germination occurred (Table 1; Figure 3). There was no germination for any test group at 98 C, except for *L. polyphyllus* (Figure 3A). However, in Experiment 3, in which we tested exposure durations of 90 (1.5 min), 180 (3 min), and 540 s (9 min) at 98 C, germination was only observed for *L. polyphyllus* on exposure duration of 90 s (7.7%). In Experiment 3, the germination rates in the controls were 35.0%, 51.6%, and 74.4% for *L. polyphyllus*, *I. glandulifera*, and *A. fatua*, respectively. Though *L. polyphyllus* seeds germinated following exposure at 98 C, the germination rate was low. Seed germination was 13.3%, 5.0%, and 4.7% after exposures of 30, 90, and 180 s, respectively, not significantly different from one another but significantly different from untreated seeds with their germination rate of 38.5% (Table 1). The same results were achieved for *S. canadensis* and *R. x bohemica*, for which rhizome fragment sprouting was inhibited by increasing temperature ( $P \leq 0.01$  and  $P \leq 0.001$ , respectively) (Figure 4). Flinn and Pringle (1983) and Granstrom and Schimmel (1993) reported the death of several species' rhizomes at a temperature of ca. 60 C with exposure durations of 5 and 10 min.

Steam has a high energy density and a high heat-transfer capability. Wet steam immediately increases the temperature of plant surface tissues with destructive effects. The thermal control technology is based on the plant thermoenergy exchange at high temperatures and uses the thermomethod for disturbing or removing the vital functions of the parts of a plant (Sirvydas et al. 2002). To define the lower limit of effectiveness, we considered lower temperatures of 60, 70, and 80 C. Increasing temperature resulted in decreasing seed germination ability of two tested populations of *A. fatua* (Table 1; Figure 3C–F) as well as sprouting of rhizome fragments of *S. canadensis* (Figure 4). Seed germination of *I. glandulifera* was inhibited by temperatures above 64 C (Table 1; Figure 3B), and sprouting of rhizome fragments of *R. x bohemica* was inhibited by temperatures above 79 C (Figure 4). However, increased temperature did not significantly change the seed germination rate of *L. polyphyllus* (Table 1; Figure 3).

Though temperatures equal to 82 C for 30 min were suggested by Shurtleff (1983) to be needed for inhibition of germination in most weed species, low temperature–short duration steam treatment of agricultural soils (temperatures of 50 to 60 C for 3 min with an 8-min resting period) has been suggested by Van Loenen et al. (2002, 2003) for 100% kill. Such differences in results can be attributed to the different steaming methods, experimental conditions, and weed species. The temperature and exposure time are the important interactive factors that influence the efficiency of control (Nishimura et al. 2015). While some research has shown that the primary factor in reducing heat exposure times is the maximum temperature required for killing (Hoyle and McEloroy 2012; Vidotto et al. 2013), an inverse relationship has been reported between optimal temperature and exposure time (Dahlquist et al. 2007; Melander and Jørgensen 2005). Steam treatments at 50 to 60 C for 11 min have been reported to destroy most weed seeds and reduce problems of phytotoxicity and reinfestation (Dawson et al. 1965; Raffaelli et al. 2016), which may persist after steaming at higher temperatures (Van Loenen et al. 2003).



**Figure 3.** Germination curves of (A) *Lupinus polyphyllus*, (B) *Impatiens glandulifera*, and (C–F) *Avena fatua* ([C] population from Poland with no seed pretreatment, [D] population from Poland with 12-h seed pre-moistening treatment, [E] population from Norway with no seed pretreatment, [F] population from Norway with 12 h seed pre-moistening treatment) after exposure to steaming at soil temperatures of 64, 75, 79, and 98 °C. Germination curves are shown only where germination occurred with the respective temperatures. Points are the means of exact counts, and lines are estimated germination curves based on counts (Equation 1).

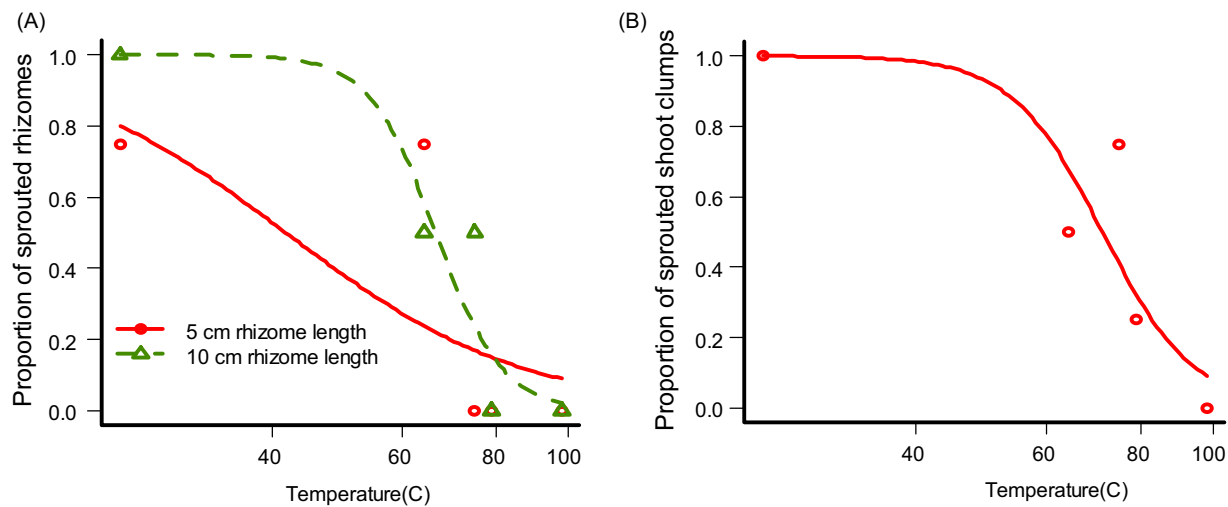
Propagules of perennial weeds and seeds with high primary dormancy are poorly affected and dry soil conditions greatly reduce the steaming technique's effectiveness (Peruzzi et al. 2012). Soil texture and humidity play an important role and significantly influence the efficiency of the treatment (Gay et al. 2010). Water is essential for improving thermal conductivity (Nishimura et al. 2015). The moisture produced from the steam promoted heat transmission to the core (Melander and

Jørgensen 2005). Soil moisture at levels near field capacity in general yielded high heating efficiency values in relation to steaming disinfection methods (Gay et al. 2010). Seed moisture content (Egley 1990; Melander and Kristensen 2011; Nishimura et al. 2015; Thompson et al. 1997), seed structure, anatomy, and morphology (Horowitz and Taylorson 1984; Jakobsen et al. 2019; Vidotto et al. 2013), and seed dormancy (Thompson et al. 1997) are known to affect the susceptibility to heating as well.

**Table 2.** Parameters for the log-logistic dose–response curves of the mortality of *Reynoutria x bohemica* and *Solidago canadensis* rhizome fragments in response to exposure to steaming at soil temperatures of 64, 75, 79, and 98 C applied for 90 s.<sup>a</sup>

		ED <sub>50</sub> (estimate)	Standard error	Lower limit	Upper limit
Species	Pretreatment				
	<i>Reynoutria x bohemica</i>				
	5-cm rhizome length	41.7 a	8.7	24.6	58.9
	10-cm rhizome length	66.3 b	5.4	55.6	77.1
	<i>Solidago canadensis</i>	71.1	6.1	59.1	83.1

<sup>a</sup>ED<sub>50</sub> denotes the dose (temperature) required to reduce the response halfway between the upper (1 = sprouted) and lower (0 = not sprouted) limits of the model during the experiment. The parameters were calculated based on Equation 2. Numbers for each parameter marked with different letters are significantly different for each pretreatment of a species.



**Figure 4.** Dose–response curves of the mortality of rhizome fragments of (A) *Reynoutria x bohemica* (solid red and dotted green curves correspond to 5- and 10-cm rhizome lengths, respectively) and (B) *Solidago canadensis* in response to exposure to steaming at soil temperatures of 64, 75, 79, and 98 C applied for 90 s. Points are the means of exact counts, and lines are estimated dose–response curves based on counts (Equation 2).

However, the relative influence of any individual factor is difficult to detect (Dabbene et al. 2003), although maximum temperature and heat duration are considered foremost for germination reduction (Vidotto et al. 2013). In our experiments, seeds with higher moisture content had significantly lower germination compared with dry seeds receiving the same steaming treatment in the *A. fatua* Polish population ( $P=0.012$ ). Thompson et al. (1997) showed the germination of imbibed *A. fatua* seeds stopped at temperatures of 75 C, which was achieved at higher temperatures in our experiment. Rhizome size did not influence rhizome mortality by steaming ( $P=0.26$ ), but a higher temperature was needed for 10-cm rhizome lengths to reach 50% rhizome mortality during the experiment compared with 5-cm rhizomes (Table 2).

Depending on the intended re-use of the soil, there may be undesired effects of steaming on microarthropods, microorganisms, and the natural soil microflora, in particular nitrifying bacteria, and these should be considered (Fenoglio et al. 2006; Roux-Michollet et al. 2008). In conclusion, preventing and controlling noxious weed encroachment depends on early eradication. Soil disinfection using steam in a soil relocation process can prevent introduction of propagative material to new regions. Our results showed a promising mortality level of invasive plant propagative materials by soil steaming, but the responses to temperature and duration differed depending on the species. Steam regulation should therefore be based on the differences in heat susceptibility of plant propagative material.

**Acknowledgments.** This work was done as a part of the project BIOIMMIGRANTS financed by the Research Council of Norway, grant no. 194051. We thank Henrik Antz  e-Hyllseth, Andreas Beachell, Marit

Helgheim, Vinh Hong Le, and Marta Bosque Fajardo (Norwegian Institute of Bioeconomy Research,   s, Norway) for practical help, as well as Hans Kristian Westrum, Tobias Glemming, and Cornelis Arnoldussen (Soil Steam International AS, Sandefjord, Norway) for their collaboration. No conflict of interest has been declared.

References

Dabbene F, Gay P, Tortia C (2003) Modelling and control of steam soil disinfection processes. *Biosyst Eng* 84:247–256

Dahlquist RM, Prather TS, Stapleton JJ (2007) Time and temperature requirements for weed seed thermal death. *Weed Sci* 55:619–625

Dawson JR, Johnson RAH, Adams P, Last FT (1965) Influence of steam/air mixture, when used for heating soil on biological and chemical properties that affect seedling growth. *Ann Appl Biol* 56:243–251

De Wilde M, Buisson E, Yavercovski N, Willm L, Bieder L, Mesl  ard F (2017) Using microwave soil heating to inhibit invasive species seed germination. *Invasive Plant Sci Manag* 10:262–270

Egley GH (1990) High-temperature effects on germination and survival of weed seeds in soil. *Weed Sci* 38:429–435

Fenoglio S, Gay P, Malacarne G, Cucco M (2006) Rapid recolonization of agricultural soil by microarthropods after steam disinfection. *J Sustain Agric* 27:125–135

Flinn MA, Pringle JK (1983) Heat tolerance of rhizomes of several understory species. *Can J Bot* 61:452–457

Gay P, Piccarolo P, Ricauda Amimonino D, Tortia C (2010) A high efficiency steam soil disinfection system, part I: physical background and steam supply optimisation. *Biosyst Eng* 107:74–85

Gioria M, Py  sek P, Moravcov   I (2012) Soil seed banks in plant invasions: promoting species invasiveness and long term impact on plant community dynamics. *Preslia* 84:327–350



- Granstrom A, Schimmel J (1993) Heat effects on seeds and rhizomes of a selection of boreal forest plants and potential reaction to fire. *Occologia* 94: 307–313
- Hodkinson DJ, Thompson K (1997) Plant dispersal: the role of man. *J Appl Ecol* 34:1484–1496
- Horowitz M, Taylorson RB (1984) Hardseededness and germinability of velvet-leaf (*Abutilon theophrasti*) as affected by temperature and moisture. *Weed Sci* 32:111–115
- Hothorn T, Bretz B, Westfall P (2008) Simultaneous inference in general parametric models. *Biom J* 50:346–363
- Hoyle JA, McElroy JS (2012) Relationship between temperature and heat duration on large crabgrass (*Digitaria sanguinalis*), Virginia buttonweed (*Diodia virginiana*), and cock's comb kyllinga (*Kyllinga squamulata*) seed mortality. *Weed Technol* 26:800–806
- Jakobsen K, Jensen JA, Bitarafan Z, Andreasen C (2019) Killing weed seeds with exhaust gas from a combine harvester. *Agronomy* 9:544
- Jordan NR, Larson DL, Huerd SC (2007) Soil modification by invasive plants: effective on native and invasive species of mixed-grass prairies. *Biol Invasions* 10:177–190
- Luvisi A, Materazzi A, Triolo E (2006) Steam and exothermic reaction as alternative techniques to control soil-borne diseases in basil. *Agron Sustainable Dev* 26:201–207
- Mack RN, Lonsdale WN (2001) Humans as global plant dispersers: getting more than we bargained for: current introductions of species for aesthetic purposes present the largest single challenge for predicting which plant immigrants will become future pests. *BioScience* 51:95–102
- Magnusson S, Lundberg K, Svedberg B, Knutsson S (2015) Sustainable management of excavated soil and rocks in urban areas—a literature review. *J Clean Prod* 93:18–25
- Materazzi A., Iandolo R, Triolo E, Vannacci G (1987) La solarizzazione del terreno. Un mezzo di lotta contro il “marciume del colletto” della lattuga. *L'Informatore Agrario* 43:97–99
- Melander B, Jørgensen MH (2005) Soil steaming to reduce intra-row weed seedling emergence. *Weed Res* 45:202–211
- Melander B, Kristensen JK (2011) Soil steaming effects on weed seedling emergence under the influence of soil type, soil moisture, soil structure and heat duration. *Ann Appl Biol* 158:194–203
- Nishimura A, Asai M, Shibuya T, Kurokawa S, Nakamura H (2015) A steaming method for killing weed seeds produced in the current year under untilled conditions. *Crop Prot* 71:125–131
- Norwegian Ministry of Agriculture and Food (2015) Lov om forskrift om floghavre. FOR-2015-06-22-752. <https://lovdata.no>. Accessed: June 1, 2021
- Norwegian Ministry of Climate and Environment (2009) Lov om forvaltning av naturens mangfold (naturmangfoldloven, Nature Diversity Act). LOV-2009-06-19-100. <https://lovdata.no>. Accessed: June 1, 2021
- Oliver BW, Berge TW, Solhaug KA, Fløistad IS (2020) Hot water and cutting for control of *Impatiens glandulifera*. *Invasive Plant Sci Manag* 13:84–93
- Peruzzi A, Raffaelli M, Frascioni C, Fontanelli M., Bàrberi P (2012) Influence of an injection system on the effect of activated soil steaming on *Brassica juncea* and natural weed seedbank. *Weed Res* 52:140–152
- Peruzzi A, Raffaelli M, Ginanni M, Lulli L, Fontanelli M, Frascioni C (2008) An innovative self-propelled machine for soil disinfection by means of steam and substances in exothermic reaction. Pages 23–25 in *Proceedings of the International Conference on Agricultural Engineering*. Hersonissos, Crete, Greece: European Society of Agricultural Engineers
- Peruzzi A, Raffaelli M, Ginanni M, Mainardi M (2002) Development of innovative machines for soil disinfection by means of steam and substances in exothermic reaction. Pages 220–229 in *5th EWRS Workshop on Physical and Cultural Weed Control*. Pisa, Italy: European Weed Research Society
- Raffaelli M, Martelloni L, Frascioni C, Fontanelli M, Carlesi S, Peruzzi A (2016) A prototype band-steaming machine: design and field application. *Biosyst Eng* 144:61–71
- R Development Core Team (2011) R: A Language and Environment for Statistical Computing. R Foundation for Statistical Computing, Vienna, Austria. <https://www.r-project.org>
- Regan TJ, McCarthy MA, Baxter PWJ, Panetta FD, Possingham HP (2006) Optimal eradication: when to stop looking for an invasive plant. *Ecol Lett* 9:759–766
- Richardson DM, Kluge RL (2008) Seed banks of invasive Australian *Acacia* species in South Africa: role in invasiveness and options for management. *Perspect Plant Ecol Evol Syst* 10:161–177
- Ritz C, Baty F, Streibig JC, Gerhard D (2015) Dose-response analysis using R. *PLoS ONE* 10:e0146021
- Ritz C, Pipper CB, Streibig JC (2013) Analysis of germination data from agricultural experiments. *Eur J Agron* 45:1–6
- Ritz C, Streibig JC (2005) Bioassay analysis using R. *J Stat Softw* 12:1–22
- Roux-Michollet D, Czarnes S, Adam B, Berry D, Commeaux C, Guillaumaud N, Le Roux X, Clays-Josserand A (2008) Effect of steam disinfection on community structure, abundance and activity of heterotrophic, denitrifying and nitrifying bacteria in an organic farming soil. *Soil Biol Biochem* 40:1836–1845
- Samtani JB, Ajwa HA, Weber JB, Browne GT, Klose S, Hunzie J, Fennimore SA (2011) Evaluation of non-fumigant alternatives to methyl-bromide for weed control crop yield in California strawberries (*Fragaria ananassa* L.). *Crop Prot* 30:45–51
- Sheley R, Manoukian M, Marks G (1996) Preventing noxious weed invasion. *Rangelands* 18:100–101
- Shurtleff MC (1983) Soil Disinfection: Methods and Materials. Cooperative Extension Service Circular 1213. Urbana: University of Illinois at Urbana-Champaign. 40 p
- Sirvydas PA, Lazauskas P, Vasinauskiene R, Kerpauskas P (2002) Thermal weed control by water steam. Pages 253–262 in *Proceedings of the 5th EWRS Workshop on Physical and Cultural Weed Control*. Pisa, Italy: European Weed Research Society
- Thompson AJ, Jones NE, Blair AM (1997) The effect of temperature on viability of imbibed weed seeds. *Ann Appl Biol* 130:123–134
- Trakhtenbrot A, Nathan R, Perry G, Richardson DM (2005) The importance of long-distance dispersal in biodiversity conservation. *Divers Distrib* 11: 173–181
- Van Loenen MCA, Turbett Y, Mullins CE, Fielden N, Wilson M, Leifert C, Seel WE (2003) Low temperature-short duration steaming of soil kills soil-borne pathogens, nematode pests and weeds. *Eur J Plant Pathol* 109:993–1002
- Van Loenen MCA, Turbett Y, Mullins CE, Wilson M, Fielden N, Seel WE, Leifert C (2002) Low temperature-short duration steaming as a sustainable method of soil disinfection. Pages 211–214 in *Proceedings of the UK Organic Research Conference*. Aberystwyth, UK: Colloquium of Organic Researchers
- Vidotto F, De Palo F, Ferrero A (2013) Effect of short-duration high temperature on weed seed germination. *Ann Appl Biol* 163:454–465