



Modeling the Sustainability and Economics of Stacked Herbicide-Tolerant Traits and Early Weed Management Strategy for Waterhemp (*Amaranthus tuberculatus*) Control

Authors: Liu, Chun, Neve, Paul, Glasgow, Les, Wuerffel, R. Joseph, Owen, Micheal D. K., et al.

Source: Weed Science, 68(2) : 179-185

Published By: Weed Science Society of America

URL: <https://doi.org/10.1017/wsc.2020.6>

BioOne Complete (complete.BioOne.org) is a full-text database of 200 subscribed and open-access titles in the biological, ecological, and environmental sciences published by nonprofit societies, associations, museums, institutions, and presses.

Your use of this PDF, the BioOne Complete website, and all posted and associated content indicates your acceptance of BioOne's Terms of Use, available at www.bioone.org/terms-of-use.

Usage of BioOne Complete content is strictly limited to personal, educational, and non - commercial use. Commercial inquiries or rights and permissions requests should be directed to the individual publisher as copyright holder.

BioOne sees sustainable scholarly publishing as an inherently collaborative enterprise connecting authors, nonprofit publishers, academic institutions, research libraries, and research funders in the common goal of maximizing access to critical research.

Research Article

Cite this article: Liu C, Neve P, Glasgow L, Wuerffel RJ, Owen MDK, Kaundun SS (2020) Modeling the sustainability and economics of stacked herbicide-tolerant traits and early weed management strategy for waterhemp (*Amaranthus tuberculatus*) control. Weed Sci. 68: 179–185. doi: [10.1017/wsc.2020.6](https://doi.org/10.1017/wsc.2020.6)

Received: 14 June 2019

Revised: 4 November 2019

Accepted: 6 January 2020

First published online: 13 January 2020

Associate Editor:

Muthukumar V. Bagavathiannan, Texas A&M University






Keywords:

cross-resistance; herbicide resistance mitigation; multiple resistance; preemergence applications; residual herbicides; transgenic crops

Author for correspondence:

Chun Liu, Herbicide Bioscience, Syngenta, Jealott's Hill International Research Centre, Bracknell, RG42 6EY, UK.
E-mail: chun.liu@syngenta.com

Modeling the sustainability and economics of stacked herbicide-tolerant traits and early weed management strategy for waterhemp (*Amaranthus tuberculatus*) control

Chun Liu¹ , Paul Neve^{2,3} , Les Glasgow⁴, R. Joseph Wuerffel⁵ , Micheal D. K. Owen⁶  and Shiv S. Kaundun⁷ 

¹Herbicide Resistance Modeler, Herbicide Bioscience, Syngenta, Bracknell, UK; ²Senior Research Scientist, Department of Biointeractions & Crop Protection, Rothamsted Research, Harpenden, UK; ³Head of Crop Health & IPM, Agriculture & Horticulture Development Board, Kenilworth, UK; ⁴Technical Product Lead, Product Management Herbicides, Syngenta, Greensboro, NC, USA; ⁵Global Technical Manager, Weed Control, Syngenta, Vero Beach, FL, USA; ⁶University Professor Emeritus, Iowa State University, Ames, IA, USA and ⁷Syngenta Fellow, Herbicide Bioscience, Syngenta, Bracknell, UK

Abstract

Diversity is key for sustainable weed management and can be achieved via both chemical and nonchemical control tactics. Genetically modified crops with two-way or three-way stacked herbicide-tolerant traits allow use of herbicide mixtures that would otherwise be phytotoxic to the crop. Early weed management (EWM) strategies promote the use of PRE herbicides with residual activity to keep the field free of weeds early in the season for successful crop establishment. To evaluate the respective sustainability and practicality of the two chemical-based management tactics (i.e., stacked traits and EWM), we used a population model of waterhemp, *Amaranthus tuberculatus* (Moq.) Sauer (syn. *rudis*), to simulate the evolution of resistance in this key weed species in midwestern U.S. soybean [*Glycine max* (L.) Merr.] agroecosystems. The model tested scenarios with a varying number of herbicide sites of action (SOAs), application timings (PRE and POST), and preexisting levels of resistance. Results showed that both tactics provided opportunity for controlling resistant *A. tuberculatus* populations. In general, each pass over the field should include at least two effective herbicide SOAs. Nevertheless, the potential evolution of cross-resistance may void the weed control programs embraced by stacked traits and diverse herbicide SOAs. Economic calculations suggested that the diversified programs could double long-term profitability when compared to the conventional system, because of improved yield and grain quality. Ultimately, the essence of a sustainable herbicide resistance management strategy is to be proactive. Although a herbicide-dominated approach to diversifying weed management has been prevalent, the increasing presence of weed populations with multiple resistance means that finding herbicides to which weed populations are still susceptible is becoming increasingly difficult, and thus the importance of reintroducing cultural and mechanical practices to support herbicides must be recognized.

Introduction

Genetically modified (GM) herbicide-tolerant (HT) crops are one of the most revolutionary developments in agricultural technology. They allow in-crop use of some herbicides that were previously not employed due to limited selectivity (Heap 2014). Additionally, GM crops with two-way or three-way stacked HT traits provide flexibility and convenience in use of herbicide mixtures. Examples include corn (*Zea mays* L.), soybean [*Glycine max* (L.) Merr.], and cotton (*Gossypium hirsutum* L.) cultivars with stacked traits providing tolerance to glyphosate, glufosinate, auxins, and/or 4-hydroxyphenylpyruvate dioxygenase inhibitors (HPPD) inhibitors, some of which have already been commercialized, while others are under development (Green 2014). While GM crops bring benefits and convenience to modern agriculture, there are concerns that their use may exacerbate selection for herbicide resistance in weeds, because they promote frequent herbicide applications. Furthermore, GM crops may deter the adoption of more complex alternative weed-management techniques that supplement herbicide-based programs.

PRE herbicides with residual activity have been used in agriculture for decades, especially when highly effective POST product options were limited. As the battle against herbicide resistance in weeds, for example, Palmer amaranth (*Amaranthus palmeri* S. Watson) and waterhemp [*Amaranthus tuberculatus* (Moq.) Sauer (syn. *rudis*)], becomes increasingly challenging, PRE herbicides have attracted growing attention. These herbicides do not necessarily stop weed

© Weed Science Society of America, 2020. This is an Open Access article, distributed under the terms of the Creative Commons Attribution-NonCommercial-NoDerivatives licence (<http://creativecommons.org/licenses/by-nc-nd/4.0/>), which permits non-commercial re-use, distribution, and reproduction in any medium, provided the original work is unaltered and is properly cited. The written permission of Cambridge University Press must be obtained for commercial re-use or in order to create a derivative work.



germination but interfere with the formation of new root or shoot cells in very early growth stages of some weedy plants (Vats 2015). For successful crop establishment, it is essential to apply effective weed-management practices early in the season; this concept is known as early-season weed control (Page et al. 2012) or early weed management (EWM). To achieve optimum yield, a field should be kept weed-free, especially in the first 30 d after crop emergence (Swanton et al. 1999). However, growers are usually hesitant to implement proactive management tactics (Norsworthy et al. 2012) such as applying herbicides before weeds appear in the field. Besides, with more than two decades of adoption of glyphosate-tolerant cropping systems, practical skills and expertise of using soil-applied residual herbicides is currently lacking among many growers and agronomists.

Both stacked HT traits and residual herbicides enable more diversity in the way herbicides are used. Other diverse tactics include cultural and mechanical practices such as tillage, crop rotation, planting cover crops, interrow hoeing, and harvest weed seed destruction (Harker et al. 2016; Walsh et al. 2018). A grower's choice of which tactic to use is usually based on a balance between crop safety, commodity prices, product availability, effectiveness, cost, practicality, and sustainability. Conventionally, the short-term effectiveness of a weed control program is tested in field trials. In recent years, there has been growing awareness that the sustainability, that is, the long-term effectiveness, of a program is equally important and should be evaluated before it is recommended to growers. Simulation models are useful tools for fulfilling such an evaluation (Neve et al. 2014; Renton et al. 2014; Thornby et al. 2018). Predictions from the models usually include weed population density and the risk of resistance evolution. In an earlier study, a generic modeling framework was developed for assessing herbicide resistance in annual weed species (Liu et al. 2017). The present study accounted for both quantitative resistance and single-gene effects in order to investigate the following questions: (1) What role do crops with stacked HT traits have in weed control with and without the presence of cross-resistance to multiple herbicide SOAs in weeds? (2) What are the benefits of using residual herbicides? (3) What are the economic implications of a proactive resistance management strategy?

Materials and Methods

Species Studied

The model was parameterized for *A. tuberculatus*, which is one of the most widespread and problematic weed species in midwestern U.S. soybean and corn production systems (Bensch et al. 2003; Steckel and Sprague 2004; USDA 2018). Life-history parameters used in the model are summarized in Liu et al. (2017).

Model Description

The published model implemented the basic intra- and interannual population dynamics of *A. tuberculatus* using an individual-based modeling approach (Liu et al. 2017) and was programmed in the NetLogo modeling environment (Wilensky 1999). A prolonged *A. tuberculatus* emergence ranging from April to July was simulated, with late-emerging individuals having higher natural mortality and lower fecundity as a result of competition with crops. Random mating was assumed in this dioecious species. The model was validated using a worst-case glyphosate-only management scenario, and the predicted time for glyphosate resistance matched field observations (Liu et al. 2017).

Simulation Scenarios

The focus of the present study is to test the herbicide resistance risks in different weed management situations, adopting either stacked HT traits or the EWM strategy. The scenarios were designed based on commonly observed herbicide efficacy values, and the genetic parameters were assumed based on representative field populations (Table 1). Five representative herbicides were hypothesized as H, W, X, Y, and Z. Herbicides W and Z were used PRE, and H, X, and Y were used POST. Genetic basis for resistance in the present study was modeled either in a quantitative manner (H, X, and W) or as a single dominant-gene effect (Y and Z). The former was to represent non-target site resistance or gene amplification and the latter to represent target-site resistance inherited in Mendelian fashion (Table 1). The model simulates a 100-ha (250-acre) soybean field in each run. In general, one PRE application with soil-residual activity and three POST applications are possible; however, not all are needed in each herbicide program. Residual herbicides W and Z provided 99.5% control (i.e., full efficacy) during the time when they have full residual activity, and during the degradation phase, efficacy was assumed to decline linearly from 99.5% to 60% (i.e., reduced efficacy), after which no activity (0% efficacy) was assumed. Additionally, one mechanical control method was included, and the efficacy was assumed to be similar to herbicide applications for direct comparison. Simulation scenarios are detailed in Table 2. Three initial levels of quantitative resistance to POST herbicide H were assumed: 1%, 20%, and 80%, which correspond to populations with low, medium, and high resistance levels, respectively, due to prior herbicide exposure. Each year, there is an influx of seeds (1% of the initial seedbank size) from neighboring fields, the resistance level of which was assumed to be the same as the initial population.

The simulations were run under several assumptions: (1) Evolution of resistance to each individual herbicide was assumed to be independent of other herbicides, except for scenarios presented in Figure 1D–F. In Figure 1D–F, H and X were assumed to have cross-resistance, implemented via a bivariate log-normal distribution of their phenotypic values (correlation coefficient = 50%). (2) Efficacy values were based on “normal” weather occurring during the season, that is, adequate rainfall or irrigation being received. (3) All *A. tuberculatus* that emerged before planting were removed either by tillage or preplant burndown and hence do not contribute to resistance evolution. Crops were planted in clean (i.e., weed-free) fields.

Model Output

The model outputs include time series of population density (plants m^{-2}), total percentage of resistant individuals, and the percentages of *A. tuberculatus* resistant to each herbicide SOA used in the programs. Each scenario was run with 100 replicates. A management program was considered to fail when *A. tuberculatus* population density exceeded 1 plant m^{-2} , and the year of control failure was recorded.

Cost-Benefit Calculations

Herbicides and GM seeds available on the U.S. market were used as examples in the economic calculations to demonstrate the cost of different herbicide-based management programs and the consequent weed control effectiveness, as well as the profits made by different quality and yield of grains (Table 3). Scenario H represents a POST-only scenario with a solo herbicide SOA, which failed after

Table 1. Population genetic attributes, herbicide application rates, and residual activity in the model.^a

Herbicide	Dose	Initial LD ₅₀	sigma	h ²	Initial R-allele freq	Duration of residual activity (full/reduced)
	----g ai or ae ha ⁻¹ ----					weeks
H	1,000	200	0.5	0.3	—	None
W	1,000	100	0.8	0.3	—	3/4
X	500	100	0.5	0.4	—	None
Y	500 ^b	—	—	—	5.0×10^{-5}	None
Z	200 ^b	—	—	—	1.0×10^{-5}	1/2

^aResistance to H, W, and X was endowed by quantitative traits; resistance to Y and Z was endowed by single target-site mutation. H, W, X, Y and Z all had different herbicide SOAs. LD₅₀, median lethal dose; sigma, standard deviation of the log-normal distribution of resistance phenotypes; h², heritability.

Table 2. Simulation settings and the consequent percent exposure in the tested scenarios.

Scenario	Parameter	PRE	1 st POST	2 nd POST	3 rd POST
H	Herbicide	—	H	H	H
	Application date (DAP ^a)	—	14	28	42
	% exposure ^b	—	34	27 (34)	7 (61)
	Efficacy ^c (%)	—	99.5	99.5	99.5
X	Herbicide	—	X	X	X
	Application date (DAP ^a)	—	14	28	42
	% exposure ^b	—	34	27 (34)	7 (61)
	Efficacy ^c (%)	—	90	90	90
H+X	Herbicide	—	H+X	H+X	H+X
	Application date (DAP ^a)	—	14	28	42
	% exposure ^b	—	34	27 (34)	7 (61)
	Efficacy ^c (%)	—	99.95	99.95	99.95
H+X+Y	Herbicide	—	H+X+Y	X+Y	X+Y
	Application date (DAP ^a)	—	14	28	42
	% exposure ^b	—	34	27 (34)	7 (61)
	Efficacy ^c (%)	—	99.99	99.5	99.5
H, X & Mechanical	Herbicide/mechanical	—	Mechanical	Mechanical	H+X
	Application/practice date (DAP ^a)	—	14	28	42
	% exposure ^b	—	34	61 ^d	7 (61)
	Efficacy ^c (%)	—	90	90	99.95
EWM(i)	Herbicide	W	H+X	—	—
	Application date (DAP ^a)	0	35	—	—
	% exposure ^b	50 (11)	16 (50)	—	—
	Efficacy ^c (%)	99.5	99.95	—	—
EWM(ii)	Herbicide	W+Z	H+X	—	—
	Application date (DAP ^a)	0	35	—	—
	% exposure ^b	50 (11)	16 (50)	—	—
	Efficacy ^c (%)	99.5	99.95	—	—

^aDAP, days after planting.

^bThe % exposure is derived from the weed emergence curve and the application/practice dates. Before planting, 32% of the total population emerged and was controlled by preplant burndown or cultivation. Values listed here are % exposure with full efficacy, and in parentheses % exposure with reduced efficacy due to larger plant size or degradation of PRE herbicides.

^cFull efficacy of herbicides on sensitive individuals or efficacy of mechanical control regardless of herbicide resistance.

^dAll emerged individuals are exposed to the mechanical practice, i.e., independent of growth stage.

7 yr of practice due to evolved resistance, at which time crop yield and grain quality were affected negatively. The other scenarios represent two sustainable herbicide programs for which the resistance risk was low and weed population density was maintained at desired low levels for at least 20 yr: scenario H+X+Y used three-way stacked HT traits with three POST applications, while scenario EWM(ii) used a residual herbicide PRE followed by one POST application in a two-way stacked system (Table 3). The three calculations exemplified scenarios presented in the sustainability evaluation; however, note that the weed populations were assumed to be pristine in the economic calculations while 1%, 20%, and 80% preexisting levels of resistance were assumed in Figures 1 and 2. Calculation of costs was based on the estimated price of herbicides, adjuvants, GM seeds, labor, and application of herbicides. Calculation of benefits accounted for commodity price,

which was influenced by grain quality, as well as yield potential, which was impacted by both the short- and long-term effectiveness of herbicide programs. For simplicity, the calculation did not consider the cost of fertilizers, insecticides, fungicides, irrigation, or land rental.

Results and Discussion

Stacked Traits and Multiple POST Herbicide SOAs

A program relying on a single POST herbicide SOA, H, led to a control failure in less than 4 yr if the field already contained resistant weeds (Figure 1). In reality, this has been demonstrated by Norsworthy et al. (2014) with repeated applications of glyphosate in cotton fields containing glyphosate-resistant *A. palmeri*. Using a

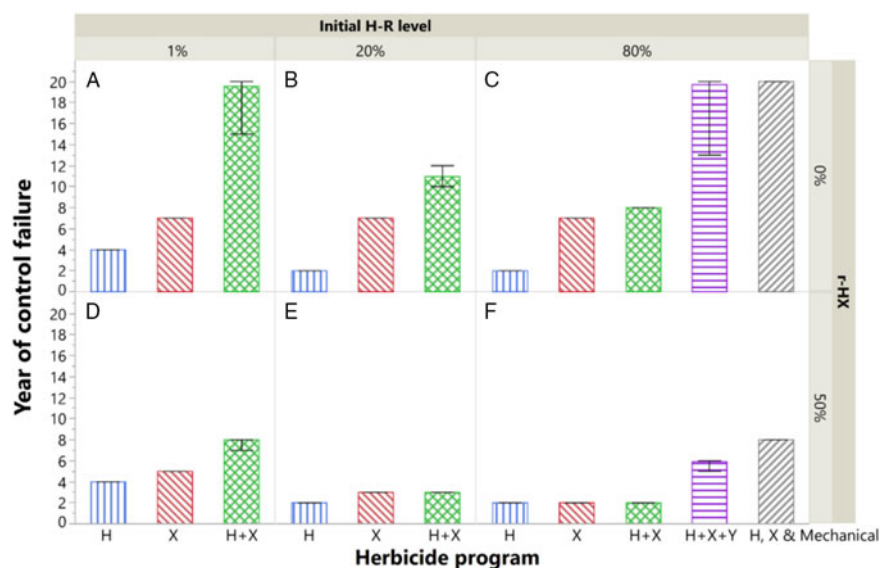


Figure 1. Sustainability of the POST-only programs, as influenced by the number of herbicide SOAs and the initial level of quantitative resistance to herbicide H. Cross-resistance between herbicides H and X is included in D–F. Results are presented as the year of weed control failure; bars represent the mean, and error bars represent the range of 100 replicates. Herbicide scenarios are detailed in Table 2. r_{HX} , correlation coefficient between phenotypic values of H and X.

different SOA, X, but applied alone, led to control failure in 7 yr due to evolved resistance to X. Provided that there was no cross-resistance between H and X, the sustainability of X alone was independent of the initial resistance level to H (Figure 1A–C).

Deploying stacked HT traits and multiple herbicide SOAs could add more diversity in management programs and give rise to more effective and sustainable weed control. For example, West et al. (2018) showed the value of using mixtures of 2,4-D and glyphosate to control glyphosate-resistant *A. palmeri*; however, this was only valid at an extremely low proportion (i.e., 0.02%) of glyphosate-resistant weeds in a population. Our simulations showed that the advisability of using two herbicide SOAs, H+X in mixtures, for better control than X alone depended upon both the current resistance level to H and cross-resistance between H and X. When 80% of the population was dominated by H-resistant weeds, the added value of using H+X mixture was inconsequential (Figure 1C and F). Similarly, Bagavathiannan et al. (2014) suggested that once herbicide resistance has evolved, growers should stop using that herbicide SOA to avoid negative impact on other spray options. Despite the minor contribution of H to the program at a high resistance level, some growers may still choose to include H in their program to control other weed species.

To some growers, a simple strategy may be to use efficient tools repeatedly until they fail, for example, using H solo until failure then switching to X solo. As demonstrated by Figure 1A and C, such a strategy is likely to induce high risk—at the time when H failed, the population would have already reached a problematically high density level. Using X in this situation would result in 7 yr of suboptimal control at best; not to mention if H and X are cross-resistant, scenario X would fail within 2 yr (Figure 1F). Repeated use of the same herbicide SOA, the lack of rotation of crops with different phenologies, applying products at suboptimal rates or time, and the absence of nonchemical control methods have resulted in resistance to 167 different herbicides in 255 weed species around the world to date (Heap 2019). Resistant *A. tuberculatus* populations to various herbicide SOAs have been reported, including acetolactate synthase inhibitors (WSSA SOA Group 2), synthetic auxins (Group 4), photosystem II (PSII)

inhibitors (Group 5), 5-enolpyruvylshikimate-3-phosphate synthase inhibitors (Group 9), protoporphyrinogen oxidase inhibitors (Group 14), HPPD inhibitors (Group 27), and long-chain fatty-acid inhibitors (Group 15), in the form of both single and multiple resistant traits (Bell et al. 2013; Heap 2019; Ma et al. 2013; Owen et al. 2014).

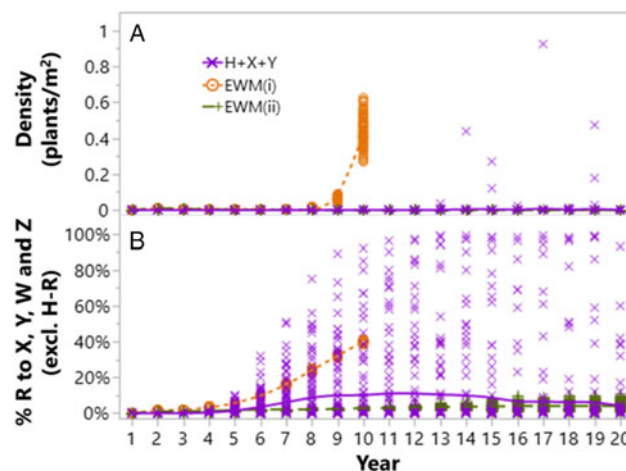
For control of the highly H-resistant (i.e., 80%) populations, an additional effective herbicide SOA, Y, was needed, had the relevant stacked trait been available (Figure 1C). As expected, the same scenario, H+X+Y, was able to control populations with lower resistance levels to H (1% and 20%) sustainably for at least 20 yr (data not shown in Figure 1). The use of multiple effective herbicide SOAs helps to avoid overreliance and high selection pressure on any individual compound at any one time (Norsworthy et al. 2012).

In reality, there may not be many effective herbicides or stacked traits that are commercially available in a particular market. Nevertheless, replacing herbicide Y with a cultural or mechanical control method (Table 2, H, X & Mechanical) would have been a valuable nonchemical alternative to the available herbicides (Figure 1C).

The aforementioned weed control improvement enabled by the stacked HT traits (Figure 1A–C) would not be as great had there been cross-resistance between H and X. When cross-resistance was assumed, all tested scenarios failed within 8 yr (Figure 1D–F). In particular, the mixture of H+X did not sustain any longer than H alone in the highly H-resistant (80%) field, due to the coselection between H and X (Figure 1F). The deficiency of H and X shifted the selection pressure to Y in the H+X+Y scenario and resulted in control failure within 6 yr. In contrast, mechanical control method was intact and the scenario H, X & Mechanical was affected to a lesser extent (Figure 1F). Since the 1980s, there has been mounting evidence of metabolic resistance underpinned by a common suite of metabolic genes, such as cytochrome P450 monooxygenases and glutathione S-transferases, affecting a wide range of herbicide SOAs (Heap and Knight 1986; Nandula et al. 2019). In this sense, stacked traits can potentially lead to more rapid selection of non-target site resistance, often a quantitative trait, as for H and X. The resulting

Table 3. Cost-benefit calculation of three example weed control scenarios using products available on the U.S. soybean market.^a

Scenario	Costs			Resistance and yield ^b			Commodity price ^c		Net gain per year		Net gain in 20 yr		
	Herbicides ^d	Adjuvants ^e	Seeds ^f	Labor/ machine ^g	Duration of good control	Good yield	Bad yield	Good	Poor	Per		Per	
								quality grain	quality grain	good year		bad year ^b	
					years	—L ^h ha ⁻¹	—US\$ L ⁻¹			—US\$ ha ⁻¹			
Example	Herbicide Q (2x POST)	= 30 × 2	= 5 × 2	100	20 × 2	5	6,095	2,612	0.23	0.17	1,192 ^h	234 ⁱ	9,470 ^{jk}
H	Glyphosate solo (3x POST)	39	15	104	55	7	6,095	2,612	0.23	0.17	1,189	231	11,326
H+X+Y	Glyphosate+2,4-D+glufosinate (1x POST)	64	11	128	55	>20	6,095	NA	0.23	NA	1,027	NA	20,540
EWM(ii)	2,4-D+glufosinate (2x POST)	95	22										
	SMOC+fomesafen (PRE)	26	0	114	37	>20	6,095	NA	0.23	NA	1,182	NA	23,640
	Glyphosate+2,4-D (1x POST)	32	11										

^aNote that the calculations here are only presented as figurative examples and do not aim to promote any particular herbicide.^bGood yield without herbicide failure or bad yield (or bad year) due to resistance/weed control failure.^cConsidering impacts of weed seed contamination and grain quality.^dBased on Enlist One[®] (Corteva Agriscience, Wilmington, DE), Enlist Duo[®] (Corteva Agriscience, Wilmington, DE), Liberty[®] 280 SL (BASF Corporation, Raleigh, NC), Prefix[®] (Syngenta Crop Protection, Inc., Greensboro, NC), and Roundup[®] PowerMax (Bayer Crop Science, St. Louis, MO).^eBased on N-Pak[®] AMS (Source AMS 34.2 x 2.5, Winfield[®] United, St. Paul, MN) and drift reduction agent Intact[™] (2 x 2.5, Precision Labs Inc., Northbrook, IL).^fBased on Enlist[™] soybeans (Corteva Agriscience, Wilmington, DE), Enlist E3[™] soybeans (Corteva Agriscience, Wilmington, DE), and Roundup Ready[®] 2 soybeans (Bayer Crop Science, St. Louis, MO).^gBased on 2018 Iowa Farm Custom Rate Survey.^h1 ha = 2.47 acre; 1 L = 0.028 U.S. bushel.ⁱEquals (6,095 L x US\$0.23 L⁻¹) - (US\$30 x 2 herbicide cost) - (US\$5 x 2 adjuvant cost) - (US\$100 seed cost - (US\$20 x 2 labor and machine cost).^jEquals (5 good years x US\$1,192) + (15 bad years x US\$234).^kEquals (2,612 L x US\$0.17 L⁻¹) - (US\$30 x 2 herbicide cost) - (US\$5 x 2 adjuvant cost) - (US\$100 seed cost - (US\$20 x 2 labor and machine cost).**Figure 2.** Sustainability of the programs with stacked HT traits or residual herbicides, as influenced by application time (PRE and POST) and number of herbicide SOAs on (A) weed density and (B) resistance evolution. Resistance evolution is presented as % individuals that are resistant to at least one of the herbicides excluding H, either in the form of single or multiple resistance. The populations consist of 80% individuals resistant to H initially. Herbicide scenarios are detailed in Table 2. The simulations were set to stop when weed density exceeded 1 plant m⁻², hence the incomplete lines of scenario EWM(i).

cross-resistance will likely reduce the sensitivity of a broad range of herbicides from similar or dissimilar chemical classes, as well as voiding new chemicals that are yet to be discovered (Nandula et al. 2019; Yu and Powles 2014). Simulations presented in Figure 1D–F were simplified scenarios. The actual impact of cross-resistance on weed population dynamics depends on a range of factors, such as the level of correlation between the herbicides (here a bivariate correlation coefficient of 50% was presented only for demonstration purpose), gene expression level, variation among the metabolic genes, and weed species (Gaines et al. 2014). A further complication and challenge for model parameterization is the coexistence of and possible interaction between metabolic resistance and target-site resistance (Nakka et al. 2017).

With the sequential evolution demonstrated by multiple resistance (Figure 1A–C) and simultaneous evolution demonstrated by cross-resistance of H and X (Figure 1D–F), our model is among the first few that address genetic or ecological interactions in the prediction of herbicide resistance, for example, pleiotropic effects (Colbach et al. 2016) or multiple weed species (Thornby et al. 2018). Other forms of interaction include chemical interaction, such as synergy and antagonism. For instance, HPPD- and PSII-inhibiting herbicides are synergistic, manifested by interactions on photosynthesis, resulting in potentially better control of atrazine-resistant weeds when atrazine is applied with mesotrione (Abendroth et al. 2006; Woodyard et al. 2009). Model functions to address this phenomenon should be developed where relevant herbicide SOAs are involved.

Early Weed Management with Residual Herbicides

The POST-only scenario H+X+Y was sufficient to maintain the *A. tuberculatus* population at acceptable low density for at least 20 yr, which, however, was accompanied by 30% probability (out of 100 replicates) of evolved resistance to the mixture partners, X or Y (Figure 2B, purple crosses). Alternatively, growers can use residual herbicides to clean up fields early, followed by POST products as a backup, rather than as the first line of defense, as

recommended by the EWM strategy. However, the EWM programs need to be designed properly to ensure weed populations are exposed to at least two effective herbicide SOAs in any given time. A solo herbicide SOA, W PRE, resulted in evolved resistance to W and control failure within 9 yr (Figure 2, EWM(i)). In contrast, the mixture of W+Z PRE followed by the same H+X POST resulted in weed density <0.1 plants m^{-2} for 20 yr, with resistance level $<11\%$ in all of 100 replicates, excluding preexisting resistance to H (Figure 2, EWM(ii)). Although with 80% H resistance, there was only one effective SOA POST, X, in the program, there was a period of overlap between the residual activity of W and X during the 4th week after sowing (Table 1). One additional advantage of EWM(ii) is that it required one fewer application than the POST-only scenario.

To enable programs like EWM(ii), the agrochemical industry is expected to bring more innovative herbicides or SOAs to the market. However, weeds evolve resistance faster than new herbicides are invented (Gould et al. 2018). Moreover, with the increasingly challenging regulatory environment, bringing new products to the market has become more difficult and costly (Hillocks 2012; McDougall 2016). In this respect, revisiting old chemistries with new formulations or adjuvants, better application technology, or mitigation options to alleviate their potential environmental influence may offer new opportunities. Another challenge is to change the mind-set of growers and stakeholders to embrace the concept of EWM, for which more educational campaigns and demonstration trials are required.

Economic Indications

Although the price difference between various products in Table 3 was small, with careful planning to avoid or delay resistance evolution, the benefit could be substantial. A conventional system with a single herbicide SOA may appear to be economical enough during the first few years; however, repeated use of a solo herbicide SOA would result in rapid evolution of resistance (Figure 1, scenario H), at which time grain quality and yield potential would both be significantly reduced. As a result, the average net gain in 20 yr was less than half the initial annual gain (Table 3, scenario H).

In contrast, proactive herbicide programs, such as H+X+Y and EWM(ii), which required slightly more investment, proved to be highly profitable, returning 1.8 to 2 times higher net gain than scenario H in the long term (Table 3). In this particular case, using more stacked traits with POST-only applications (scenario H+X+Y) was more expensive than the EWM(ii) scenario. This was because of higher cost of the GM seeds with more stacked traits and a higher frequency of herbicide applications, which was accompanied by greater chemical use and labor costs. The figurative examples might have differed had other herbicide products been used.

Additionally, sowing at higher seeding rates or narrower row space increases seed costs but may be beneficial to weed control and consequently increase yield. The actual cost of sowing and harvesting may also be dependent on the herbicide program. Harvesting can be greatly impacted by weed control, although this is difficult to quantify, especially the additional time and fuel for harvesting fields with higher weed population densities. Moreover, commodity prices and grain yields fluctuate considerably from year to year and field to field, hence there may be variations around the absolute values presented in Table 3.

The battle against herbicide resistance is not only a research subject, but also an important socioeconomic problem, the success of which will eventually depend on the cooperation of each grower

(Ervin and Jussaume 2014). Therefore, a practical and realistic cost-benefit calculation is key to an educational campaign of sustainable weed control strategies.

Final Remarks

To conclude, in the case of POST-only programs, additional chemical and nonchemical management approaches increased the sustainability of stacked GM crops by reducing the selection pressure. Preexisting resistance and potential cross-resistance compromised control success and sustainability. In the case of EWM programs, the length and overlap of herbicide residual activity played a key role. The higher investment in stacked traits or residual herbicides in earlier years proved to be worthwhile from a long-term cost-benefit point of view.

The focus of this study was to demonstrate best management principles for the mitigation of evolved resistance, in order to provide practical and timely management directions for GM crop varieties that may be available on the market. Examples presented here, however, are specific to the parameter settings, such as weed emergence pattern, residual activity, herbicide efficacies, and genetic parameters. In reality, for any decision-making recommendations, management practices need to be tested by the model on a case-by-case basis.

Finally, whether it is using additional effective herbicide SOA(s) on crops with stacked HT traits, or treating the field with residual herbicides before weed emergence, the essence of a successful herbicide program is to be proactive. Nevertheless, herbicides alone are not the solution to herbicide resistance. The necessity and value of reintroducing nonherbicidal practices to complement chemical solution was illustrated by the model.

Acknowledgments. This research received funding from Syngenta. No conflicts of interest have been declared.

References

- Abendroth JA, Martin AR, Roeth FW (2006) Plant response to combinations of mesotrione and photosystem II inhibitors. *Weed Technol* 20:267–274
- Bagavathiannan MV, Norsworthy JK, Smith KL, Neve P (2014) Modeling the simultaneous evolution of resistance to ALS- and ACCase-inhibiting herbicides in barnyardgrass (*Echinochloa crus-galli*) in Clearfield® rice. *Weed Technol* 28:89–103
- Bell MS, Hager AG, Tranel PJ (2013) Multiple resistance to herbicides from four site-of-action groups in waterhemp (*Amaranthus tuberculatus*). *Weed Sci* 61:460–468
- Bensch CN, Horak MJ, Peterson D (2003) Interference of redroot pigweed (*Amaranthus retroflexus*), Palmer amaranth (*A. palmeri*), and common waterhemp (*A. rudis*) in soybean. *Weed Sci* 51:37–43
- Colbach N, Chauvel B, Darmency H, Delye C, Le Corre V (2016) Choosing the best cropping systems to target pleiotropic effects when managing single-gene herbicide resistance in grass weeds. A blackgrass simulation study. *Pest Manag Sci* 72:1910–1925
- Ervin D, Jussaume R (2014) Integrating social science into managing herbicide-resistant weeds and associated environmental impacts. *Weed Sci* 62:403–414
- Gaines TA, Lorentz L, Figge A, Herrmann J, Maiwald F, Ott MC, Han H, Busi R, Yu Q, Powles SB (2014). RNA-Seq transcriptome analysis to identify genes involved in metabolism-based diclofop resistance in *Lolium rigidum*. *Plant J* 78:865–876
- Gould F, Brown ZS, Kuzma J (2018) Wicked evolution: can we address the sociobiological dilemma of pesticide resistance? *Science* 360:728–732
- Green JM (2014) Current state of herbicides in herbicide-resistant crops. *Pest Manag Sci* 70:1351–1357
- Harker KN, O'Donovan JT, Turkington TK, Blackshaw RE, Lupwayi NZ, Smith EG, Johnson EN, Pageau D, Shirliffe SJ, Gulden RH, Rowsell J,

- Hall LM, Willenborg CJ (2016) Diverse rotations and optimal cultural practices control wild oat (*Avena fatua*). *Weed Sci* 64:170–180
- Heap I (2014) Global perspective of herbicide-resistant weeds. *Pest Manag Sci* 70:1306–1315
- Heap I (2019) The International Survey of Herbicide Resistant Weeds. <http://www.weedscience.org>. Accessed: April 12, 2019
- Heap I, Knight R (1986) The occurrence of herbicide cross-resistance in a population of annual ryegrass, *Lolium rigidum*, resistant to diclofop-methyl. *Aust J Agr Res* 37:149–156
- Hillocks RJ (2012) Farming with fewer pesticides: EU pesticide review and resulting challenges for UK agriculture. *Crop Prot* 31:85–93
- Liu C, Bridges ME, Kaundun SS, Glasgow L, Owen MDK, Neve P (2017) A generalised individual-based algorithm for modelling the evolution of quantitative herbicide resistance in arable weed populations. *Pest Manag Sci* 73:462–474
- Ma R, Kaundun SS, Tranel PJ, Riggins CW, McGinness DL, Hager AG, Hawkes T, McIndoe E, Riechers DE (2013) Distinct detoxification mechanisms confer resistance to mesotrione and atrazine in a population of waterhemp. *Plant Physiol* 163:363–377
- McDougall P (2016) The Cost of New Agrochemical Product Discovery, Development and Registration in 1995, 2000, 2005–8 and 2010–2014. R&D Expenditure in 2014 and Expectations for 2019. A Consultancy Study for CropLife International, CropLife America and the European Crop Protection Association. Pathhead, UK: Phillips McDougall. 41 p
- Nakka S, Godar AS, Wani PS, Thompson CR, Peterson DE, Roelofs J, Jugulam M (2017) Physiological and molecular characterization of hydroxypyruvate dioxxygenase (HPPD)-inhibitor resistance in Palmer amaranth (*Amaranthus palmeri* S. Wats.). *Front Plant Sci* 8:555
- Nandula VK, Riechers DE, Ferhatoglu Y, Barrett M, Duke SO, Dayan FE, Goldberg-Cavalleri A, Tétard-Jones C, Wortley DJ, Onkokesung N, *et al.* (2019) Herbicide metabolism: crop selectivity, bioactivation, weed resistance, and regulation. *Weed Sci* 67:149–175
- Neve P, Busi R, Renton M, Vila-Aiub MM (2014) Expanding the eco-evolutionary context of herbicide resistance research. *Pest Manag Sci* 70:1385–1393
- Norsworthy JK, Griffith G, Griffin T, Bagavathiannan M, Gbur EE (2014) In-field movement of glyphosate-resistant Palmer amaranth (*Amaranthus palmeri*) and its impact on cotton lint yield: evidence supporting a zero-threshold strategy. *Weed Sci* 62:237–249
- Norsworthy JK, Ward SM, Shaw DR, Llewellyn RS, Nichols RL, Webster TM, Bradley KW, Frisvold G, Powles SB, Burgos NR (2012) Reducing the risks of herbicide resistance: best management practices and recommendations. *Weed Sci* 60:31–62
- Owen MD, Beckie HJ, Leeson JY, Norsworthy JK, Steckel LE (2014) Integrated pest management and weed management in the United States and Canada. *Pest Manag Sci* 71:357–376
- Page ER, Cerrudo D, Westra P, Loux M, Smith K, Foresman C, Wright H, Swanton CJ (2012) Why early season weed control is important in maize. *Weed Sci* 60:423–430
- Renton M, Busi R, Neve P, Thornby D, Vila-Aiub M (2014) Herbicide resistance modelling: past, present and future. *Pest Manag Sci* 70:1394–1404
- Steckel LE, Sprague CL (2004) Common waterhemp (*Amaranthus rudis*) interference in corn. *Weed Sci* 52:359–364
- Swanton CJ, Chandler K, Shrestha A (1999) Weed seed return as influenced by the critical weed-free period in corn (*Zea mays* L.). *Can J Plant Sci* 79: 165–167
- Thornby D, Werth J, Hereward J, Keenan M, Chauhan B (2018) Herbicide resistance evolution can be tamed by diversity in irrigated Australian cotton: a multi-species, multi-herbicide modelling approach. *Pest Manag Sci* 74: 2363–2375
- [USDA] U.S. Department of Agriculture (2018) The PLANTS Database. Greensboro, NC: National Plant Data Team. <http://plants.usda.gov>. Accessed: August 17, 2018
- Vats S (2015) Herbicides: history, classification and genetic manipulation of plants for herbicide resistance. Pages 153–192 in Lichtfouse E
- Walsh MJ, Broster JC, Schwartz-Lazaro LM, Norsworthy JK, Davis AS, Tidemann BD, Beckie HJ, Lyon DJ, Soni N, Neve P, Bagavathiannan MV (2018) Opportunities and challenges for harvest weed seed control in global cropping systems. *Pest Manag Sci* 74:2235–2245
- West AM, Altieri AL, Cryer SA (2018) Generalized management strategies to delay herbicide resistance: a simulation approach. *Weed Sci* 66:530–539
- Wilensky U (1999) NetLogo. Evanston, IL: Center for Connected Learning and Computer-Based Modeling, Northwestern University. <http://ccl.northwestern.edu/netlogo>. Accessed: May 15, 2018
- Woodyard AJ, Hugie JA, Riechers DE (2009) Interactions of mesotrione and atrazine in two weed species with different mechanisms for atrazine resistance. *Weed Sci* 57:369–378
- Yu Q, Powles S (2014) Metabolism-based herbicide resistance and cross-resistance in crop weeds: a threat to herbicide sustainability and global crop production. *Plant Physiol* 166:1106–1118