



## **Initiation of Absconding-Swarm Emigration in the Social Wasp *Polybia occidentalis***

Authors: Sonnentag, Peter J., and Jeanne, Robert L.

Source: Journal of Insect Science, 9(11) : 1-11

Published By: Entomological Society of America

URL: <https://doi.org/10.1673/031.009.1101>

---

BioOne Complete ([complete.BioOne.org](https://complete.BioOne.org)) is a full-text database of 200 subscribed and open-access titles in the biological, ecological, and environmental sciences published by nonprofit societies, associations, museums, institutions, and presses.

Your use of this PDF, the BioOne Complete website, and all posted and associated content indicates your acceptance of BioOne's Terms of Use, available at [www.bioone.org/terms-of-use](https://www.bioone.org/terms-of-use).

Usage of BioOne Complete content is strictly limited to personal, educational, and non - commercial use. Commercial inquiries or rights and permissions requests should be directed to the individual publisher as copyright holder.

---

BioOne sees sustainable scholarly publishing as an inherently collaborative enterprise connecting authors, nonprofit publishers, academic institutions, research libraries, and research funders in the common goal of maximizing access to critical research.



## Initiation of absconding-swarm emigration in the social wasp *Polybia occidentalis*

Peter J. Sonnentag<sup>1</sup> and Robert L. Jeanne<sup>2</sup>

Department of Entomology, University of Wisconsin, Madison, WI 53706

### Abstract

When a colony of the swarm-founding social wasp *Polybia occidentalis* loses its nest to severe weather or predation, the adult population evacuates and temporarily clusters on nearby foliage. Most of the adults remain inactive in the cluster, while foragers bring in nectar and scout wasps search the surrounding area for a new nesting site. After several hours, the scouts stimulate the rest of the swarm to leave the cluster and follow their pheromone trail to the chosen site. How scouts communicate to their swarm-mates that a site has been chosen and how they induce the swarm to depart are unknown. Video records of six Costa Rican swarms were used to quantitatively document changes in the frequencies of social behaviors leading to swarm departure. This was accomplished by going backward through the video record and following the behavior of individuals prior to their departure. Analysis of the behavior of scouts and inactive wasps indicated an increase in the frequency with which scouts bump into inactive wasps prior to swarm departure, as well as a shift in the behavior of inactive wasps from primarily receiving bumps to bumping others before departure. Thus, bumping is propagated by recently activated individuals before they take off. These observations suggest that not only is bumping an activation stimulus that causes swarm members to depart for the new nest site, but it is contagious, leading to its amplification throughout the swarm.

**Keywords:** Behavior, Costa Rica, tropical wasp, dispersal, house-hunting, amplification, contagion

**Correspondence:** <sup>1</sup>pjsonnentag@uwalumni.com, <sup>2</sup>jeanne@entomology.wisc.edu

**Received:** 8 July 2007 | **Accepted:** 14 February 2008 | **Published:** 6 April 2009

**Copyright:** This is an open access paper. We use the Creative Commons Attribution 3.0 license that permits unrestricted use, provided that the paper is properly attributed.

**ISSN:** 1536-2442 | Vol. 9, Number 11

#### Cite this paper as:

Sonnentag PJ, Jeanne RL. 2009. Initiation of absconding-swarm emigration in the social wasp *Polybia occidentalis*. 11 pp. *Journal of Insect Science* 9:11, available online: [insectscience.org/9.11](https://insectscience.org/9.11)

## Introduction

In social insects that initiate colonies by means of swarming, three organizational challenges must be faced when swarms disperse. The first is that a subset of the population, the scouts, must find and agree upon a suitable nest site. Second, the scouts must induce the rest of the colony to leave for the new site. Finally, scouts must guide the migrating swarm of adults to the new site. The process has been best studied in the honey bee, *Apis mellifera*. Scout bees leave the temporary cluster to search for potential nesting sites. After several hours or days, a single site is agreed upon based on quorum sensing by scouts; that is, scouts favor a site at which they observe a sufficient number of other scouts visiting (Seeley and Visscher 2004). Once a site is selected, scouts return to the swarm and prepare it for liftoff by rapidly running over the clustered bees and piping (producing short, rising sound pulses) (Seeley and Tautz 2001). The actual liftoff of the swarm, however, is triggered by buzz running, wherein excited bees run in zigzag patterns while pushing their way through the cluster and occasionally buzzing the wings (Lindauer 1955; Esch 1967; Seeley and Tautz 2001). Within a few minutes, the entire swarm takes to the air and is then guided by scouts, which streak through the flying swarm in the direction of the new nest site (Beekman et al. 2005).

Much less is known about the emigration process in swarm-founding social wasps. Best studied in this regard is the Neotropical species *Polybia occidentalis*. In Guanacaste, Costa Rica, reproductive swarms typically depart from the natal nest at the end of the wet season (Forsyth 1978; Jeanne 1999). Absconding swarms, however, may be produced at any time as a result of brood-raiding by ants (Bouwma et al. 2007) or when a nest is damaged beyond repair by a vertebrate predator, severe weather, or accident. The entire adult population abandons the nest, at first scattering widely, but within 30 minutes coalescing into a single dense cluster on a leafy twig near the nest (Bouwma et al. 2000, 2003). Scouts then begin to explore the surrounding area for a suitable nesting site (Bouwma et al. 2003). Scouts appear to be drawn from the ranks of foragers (Forsyth 1981; West-Eberhard 1982). They inspect several sites at first, but within a day or so narrow the choices to one. After the scouts have reinforced their trail to the chosen nest site by leaving pheromone spots on leaves, they induce the other wasps in the cluster to follow the trail (Jeanne 1975; Naumann 1975). Unlike in honey bees, the clustered individuals of *P. occidentalis* leave their resting site one by one over a period of 10 to 30 minutes and follow the trail individually (Jeanne 1981a; PJS, personal observation). If there are males in the swarm, they remain behind (Bouwma et al. 2000). Upon arrival at the new site, workers immediately begin construction of the new nest (Jeanne and Bouwma 2002).

Still unknown is how the scouts communicate to the cluster that a site has been chosen and how they stimulate inactives to leave for the new site. Here, for *Polybia occidentalis*, we describe the behavior of wasps on the swarm cluster during the period leading up to and including liftoff. The mean frequency with which scouts bump others in the swarm was found to increase as the departure approaches and that wasps in the cluster shift their behavior from inactivity and receiving bumps to moving over the cluster and bumping others before taking off. This is the first detailed, quantitative study of pre-emigration swarm behavior for a social wasp and the first systematic study done on multiple swarms of the same species.

## Methods

### Location

The study was conducted at Las Pumas, a private estate 5 km west of Cañas, Guanacaste, Costa Rica (10°25'N, 85°7'W). Cañas is located in the tropical dry forest life zone and has a wet season extending from May into November. Much of the native vegetation at the site was replaced by pasture, but tropical dry-forest species were still represented. The colonies used in this study nested in trees and shrubs.

### Swarming and videotaping

The study site consisted of a pasture containing a scattering of low trees, predominantly *Guazuma ulmifolia* (Sterculiaceae). Active nests of *P. occidentalis* were moved into this area for ease of observation. The twig bearing the nest was cut and carried to the study site, where it was spring-clipped to a low twig in a tree in the pasture. Each translocation was done after dark to ensure that all adult wasps remained inside the nest.

The day following the move, the colony was induced to swarm by dismantling the nest in mid-afternoon. This gave the absconding population time to coalesce into a single cluster, but not enough time to find and move to a new nest site before dark. The size of the swarm was determined using a highly accurate predawn census technique described elsewhere (Bouwma et al. 2000). After the swarm had re-clustered following the census, its supporting twig was cut and spring-clipped to a wooden board (30 cm wide x 22.5 cm high) mounted vertically on a tripod and placed in the shade of the tree near where the swarm had re-clustered. We coaxed the swarm from its twig and onto the board by carefully removing one leaf at a time (Figure 1). With the removal of the last bit of twig, the swarm formed a cluster no more than two wasps deep on the board. At this point we began videotaping the swarm, using a digital camcorder (Sony DCHC1000) zoomed so that the board almost filled the LCD screen of the camcorder. Videotaping continued until the last wasp departed from the board. Behavioral



**Figure 1.** The swarm-observation board. Branch bearing the swarm has been spring-clipped to the board and leaves and twigs are being carefully removed one by one to coax wasps onto the flat surface for video recording of behavior.

data were taken by viewing the tapes on a digital video-cassette recorder (Sony DHR-1000). One swarm was studied in 1998 and five in 2005. An additional swarm on a twig was videotaped and the video reviewed to determine whether the behavior of unmanipulated swarms differed qualitatively from that of our manipulated swarms.

Preliminary study of the videotapes allowed the discrimination of three categories of individuals on the swarms. “Scouts” were defined as individuals that landed on the board and spent time ranging from a few seconds to several minutes walking or running over the clustered wasps, bumping into them, and stopping only occasionally and briefly to engage in trophallaxis before taking off again. “Foragers” landed on the board and moved more slowly over the clusters of inactives for up to several minutes at a time. They stopped frequently to engage in trophallaxis with both inactives and scouts, but did not exhibit bumping behavior. “Inactives” comprised the largely unmoving wasps clustered densely on the board. These constituted the majority of each swarm and presumably included queens, males, and younger workers. Despite

their designation, inactives did in fact become active shortly before departing, as we describe below.


The total number of wasps present on the board was determined every ten minutes by pausing the digital tape of the swarm and counting. This record was used as a measure of emigration progress against which scout behavior was compared. The beginning of emigration was defined as the start of the 10-minute sample period in which the number of wasps present on the board showed at least a 15% drop from the previous 10-min period.

All variables were plotted against time to reveal changes in behavior leading up to and through departure of the last wasp from the board.

### Behavior of scouts

In each swarm five scouts were sampled for detailed behavioral analysis every 20 minutes throughout the pre-emigration and emigration periods recorded on videotape. The scouts selected were the first to land in each of the first five consecutive minutes of each 20-minute period. For each scout the number of bumps it issued during its entire stay on the swarm was recorded. A bump was





defined as the butting of the head against any part of the body of another individual in the cluster (Figure 2). No attempt was made to discriminate “intentional” bumps from “incidental” bumps. From these data, bumping frequency (bumps per minute) was calculated for each scout and the mean computed for each set of five scouts. In addition to sampling individual scout behavior, overall scout activity level was quantified as the number of scouts landing on the board during the first five minutes of each 20-min interval.

### Behavior of inactives

To explore what might stimulate an inactive wasp to become active and depart, the pre-takeoff behavior of a sample of inactives was analyzed from each swarm. Wasps were selected for the sample by playing the videotape in reverse from the end of emigration and identifying individuals that were not only seen departing from the swarm, but remained clearly visible on the video screen for a full five minutes before departure. Fifty individuals were sampled in each swarm, taking care that they were distributed as uniformly as possible across the entire emigration period. Each selected individual was followed backwards on the tape for five minutes prior to its takeoff. The tape was then played forwards while scoring the behavior of the focal individual at each second up to takeoff. Scored behaviors fell into one of the following categories: inactive (unmoving), moving (walking on the board or cluster), bump received (bumped by another individual), bump given (focal individual bumps another individual), or trophallaxis (mouthpart-to-mouthpart contact with another wasp). Inactives were reliably distinguished from scouts and foragers by being present on the cluster and inactive five minutes before departure. Individuals identified as scouts or foragers were omitted, leaving 35–43 inactives in each sample.

For each swarm, the occurrences of each behavior were summed for all individuals for each one-second interval. These sums were then binned into five-second intervals for smoothing. The mean number of inactives performing each behavior in each five-second interval was calculated. Results are plotted against time as the proportion of inactives performing a given behavior (mean number of inactives performing the behavior divided by the number of inactives in the sample). This can be interpreted as the probability of an inactive’s engaging in that behavior in that time interval.

In addition, the total number of bumps given by the sample of inactives from each swarm was divided by the total number of bumps they received to yield a rate of propagation of bumping behavior in each swarm.

## Results

The population of wasps on the board rarely existed as one continuous cluster. Most of the time, from two to several dozen semi-distinct clusters were present, with a scattering of individuals on the outskirts of clusters and even fewer completely outside any cluster (Figure 1). After emigration began, clusters diminished in size as wasps became active and departed. After the breakup of a cluster of wasps, remaining individuals tended to either depart or join another cluster.

The variation in observation time among swarms (Table 1) is due in part to the differing times required to coax the wasps from their twig onto the board, and also to the varying times required by swarms to locate a new nest site and emigrate to it. The maximum numbers of wasps on the boards at any one time represented 53–67% of the total swarm population, as determined by the pre-dawn census (Table 1). After emigration began, 10–26

**Table 1.** Data on *Polybia occidentalis* swarms used in the present study.

	Swarm #						Mean
	1	2	3	4	5	6	
Predawn census	439	186	703	215	760	983	547.7
Maximum wasps on board	292	115	456	115	476	580	339.0
Fraction of wasps on board	0.67	0.62	0.65	0.53	0.63	0.59	0.61
Observation length (hr:min)	3:45	1:17	1:19	1:36	0:38	1:58	1:45
Emigration duration (hr:min)	0:15	0:26	0:10	0:16	0:10	0:18	0:15

Predawn census = direct count of wasps just prior to cluster formation  
Maximum wasps on board = greatest number of wasps observed on the board, based on periodic direct counts from videotapes  
Fraction of wasps on board = maximum wasps on board divided by predawn census  
Observation length = time from start of videotaping to departure of last wasp from board, in hours and minutes  
Emigration duration = time from start of emigration to departure of last wasp from board, in hours and minutes

minutes passed before the last wasp left the board (Figure 3).

**Behavior of scouts**

Because the camcorder was focused on the plane of the observation board, the videotapes revealed little about the flight paths of wasps as they arrived at and departed from the board. Hovering close to the clusters, which would have been visible on the tapes, was not observed. Once emigration began, visual observation of flying wasps in the greater vicinity of the board suggested that most of these were searching for the scent trail to the new nest site selected by the scouts.

Two patterns were observed with respect to scout behavior. First, the frequency of scout landings remained steady or increased slightly until after the emigration began, at which time landing frequencies decreased (Figure 3). An exception to this trend was swarm #2, in which scout landings continued to climb after the emigration began (Figure 3). The second pattern, observed in all six colonies, was that the rate of bumping by individual scouts steadily increased as emigration approached (Figure 3).

Since scouts were not individually marked, it is possible that on occasion the same scout was included more than once in our samples. However, because the high rates of landing by scouts (Figure 3) suggest that large numbers of scouts were active, we believe that the chance of repeat sampling of the same scout was small.

**Behavior of inactives**

Beginning five minutes before taking off, a typical inactive experienced a continually rising probability of being bumped by others (Figure 4). Approximately 100 seconds before takeoff the probability that the inactive was either moving or bumping others started to rise more steeply. At approximately 75 seconds before takeoff, the

probability of receiving a bump reached its peak value before dropping off dramatically due to its replacement by increasing probabilities of moving and of bumping others (Figure 4). Trophallaxis events were rare (0.5 – 5.4% of observations) and were not included in this analysis.

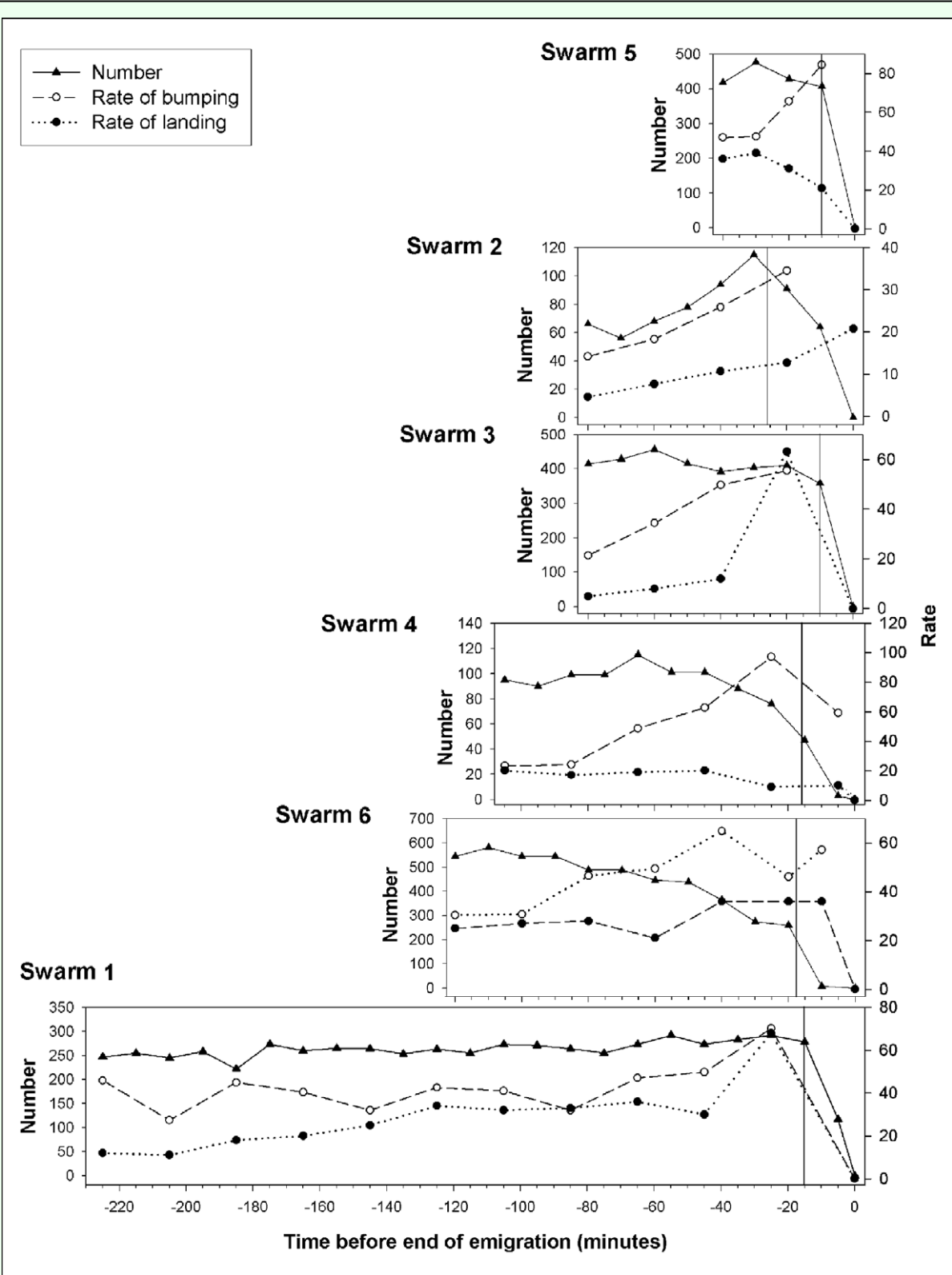
The mean rate of propagation of bumping by inactives (total bumps given divided by total bumps received for each swarm’s sample of inactives) was 0.63 (range across swarms: 0.44–0.84) (Table 2). Although the duration of emigration appears to decrease with increasing propagation rate (Figure 5), the slope of the regression did not significantly differ from zero ( $p = .18$ ). None of the patterns observed correlated with swarm size.

Viewing the videotape of the unmanipulated swarm on a twig did not reveal any behavior patterns in scouts or inactives that differed from those observed on the boards and reported here. In particular, in neither context were scouts seen burrowing their way through clusters or buzzing their wings as they moved over clustered wasps.

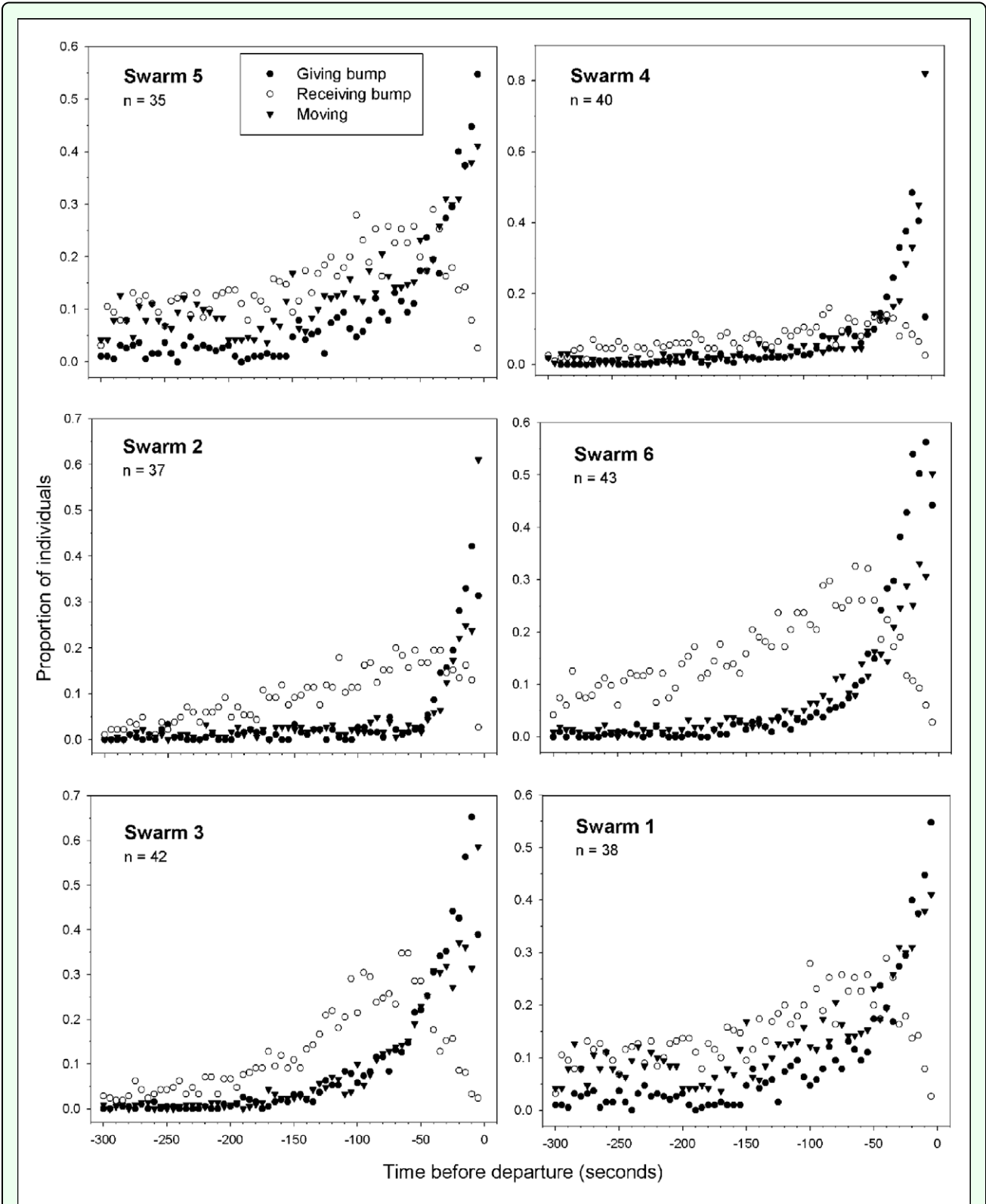
**Discussion**

Since the maximum counts of wasps present on the board were 53–67% of the pre-dawn censuses and since the mortality rate for the census method used is very small (Bouwma et al. 2000), it was concluded that at any time at least 33–47% of the swarm was actively engaged in either foraging for nectar or scouting for new nest sites. This range is a minimum because the counts on the board included all foragers and scouts that happened to be present at the instant the count was taken.

The increase in bumping frequency by individual scouts as emigration approached may reflect increased



**Figure 3.** Behavior of *Polybia occidentalis* scouts. Temporal patterns of scout activity up to and during the emigration of each swarm. The beginning of emigration in each swarm is represented by a vertical line. The end of emigration occurred at time = 0. Number = number of wasps on the board. Rate of landing = number of scouts landing per 5-min period. Rate of bumping = mean number of bumps given by scouts per min. Note that y-axes are scaled differently.



**Figure 4.** Pre-departure behavior of inactive *Polybia occidentalis*. Proportions of inactive wasps engaged in three activities during the five minutes (300 sec) prior to the departure of each individual in the sample. When proportions do not total 1.0, as at the left-hand ends of the plots, the remaining proportions are made up of non-moving individuals. Individuals' absolute departure times are all different, but are aligned (at time = 0) so as to show sample-wide patterns. Note that y-axes are scaled differently.



**Table 2.** Behavior of sampled *Polybia occidentalis* inactives.

	Swarm #						
	1	2	3	4	5	6	Mean
N	38	37	42	40	35	43	39.4
<i>Bumps received</i>							
Total	1694	1067	1599	853	601	2012	1304.3
Mean	44.6	28.8	38.1	21.3	17.2	46.8	33.1
SD	17.56	8.76	10.8	10.59	12.6	18.32	13.1
Minimum	20	12	9	6	5	17	11.5
Maximum	90	47	59	45	55	99	65.8
<i>Bumps given</i>							
Total	992	472	1099	719	399	1070	791.83
Mean	26.1	12.8	26.2	18.0	11.4	24.9	20.1
SD	18.14	9	15.23	10.63	12.39	13.95	13.22
Minimum	0	0	7	0	0	0	1.17
Maximum	73	38	64	39	60	58	55.33
Bumping propagation rate	0.59	0.44	0.69	0.84	0.66	0.53	0.61

N = number of inactive individuals whose behavior was analyzed from videotapes  
Total = number of bumps received/given by all inactives sampled; mean = total bumps/N  
SD = standard deviation of mean; minimum = minimum number of bumps received/given by an inactive in the sample  
Maximum = maximum number of bumps received/given by an inactive in the sample  
Bumping propagation rate = total bumps given divided by total bumps received

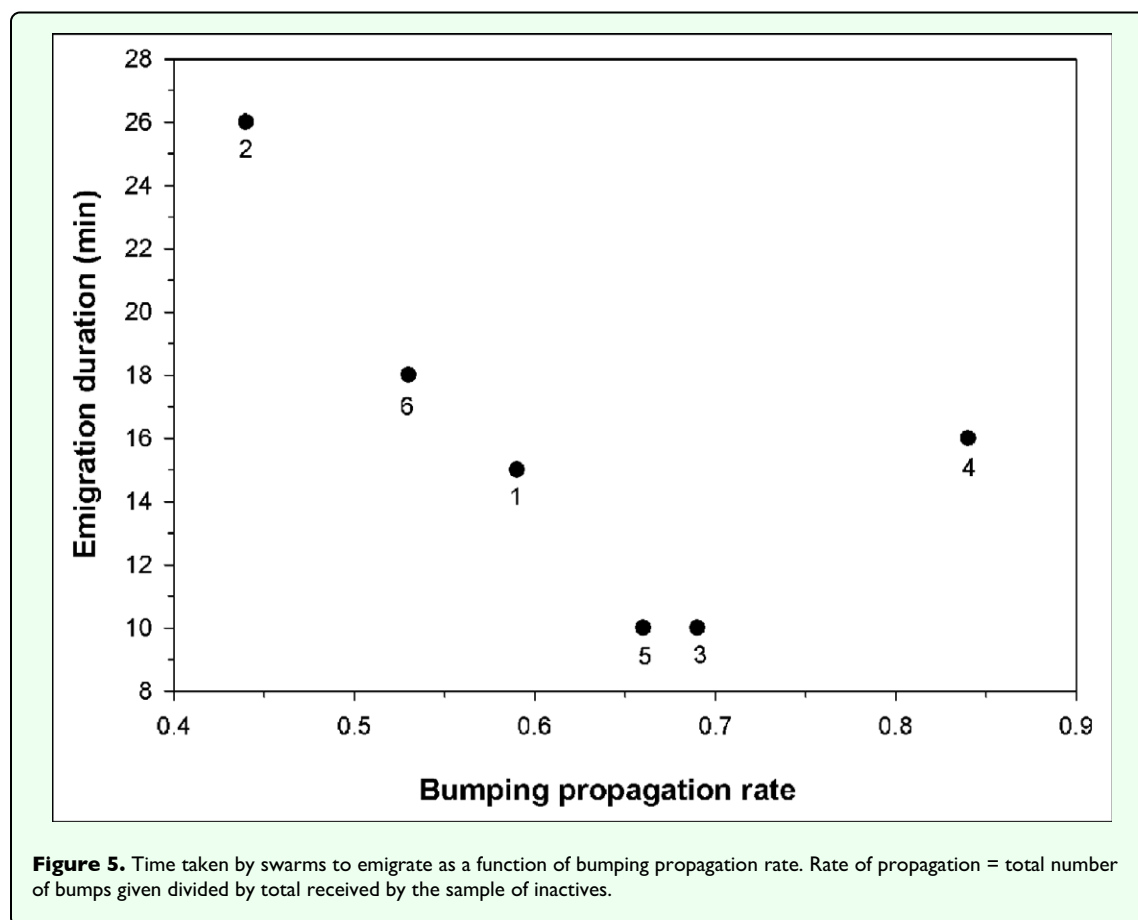
enthusiasm for a site just inspected. Another possibility is that the strengthening of the pheromone trail leading to the new site stimulates scouts to bump at higher rates. While a similar trend is seen for scout landing frequencies in some cases, the relationship is not as consistent as the increase in bumping rates by scouts. This may be due to the possibility that while many scouts continue to land on the cluster once a site is chosen, others may be occupied with visiting the site for longer periods of time or reinforcing the pheromone trail, but still bump more frequently when they do visit the cluster. This would account for the lack of a dramatic rise in number of scout landings, but the maintenance of a high frequency of bumping during departure.

The probability of an inactive’s receiving a bump peaked approximately 75 seconds before it took off. From this point on, the probabilities of receiving a bump, giving a bump, and moving total nearly 1.0, indicating that the typical individual has become fully activated. The most notable behavioral change observed in inactives, however, is that they go from being passive receivers of bumps to active producers of bumps before departing.

The short duration of emigration itself relative to how long scouts search for a new site indicates that emigration is a relatively brief and definable event in time. This in turn suggests that it is initiated by one or more cues or

signals. Several observations of both scouts and inactives suggest that bumping is a signal that stimulates inactive individuals to become active and take off. First, individual scouts bump inactive swarm-mates at an increasing rate as the emigration event approaches, as expected if scouts use bumping as a signal to activate the rest of the swarm once a nest site has been selected. Second, activation and departure by an inactive are preceded by an increasing rate of being bumped. Again, a marked increase in the number of bumps received before becoming active would be expected if bumps were an activation stimulus. Third, after becoming active, previously inactive individuals tend to bump others before departing. That is, bumping is contagious, leading to its amplification through the swarm. Amplification further supports the notion that bumping is an emigration signal.

These results suggest the following scenario for the initiation of emigration of the temporary cluster. When a scout has visited a high-quality site, perhaps evaluating its attractiveness based on quorum sensing, as in honey bees (Seeley and Visscher 2004), she lays down a pheromone trail on foliage between the site and the cluster (Forsyth 1981; Jeanne 1981a, 1991). Upon returning to the cluster, the scout physically bumps into and runs over inactive individuals at a higher rate than if she had not found a favorable site. This may have the effect of stimulating other scouts on the cluster at the time to follow the



trail. As more and more scouts visit the favorable site, the cluster will, as a result, receive much more bumping from the scout population. This increased rate of bumping causes the previously inactive individuals to become active, move, and propagate the signal by bumping others before departing to follow the pheromone trail to the new nest site. This hypothesis would be supported if activity among swarm members could be significantly increased experimentally by simulating bumping using models, or experimentally decreased by keeping scouts away from selected clusters on the swarm.

This scenario does not rule out the possibility that additional signals may be involved in this process. *Apoica pallens*, for example, apparently initiates emigration by releasing an airborne trail pheromone (Howard et al. 2002). In several species, including *P. occidentalis*, scouts or foragers have been observed to run rapidly, with wings buzzing, through groups of immobile wasps in clusters on the nest (Forsyth 1981). The effect is to break up these clusters, causing the inactive wasps to become active. Wing buzzing may be associated with pheromone release and dispersal. Pheromone release in other contexts on the nest is often accompanied by wing buzzing. An example is alarm-pheromone release in *P. occidentalis*, where the buzzing probably serves to disperse the chemical more quickly than by simple release (Jeanne 1981b). As stated above, no such wing buzzing was ever observed

during the run-up to emigration in our *P. occidentalis* swarms, either on our observation boards or on the twig. It is possible that wing buzzing, with or without accompanying pheromone release, may be a stronger stimulus than mere bumping and is used in *P. occidentalis* when preparing for emigration directly from the nest, but not from the temporary cluster sites used in this study. In other genera, however, wing buzzing does occur on temporary swarm clusters away from the nest (Jeanne 1975; Naumann 1975) and is sometimes accompanied by rapid lateral shaking of the gaster (West-Eberhard 1982). We tentatively conclude that there is little evidence that pheromones were involved in the stimulation of flight in the swarms that were studied.

Other behavior may also be involved in inducing swarm movement. Following nest damage, foragers/scouts of *P. occidentalis* perform 'loop flights,' described as "relatively slow flights or circular motion with the wasp usually facing the nest and looping in a radius of 0.5 to 2 meters from the nest" (Forsyth 1978: 94). It has been suggested that these flights stimulate wasps in the cluster to become active and take flight (West-Eberhard 1982), but there is little direct evidence for this. The increase in loop flights in the minutes before emigration, as reported for *P. raii* (West-Eberhard 1982) may be an effect of other causes of flight, such as bumping, rather than its direct cause. Slow flights around the swarm as emigration got underway did

occur in our swarms, but these were typically not close enough to clusters on the board to suggest that they could provide effective visual and/or chemical stimuli causing flight by inactives. Rather, it is likely that the slow, looping flights around the swarm are performed by non-scouts that have been activated to fly by bumping behavior and are now searching for emigration-trail scent marks left by the scouts. Nevertheless, the cause-effect relationships among the phenomena of bumping, wing-buzzing, and loop flights may differ among species and warrant more careful investigation.

Acceleration of the emigration process via the propagation of bumping by previously inactive wasps may be adaptive. Since wasps follow the emigration trail individually, the trail must be maintained long enough to ensure that all swarm members successfully reach the new site. Distributing some of the responsibility for stimulating inactives to depart onto the inactives themselves accelerates the process, thereby reducing the number of round trips the scouts must make to reinforce the pheromone trail leading to the new nest site. This in turn would reduce both the energy expended by scouts on flight and their risk of predation while en route. Further research will be necessary to determine if higher propagation rates translate into shorter emigration times.

Bumping behavior can be thought of as an activation signal, stimulating inactive individuals to become active and thus serving to regulate swarm emigration. Mechanical signals appear to regulate social activity in other contexts, as well. For example, biting behavior among workers of *P. occidentalis* stimulates foraging and thus plays a role in regulating task performance (O'Donnell 2001, 2006). Worker-on-worker vibration signals in *Apis mellifera* appear to have a similar effect (Hyland et al. 2007). Such signals may play a larger role in fine-tuning the regulation of social activities than has been recognized.

## Acknowledgments

We are extremely grateful to the Hagnauer family of Costa Rica for allowing us the opportunity to work on their property and for providing housing and logistical support during June of 2005. Peter Bouwma assisted in the field and Erik Nordheim and Peter Crump provided help with statistical analyses. We thank Ken Howard, Teresa León, Kevin Loope, Ben Taylor, Thomas Seeley, and two anonymous reviewers for helpful suggestions for improving the manuscript. This study was supported by a 2006–2007 Wisconsin Hilldale Undergraduate/Faculty Research Award and by the College of Agricultural and Life Sciences, University of Wisconsin-Madison.

## References

- Beckman M, Fathke RL, Seeley TD. 2005. How does an informed minority of scouts guide a honeybee swarm as it flies to its new home? *Animal Behaviour* 71: 161-171.
- Bouwma PE, Bouwma AM, Jeanne RL. 2000. Social wasp swarm emigration: Males stay behind. *Ethology Ecology and Evolution* 12: 35-42.
- Bouwma AM, Bouwma PE, Nordheim EV, Jeanne RL. 2003. Founding swarms in a tropical social adult wasp: Adult mortality, emigration distance, and swarm size. *Journal of Insect Behavior* 16: 439-452.
- Bouwma AM, Howard KJ, Jeanne RL. 2007. Rates of predation by scouting-and-recruiting ants on the brood of a swarm-founding wasp in Costa Rica. *Biotropica* 39: 719-724.
- Esch H. 1967. The sounds produced by swarming honey bees. *Zeitschrift für Vergleichende Physiologie* 56: 408-411.
- Forsyth AB. 1978. Studies on the behavioral ecology of polygynous social wasps. *PhD dissertation*. Harvard University, Cambridge, Massachusetts.
- Forsyth AB. 1981. Swarming activity of polybiine social wasps (Hymenoptera: Polybiini). *Biotropica* 13: 93-99.
- Howard KJ, Smith AR, O'Donnell S, Jeanne RL. 2002. Novel method of swarm emigration by the ctiponine wasp, *Apoica pallens* (Hymenoptera: Vespidae). *Ethology Ecology and Evolution* 14: 365-371.
- Hyland KM, Cao TT, Malechuk AM, Lewis LA, Schneider SS. 2007. Vibration signal behaviour and the use of modulatory communication in established and newly founded honeybee colonies. *Animal Behaviour* 73 (Part 3): 541-551.
- Jeanne RL. 1975. Behavior during swarm movement in *Stelopolybia areata* (Hymenoptera: Vespidae). *Psyche* 82: 259-264.
- Jeanne RL. 1981a. Chemical communication during swarm emigration in the social wasp *Polybia sericea* (Olivier). *Animal Behaviour* 29: 102-113.
- Jeanne RL. 1981b. Alarm recruitment, attack behavior, and the role of alarm pheromone in *Polybia occidentalis* (Hymenoptera: Vespidae). *Behavioral Ecology and Sociobiology* 9: 143-148.
- Jeanne RL. 1991. The swarm-founding Polistinae. In: Ross KG, Matthews RW, editors. *The Social Biology of Wasps*, pp. 191-231. Cornell University Press.
- Jeanne RL. 1999. Group size, productivity, and information flow in social wasps. In: Detrain C, Pasteels JM, Dencubourg JL, editors. *Information Processing in Social Insects*, pp. 3-30. Birkhäuser Verlag.
- Jeanne RL, Bouwma AM. 2002. Scaling in nests of a social wasp: A property of the social group. *The Biological Bulletin* 202: 289-295.
- Lindauer M. 1955. Schwarmbiene auf Wohnungssuche. *Zeitschrift für Vergleichende Physiologie* 37: 263-324.
- Naumann M. 1975. Swarming behavior: Evidence for communication in social wasps. *Science* 189: 642-644.

- O'Donnell S. 2001. Worker biting interactions and task performance in a swarm-founding eusocial wasp (*Polybia occidentalis*, Hymenoptera:Vespidae). *Behavioral Ecology* 12: 353-359.
- O'Donnell S. 2006. *Polybia* wasp biting interactions recruit foragers following experimental worker removals. *Animal Behaviour* 71: 709-715.
- Seeley TD, Tautz J. 2001. Worker piping in honey bee swarms and its role in preparing for liftoff. *Journal of Comparative Physiology* 187: 667-676.
- Seeley TD, Visscher PK. 2004. Quorum sensing during nest-site selection by honeybee swarms. *Behavioral Ecology and Sociobiology* 56: 594-601.
- West-Eberhard MJ. 1982. The nature and evolution of swarming in tropical social wasps (Vespidae, Polistinae, Polybiini). In: Jaisson P, editor. *Social Insects in the Tropics* 1, pp. 97-128. Université Paris-Nor