



Dynamics of Weedy Rice Soil Seedbank under Different Control Strategies in Italian Rice Fields: Survey and Model Study

Authors: Andres, André, Fogliatto, Silvia, Bastiaans, Lammert, and Vidotto, Francesco

Source: Weed Science, 69(5) : 575-584

Published By: Weed Science Society of America

URL: <https://doi.org/10.1017/wsc.2021.51>

BioOne Complete (complete.BioOne.org) is a full-text database of 200 subscribed and open-access titles in the biological, ecological, and environmental sciences published by nonprofit societies, associations, museums, institutions, and presses.

Your use of this PDF, the BioOne Complete website, and all posted and associated content indicates your acceptance of BioOne's Terms of Use, available at www.bioone.org/terms-of-use.

Usage of BioOne Complete content is strictly limited to personal, educational, and non - commercial use. Commercial inquiries or rights and permissions requests should be directed to the individual publisher as copyright holder.

BioOne sees sustainable scholarly publishing as an inherently collaborative enterprise connecting authors, nonprofit publishers, academic institutions, research libraries, and research funders in the common goal of maximizing access to critical research.

Special Issue Article

Cite this article: Andres A, Fogliatto S, Bastiaans L, Vidotto F (2021) Dynamics of weedy rice soil seedbank under different control strategies in Italian rice fields: survey and model study. *Weed Sci.* **69**: 575–584. doi: [10.1017/wsc.2021.51](https://doi.org/10.1017/wsc.2021.51)

Received: 26 February 2021

Revised: 21 June 2021

Accepted: 24 July 2021

First published online: 30 July 2021

Associate Editor:

Nilda Roma-Burgos, University of Arkansas

Keywords:

Clearfield® rice; crop rotation; imidazolinones; herbicide resistance; monoculture; red rice

Author for correspondence:

Silvia Fogliatto, Dipartimento di Scienze Agrarie, Forestali e Alimentari, Università degli Studi di Torino, Largo P. Braccini 2, 10095 Grugliasco (TO), Italy.
Email: silvia.fogliatto@unito.it

Dynamics of weedy rice soil seedbank under different control strategies in Italian rice fields: survey and model study

André Andres¹ , Silvia Fogliatto² , Lammert Bastiaans³  and Francesco Vidotto² 

¹Researcher, Embrapa Clima Temperado, Terras Baixas Experimental Station, Pelotas-RS, Brazil; ²Researcher and Associate Professor, Dipartimento di Scienze Agrarie, Forestali e Alimentari, Università degli Studi di Torino, Grugliasco (TO), Italy and ³Associate Professor, Centre for Crop Systems Analysis, Wageningen University & Research, Wageningen, The Netherlands

Abstract

The abundance of weedy rice (*Oryza sativa* L.) in the soil seedbank was estimated in 2011 in Italian rice (*Oryza sativa* L.) fields with different histories of imidazolinone-resistant Clearfield® rice varieties (CL), non-Clearfield® varieties (NCL), and planting methods. A model was used to predict weedy rice seedbank dynamics over time under different control strategies. Soil samples were taken from 50 rice fields cultivated with CL varieties consecutively for 0, 1, 2, or 3 yr, and weedy rice seedbank data were used in a model considering eight scenarios: (A) rice monoculture with CL and NCL varieties in alternate years; (B) 2 yr of CL, followed by 1 yr with NCL; (C) 3 yr of CL followed by 1 yr of NCL; (D) rice monoculture with only CL; (E) rice monoculture with only NCL; (F) 2 yr of CL followed by 1 yr of rotation with another crop (CR), and then by an additional year with NCL; (G) 1 yr of CR followed by 2 yr of CL, and then by 1 yr of NCL; (H) 2 yr of CR followed by 2 yr of CL. The weedy rice seedbank exceeded 1,000 seeds m⁻² in the surveyed fields with no significant differences between rice planting methods. Highest densities were found in fields cultivated for 1 yr with CL varieties. Simulations indicated that where CL varieties were used in rice monoculture, the susceptible weedy rice seedbank was gradually reduced, producing a depletion after 17, 13, 11, and 9 yr in scenarios A, B, C, and D, respectively. The weedy rice seedbank increased in NCL monoculture (E) and declined significantly in crop rotation scenarios (F, G, H). The simulations indicated that the introduction of crop rotation is crucial for obtaining a relatively fast reduction of weedy rice seedbank and delaying the evolution of herbicide-resistant populations.

Introduction

Weedy rice (*Oryza sativa* L.), also commonly referred to as “red rice” due to its red grain pericarp, is a noxious weed classified as a rice (*Oryza sativa* L.) companion weed worldwide (Fogliatto et al. 2020; Nadir et al. 2017). Weedy rice infestation began its significant global spread after the shift from rice transplanting to direct seeding, which was fueled by water scarcity and the high labor costs associated with hand or mechanical weeding (Ferrero et al. 2020; Ziska et al. 2015). Weedy rice is characterized by a high genetic divergence that results in morphological and phenological differences across populations with specific traits which contribute to their weediness (Fogliatto et al. 2011, 2012; Grimm et al. 2020; Kanapeckas et al. 2018).

Several effective weed control tools are currently available for irrigated rice. However, some weeds, such as weedy rice, are particularly recalcitrant and can escape control and produce seeds (Davis et al. 2012; Kraehmer et al. 2016; Zhang et al. 2006). In rice, more than 70% to 80% of seeds are easily shed before and during rice harvest, with shedding also facilitated by rain and wind (Ferrero and Vidotto 1998; Nadir et al. 2017). A high weedy rice seed load forms a persistent soil seedbank, resulting in increased weedy rice infestation across many years (Chen et al. 2017; Kraehmer et al. 2016). Weedy rice seeds are also added to the soil seedbank through contaminated commercial or saved seed (Ferrero et al. 2020; Fogliatto et al. 2012; Rao et al. 2017).

Weedy rice seed load in fields may exceed 1,000 seeds m⁻² (Delouche et al. 2007; Marchezan et al. 2003; Zhang et al. 2014). Normally, seeds remain on the soil surface after shattering until the subsequent season (Fogliatto et al. 2020). Avoiding fall tillage may reduce the weedy rice soil seedbank, as it creates more opportunities for predation (birds, rodents, arthropods) and exposes seeds to harsh winter temperatures, resulting in loss of seed viability (Fogliatto et al. 2010, 2011; Rao et al. 2017; Zhang et al. 2019).

Weed seed burial into the soil profile can prolong seedbank viability, as temperature variations and water and gas exchanges are reduced beneath the surface (Chauhan 2012; Ghosh et al. 2017; Rao et al. 2017). An inverse relationship between weedy rice emergence rate and depth of seed burial has been found: seeds lying on the soil surface showed an emergence rate of about

© The Author(s), 2021. Published by Cambridge University Press on behalf of the Weed Science Society of America. This is an Open Access article, distributed under the terms of the Creative Commons Attribution licence (<http://creativecommons.org/licenses/by/4.0/>), which permits unrestricted re-use, distribution, and reproduction in any medium, provided the original work is properly cited.



51% as opposed to only about 13% at a depth of 10 cm (Vidotto and Ferrero 2000). Crop rotation has proved to be one of the most effective systems to reduce the evolution of a specialized, highly competitive weed flora and to control overall infestation levels (Ferrero et al. 2020; Kanatas 2020; Stein and Steinmann 2018). Previous studies found a significant decline in the weedy rice seedbank with rice rotation with non-flooded crops and application of an effective herbicide (Schermer et al. 2018; Ziska et al. 2015). Davis et al. (2012) have suggested that fallow programs coupled with soybean [*Glycine max* (L.) Merr.] rotation could provide 100% weedy rice control. However, in many rice areas, such as in Italy, crop rotation is seldom practiced because of poorly drained soils (Fogliatto et al. 2011). A recent survey conducted in the Italian rice area revealed that crop rotation was practiced only in 14% of the surveyed farms (Ferrero et al. 2020).

The introduction of imidazolinone (IMI)-resistant rice varieties and the use of IMI herbicides—patented as the Clearfield® rice technology (CL)—have resulted in good weedy rice control in rice POST (Ferrero et al. 2020). The herbicide for IMI-resistant rice varieties in Italy is imazamox; in other rice-growing areas of the world, imazethapyr, imazapyr, and imazapic are also labeled for CL rice (Sudianto et al. 2013). Acetolactate synthase (ALS)-inhibiting herbicides are a group of broad-spectrum herbicides that are also effective on weedy rice. This mechanism of action in association with the limited rotation of rice with other crops exerts a strong pressure for selection of ALS inhibitor-resistant weed populations (Durand-Morat and Nalley 2019). Indeed, cases of resistance have been confirmed in weedy rice (Fogliatto et al. 2019; Singh et al. 2017) and *Echinochloa* spp. (Dalazen et al. 2020; Serra et al. 2018; Vidotto et al. 2020). To mitigate this risk, IMI-resistant varieties have been introduced with restrictive stewardship guidelines, such as not planting CL rice in the same field for two consecutive years and practicing crop rotation (Lamichhane et al. 2017; Scarabel et al. 2012). A recent survey conducted in Italy revealed that about 63% of respondents used imazamox coupled with imazamox-resistant rice varieties (Ferrero et al. 2020). In the same study, about 45% of the respondents reported the occurrence of IMI-resistant weedy rice (Ferrero et al. 2020).

Recently, rice varieties resistant to the acetyl-CoA carboxylase-inhibiting herbicides (i.e., cycloxydim in Italy), patented as the Provisia® technology, have been introduced to better control weedy rice populations, in particular those that became resistant to the ALS-inhibiting herbicides (Dauer et al. 2018). However, the occurrence of weeds resistant to these herbicides can be anticipated. This study had two primary objectives: (1) to measure the weedy rice seed density in the soil seedbanks of rice fields with different histories of CL rice varieties and planting systems (drill seeding in dry fields or broadcast seeding in flooded fields) and (2) to predict weedy rice seedbank dynamics under different weed management scenarios over time, using a modeling approach. In particular, we determined the number of years required to obtain zero weedy rice seeds in the soil seedbank under various weed management systems using CL rice. The model simulated the evolution of the weedy rice seedbank in both the absence and presence of IMI-resistant weedy rice populations.

Materials and Methods

Weedy Rice in the Soil Seedbank

The study was conducted during spring 2011 in rice production areas of five Italian provinces (Alessandria, Biella, Novara,

Pavia, and Vercelli). The rice fields were chosen based on the number of years that CL rice varieties were planted consecutively (0, 1, 2, or 3 yr). The system of sowing rice for each field was also recorded. More than 50 fields of at least 1 ha each were sampled. Soil samples were collected in spring (April to May) after soil preparation and before field flooding and rice seeding. In each field, soil samples were taken from 15 different randomly selected locations using an 11-cm-diameter soil corer to a depth of 20 cm. Individual soil core samples from each zone were stored in plastic bags and kept in a 5 C refrigerated room to prevent seed germination before sample processing. Weedy rice seeds were extracted from each soil core independently, using equipment specifically constructed for this purpose (Figure 1). Weedy rice seeds were separated from soil by a high-pressure water wash. The seeds were then floated and separated from the water stream, first by a 2-mm-mesh sieve, and then by a 1-mm-mesh sieve. Seeds were counted in the laboratory. Seeds that were firm when pressed between the fingers were considered filled, while those that were soft or hollow were discarded. Each filled seed was de-hulled to determine pericarp coloration; red- or brown-colored seeds were classified as weedy rice seeds. The weedy rice seedbank density was expressed as number of seeds per square meter at a 20-cm depth.

Statistical Analyses

The weedy rice soil seedbank data showed a nonnormal distribution according to the Shapiro-Wilk test; therefore, the statistical analysis was based on nonparametric models. The fields were first grouped according to: (1) rice planting method (drill seeding in dry fields, broadcast seeding in flooded fields) and (2) number of consecutive years of CL rice cultivar (0, 1, 2, or 3 yr). The Mann-Whitney rank *U*-test, a nonparametric test that measures the differences between two independent groups of nonnormally distributed data, was used to compare the planting classes ($P \leq 0.05$). Classes of fields cultivated consecutively with different CL varieties were compared using the Kruskal-Wallis test, a nonparametric test that measures the differences among three or more independent samples of nonnormally distributed data. After the Kruskal-Wallis test, the medians were separated using the Mann-Whitney *U*-test with a Bonferroni adjustment. Statistical analyses were conducted using IBM SPSS Statistics v. 26 (IBM Corp., Armonk, NY, USA).

Prediction of Weedy Rice Seed Dynamics in the Soil Seedbank under Different Weed Management Strategies

To estimate the change in abundance of weedy rice in the rice field soil seedbank under different weed management scenarios, a mathematical model proposed by Spitters et al. (1989) was adopted. This competition model is based on hyperbolic regression equations and was proposed to describe maize (*Zea mays* L.) yield losses in relation to weed density. The model was chosen as it is suitable for predicting changes in weed seed populations in the soil (Spitters et al. 1989). This model was modified to predict weedy rice seedbank dynamics over time by considering estimated growth parameters of rice and weedy rice for plants both in pure stand and in competition. The model was applied by simulating separately the absence of resistance (all weedy rice plants are IMI susceptible) or presence of IMI-resistant weedy rice plants due to mutation and outcrossing between CL rice and weedy rice. In the second case, a mutation rate of 1×10^{-6} (Diggle and Neve 2001) was included every year in the model to calculate the number of IMI-resistant

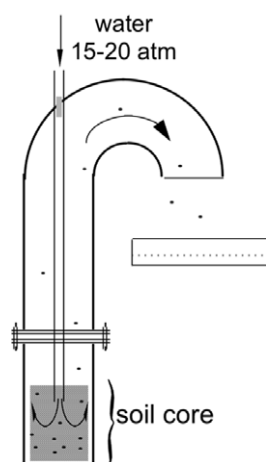


Figure 1. Seed extractor used to remove weedy rice seeds from the soil samples.

weedy rice seeds; an outcrossing rate of 5×10^{-5} (Shivrain et al. 2007) due to gene flow from CL rice to weedy rice was added to the mutation rate only in the years in which CL rice was planted. Gene flow from IMI-resistant weedy rice to IMI-susceptible weedy rice was not considered in the model.

The parameter values used as input in the model were determined from several sources: our studies, available literature, and personal experience. The model considered the following scenarios:

- Scenario A simulated rice monoculture with CL rice variety and non-CL rice variety (NCL rice) in alternate years. In CL rice, weedy rice control is based on the labeled IMI herbicide for CL rice, which had an estimated average efficacy of 98.5% against susceptible weedy rice (Bertucci et al. 2019; Burgos et al. 2008; Bzour et al. 2018; Marchesan et al. 2011; Rainbolt et al. 2004; Webster and Masson 2001), while a 0% efficacy against IMI-resistant seedlings was assumed. For NCL rice, it was assumed that the use of traditional practices, such as stale seedbed and preplant herbicides, had an average efficacy against weedy rice (regardless of whether it was susceptible or resistant to ALS inhibitors) of 90% (Bertucci et al. 2019; Ferrero et al. 1999).
- Scenario B simulated a 3-yr cycle of rice monoculture with two consecutive years of CL rice, followed by 1 yr with NCL rice. Herbicides and efficacy when CL and NCL rice were planted were the same as in scenario A.
- Scenario C simulated a 4-yr cycle of rice monoculture: three consecutive years of CL rice were followed by 1 yr of NCL rice. Herbicides and efficacy when CL and NCL rice were used were the same as in scenario A.
- Scenario D simulated rice monoculture with only CL rice. Weedy rice control was based on POST use of an ALS inhibitor registered for this technology, with the imazamox efficacy used in scenario A.
- Scenario E simulated rice monoculture with only NCL rice and the use of traditional practices for weedy rice control (average efficacy 90%, as in scenario A).
- Scenario F simulated introduction of crop rotation on a 4-yr cycle. Two consecutive years of CL rice were followed by 1 yr of a different crop (crop rotation: CR), and then by an additional year with NCL rice. For CL and NCL rice, the control strategy and simulated efficacy values were the same as in scenario A. Weedy rice control efficacy in CR was assumed to be 100%, both toward susceptible and IMI-resistant weedy rice (Davis et al. 2012; Scherner et al. 2018).

- Scenario G was similar to the 4-yr cycle of scenario F, but with different timing. A first year of CR was followed by 2 yr of CL rice, and then by 1 yr of NCL rice. Average efficacy values of weedy rice control methods were identical to those in scenario F.
- Scenario H simulated a 4-yr cropping cycle: 2 yr of CR were followed by 2 yr of CL rice. The parameters of weedy rice control were the same as in scenario F.

The parameters used in the model are listed in Table 1. The parameter values used in the simulations are defined in the following sections.

Initial Weedy Rice Seedbank ($WRSi$)

In this study we estimated that weedy rice soil seedbank ranged between 0 and 4,421 seeds m^{-2} for the soil layer from 0- to 20-cm deep. For the purpose of this simulation, the initial weedy rice seedbank was assumed to be at the highest level actually found in the field. Weedy rice seed emergence from 5 cm below the soil surface is negligible (Vidotto et al. 2001). The initial quantity of 4,421 seeds m^{-2} was, therefore, divided into four 5-cm depth segments, assuming that the seeds were evenly distributed across the 0- to 20-cm soil layer. It was also assumed that rice was seeded in no-tillage conditions, which means minimum seed movement down the soil profile.

Weedy Rice Emergence (E)

The mean emergence weedy rice rate was assumed to be 23.3% of the seeds present in the top 5-cm soil layer, as indicated by Vidotto et al. (2001). The number of seedlings per square meter ($N_{seedlings}$) was obtained by multiplying the weed seedbank ($WRSi$) and E (Equation 1):

$$N_{seedlings} = WRSi \times E \quad [1]$$

The weedy rice plants estimated to reach maturity (N_{weeds}) was calculated by multiplying the seedling number ($N_{seedlings}$) by weed control efficacy (K) (Equation 2). The parameter K was set according to the adopted weed control program: $K = 0.985$ (Bertucci et al. 2019; Burgos et al. 2008; Bzour et al. 2018; Marchesan et al. 2011; Rainbolt et al. 2004; Webster and Masson 2001) in the CL system, $K = 1$ (Davis et al. 2012; Scherner et al. 2018) in CR, and $K = 0.90$ (Bertucci et al. 2019; Ferrero et al. 1999) in fields of traditional weedy rice control.

$$N_{weeds} = N_{seedlings} \times (1 - K) \quad [2]$$

Weedy rice biomass m^{-2} (Y_{weed}) was calculated by applying the model proposed by Spitters et al. (1989) (Equation 3):

$$Y_{weed} = \frac{N_{weeds}}{B_{w0} + B_{ww} \times N_{weeds} + B_{wc} \times N_{PLc}} \quad [3]$$

Where N_{weeds} was the number of plants per square meter, B_{w0} the reciprocal of individual weedy rice biomass (plant g^{-1}), B_{ww} the intraspecific weedy rice biomass production expressed in terms of per-plant weight decrease with any plant added to the population ($m^2 g^{-1}$), B_{wc} the interspecific competition of the crop on the weed ($m^2 g^{-1}$), and N_{PLc} the crop plant number per area (plants m^{-2}) as determined in our previous study conducted on different Italian weedy rice populations (Andres et al. 2015). The number of weedy rice seeds produced per square meter (N_{prod_seed}) was determined as (Equation 4):

Table 1. Parameters used in the simulations of the dynamics of the weedy rice seedbank and their values.

Parameters	Adopted values	Units	References
Initial weedy rice seedbank (<i>WRSi</i>) in the 0- to 5-cm layer	1,105.3	seeds m ⁻²	This study (see Table 2)
Emergence (<i>E</i>)	23.3	%	Vidotto et al. 2001
Seed burial (<i>B</i>)	69.0	%	Massoni et al. 2013
Seed mortality (<i>M</i>)	73.2 (average of values reported in the literature)	%	Marchesan et al. 2003; Massoni et al. 2013; Noldin et al. 2006; Zhang et al. 2014
Weedy rice control (<i>K</i>)	Clearfield® system: 98.5 Crop rotation: 100.0 Traditional practices: 90.0	%	Bertucci et al. 2019; Burgos et al. 2008; Bzour et al. 2018; Davis et al. 2012; Ferrero et al. 1999; Marchesan et al. 2011; Rainbolt et al. 2004; Scherner et al. 2018; Webster and Masson 2001;
Crop plant number per area (<i>N_{PLC}</i>)	150.0	plants m ⁻²	Andres et al. 2015
Reciprocal of individual weedy rice biomass (<i>B_{w0}</i>)	1/63.8	plant g ⁻¹	Andres et al. 2015
Intraspecific weedy rice biomass production (<i>B_{ww}</i>)	1/878.4	m ² g ⁻¹	Andres et al. 2015
Interspecific weedy rice biomass production (<i>B_{wc}</i>)	1/878.4	m ² g ⁻¹	Andres et al. 2015
Individual seed weight: weedy rice (<i>SEED_w</i>)	0.01935	g seed ⁻¹	Andres et al. 2015
Individual seed weight: rice variety (<i>SEED_c</i>)	0.0250	g seed ⁻¹	Mongiano et al. 2018; Zhang et al. 2006; Embrapa, personal communication, 2013
Reproductive effort weedy rice (<i>RE_w</i>)	0.5 (seed biomass/above-ground biomass)	Ratio	Andres et al. 2015
Spontaneous <i>ALS</i> mutation rate	1 × 10 ⁻⁶	Number	Diggle and Neve 2001
Outcrossing rate from CL rice to weedy rice	5 × 10 ⁻⁵	Number	Shivrain et al. 2007

$$N_{\text{prod_seed}} = Y_{\text{weed}} \times RE_w SEED_w \quad [4]$$

where the weedy rice reproductive effort (RE_w) value was set to 0.5, and the individual weedy rice seed weight ($SEED_w$) was set to 0.01935 g on the basis of our previous study (Andres et al. 2015). RE_w and $SEED_w$ were the average values of 10 Italian weedy rice biotypes (5 awnless and 5 awned), which produced about 1,300 seeds plant⁻¹ at an infestation level of 16 plants m⁻² (Andres et al. 2015).

The annual input of seed (as number of seeds m⁻²) was calculated by multiplying weedy rice seed production ($N_{\text{prod_seed}}$) by seed burial (B) (Equation 5):

$$\text{Annual input} = N_{\text{prod_seed}} \times B \quad [5]$$

Seed burial (B) represents the proportion of seeds produced by weedy rice that actually becomes part of the seedbank. It also considers the weedy rice seeds that are removed from the fields during rice harvesting. For this study, B was assumed to be 0.69 (Massoni et al. 2013).

The annual output of weedy rice seed was determined by the product of the initial seedbank ($WRSi$) and the sum of weedy rice emergence (E) and mortality (M) (Equation 6).

$$\text{Annual output} = (E + M) \times WRSi \quad [6]$$

Mean seed mortality (M) was set as 0.732 in accordance with the findings of Marchesan et al. (2003), Noldin et al. (2006), Massoni et al. (2013), and Zhang et al. (2014).

The balance of weedy rice seed production after every growing season (ΔN_{seed}) was calculated as (Equation 7):

$$\Delta N_{\text{seed}} = \text{Annual input} - \text{Annual output} \quad [7]$$

Results and Discussion

Weedy Rice in the Soil Seedbank

A high weedy rice seed density of more than 1,000 seeds m⁻² was found in the seedbank of the fields surveyed. The weedy rice in the soil differed widely across sampled fields, ranging from 0 to 4,421 seeds m⁻² (data not shown). An average of 2.1 and 2.2 weedy rice seeds per soil sample (soil sample volume: 1,899.7 cm³), corresponding to a seedbank density of about 199 seeds m⁻² and 214 seeds m⁻², were found in drill-seeded dry fields and in broadcast-seeded flooded fields, respectively (Table 2). The weedy rice seedbank did not differ between drill-seeded flooded fields based on the Mann-Whitney test (P-value = 0.1425) (Table 2). However, in the weedy rice soil seedbank across years of consecutive cultivation of CL varieties, significant differences were found (Kruskal-Wallis test, P-value = 0.000) (Table 3). In particular, the highest weedy rice seed density was obtained in fields planted with CL rice for the first time, which contained about 3.7 seeds per soil sample, equivalent to about 351 seeds m⁻² (Table 3). We learned that many farmers plant CL rice in fields with a high infestation of weedy rice to control the weed. Thus, the soil seedbank would be high after only one season of planting CL rice. A similar result was found in a survey conducted on Italian rice fields in which the interviewed farmers declared that they decided to cultivate CL varieties in the fields with high weedy rice infestations because this technique was specifically developed to control this weed (Ferrero et al. 2020).

Table 2. Weedy rice seedbank density of surveyed rice fields ($n = 50$) averaged between drill-seeded rice in dry fields and broadcast-seeded rice in flooded fields.

Rice planting method	Number of soil samples (fields)	Weedy rice seedbank ^a	
		seeds per soil sample	seeds m ⁻²
Drill seeding in dry field	285 (19)	2.1 NS	199.0 NS
Broadcast seeding in flooded field	465 (31)	2.2	214.0

^aMann-Whitney *U*-test of the effect of rice planting method on the weedy rice seed number in Italian rice fields. NS: weedy rice seedbank means between the two rice planting methods were not significantly different as determined by Mann-Whitney *U*-test ($P = 0.1425$).

Table 3. The effect of the number of Clearfield® (CL) rice sequences (0–3) on weedy rice seed density in the soil seedbank of Italian rice fields surveyed ($n = 50$).

Consecutive years of CL rice cultivation	Number of soil samples (fields)	Weedy rice seedbank ^a	
		seeds per soil sample	seeds m ⁻²
0	345 (23)	1.6 a	154.0 a
1	225 (15)	3.7 b	351.2 b
2	150 (10)	1.3 a	127.0 a
3	30 (2)	1.7 a	161.5 a

^aWeedy rice seedbank values between the years sharing the same letter are not significantly different as determined by the Kruskal-Wallis test ($P = 0.000$).

In fields planted with CL rice for two or three consecutive years, the average weedy rice seedbank was reduced roughly 50% and thus was similar to that of fields with no history of IMI-resistant rice cultivation (Table 2). Even though only a few farmers cultivated CL varieties for more than 2 yr, this result supported those of other studies, wherein the weedy rice seedbank was not depleted even after three consecutive years of IMI-resistant rice cultivation (Burgos et al. 2008; Marchesan et al. 2011).

Prediction of Weedy Rice Dynamics in the Soil Seedbank under Different Weed Management Strategies

Monoculture Rice (scenarios A–E)

IMI-susceptible weedy rice. The CL rice system is estimated to have an average efficacy on weedy rice of 98.5% (Bertucci et al. 2019; Burgos et al. 2008; Bzour et al. 2018; Marchesan et al. 2011; Rainbolt et al. 2004; Webster and Masson 2001), while the efficacy of traditional NCL strategies is considered to be about 90% (Bertucci et al. 2019; Ferrero et al. 1999). Although these values might not seem extremely different, the simulations clearly show that the higher frequency of use of CL rice would result in larger reduction of the weedy rice seedbank (Table 4).

In scenarios A and B, which meet the stewardship for use of the CL rice system, the model estimates a fluctuation in the presence of weedy rice in the soil seedbank (Figure 2). During a period of 10 consecutive years of rice monoculture, in the case of weedy rice populations susceptible to imazamox, the model predicted a reduction of the number of weedy rice seeds, even though the seedbank was not fully depleted (weedy rice seed density after 10 yr: 19.5 seeds m⁻² and <1 seed m⁻² in A and B, respectively) (Figure 2). These results demonstrated that even when less restrictive stewardship guidelines are adopted in Italy, allowing for the use of the CL rice variety for up to two consecutive years, a substantial reduction of the weedy rice seedbank can be achieved, even though they are

insufficient to guarantee eradication of the weed (Burgos et al. 2008). The low levels of weedy rice in the seedbank estimated by the model were, in fact, sufficient to cause reinfestation, as suggested by Marchesan et al. (2011). In scenarios A and B, complete elimination of weedy rice seeds in the superficial soil layer (0 to 5 cm) would require 17 and 13 yr, respectively (Table 4; Figure 2). Scenario C, which also simulates a rice monoculture with three successive years of CL rice followed by a year of a conventional NCL variety, predicted a strong reduction in the weedy rice soil seedbank after a 10-yr period (a decline from 1,105.3 to <1.0 seeds m⁻²). Marchesan et al. (2011) and Burgos et al. (2008) reported similar trends. To achieve complete elimination of the weedy rice seedbank, the model predicts 11 yr of cultivation would be required in this scenario (with 3 yr of CL and 1 yr of NCL) (Table 4; Figure 2). Scenario D estimated the elimination of susceptible weedy rice in the seedbank after 9 yr of monoculture rice (Table 4). This scenario included the following conditions: continuous cultivation with only CL rice for all consecutive years at a 98.5% level of weedy rice control, no introduction of weedy rice seeds in commercial rice seeds, and essentially no provision for development of weedy rice plants resistant to ALS-inhibiting herbicides. Scenario E, in which traditional practices are applied to control weedy rice (e.g., stale seedbed, preseedling residual herbicides), the simulation failed to show any significant reduction in the IMI-susceptible weedy rice seedbank. This system reached equilibrium at a density of about 9,180 seeds m⁻² (Table 4). This high seed density was predicted based on a quite low efficacy level (90%), which can vary greatly between lower or higher values according to the chosen control techniques and the initial seedbank density in the field.

IMI-resistant weedy rice. When the simulations assumed an initial presence of resistance alleles in an unselected weed population (spontaneous mutations of the *ALS* gene) with a 1×10^{-6} frequency (Diggle and Neve 2001) and an outcrossing rate of a 5×10^{-5} between CL rice and weedy rice (Shivrain et al. 2007), the model predicted a significant growth of a resistant weedy rice population within 4 to 5 yr (Figure 3). In particular, in scenario D, this population can no longer be controlled with IMIs and will thus be responsible for high rice yield losses. Even though the species is mostly autogamous, repeated use of ALS inhibitors in the CL rice system in the same fields may contribute to development of IMI-resistant weedy rice, even at a small rate, as a result of outcrossing between the CL rice and susceptible weedy rice (Dauer et al. 2018; Goulart et al. 2012).

In Scenario A, in which CL rice was cultivated every other year, the IMI-resistant weedy rice increase was delayed, as the biggest increase in the number of seeds was observed after 6 yr, as opposed to the other scenarios, in which a strong seed increase was already predicted to occur between the fourth and fifth years (Figure 3). In scenario E, when an initial resistance level is assumed, no further increase of the resistant population is observed. The CL system is not used in traditional practices, resulting in an absence of selection pressure, as the control strategies are equally effective against plants susceptible and resistant to ALS-inhibiting herbicides (Table 4).

Plant density estimation. Based on earlier research, it has been established that a weedy rice density of about 3 to 4 plants m⁻² can cause a yield loss of about 10% (Vidotto et al. 2001). All scenarios with the CL system in rice monoculture (A–C) highlighted that weedy rice seed density decreased gradually throughout the

Table 4. Simulated weedy rice seedbank density after 10 yr of application of different management scenarios using Clearfield® (CL) rice (imidazolinone [IMI]-resistant CL rice variety), non-Clearfield® (NCL) rice (IMI-susceptible rice variety), traditional practices (mechanical and chemical control, without CL system), and rotation with a crop different from rice (CR).

Scenarios	Weed management (crop sequences) ^a	Weedy rice seedbank density (no. m ⁻²)				Years to reach the zero level seed ^f
		Initial ^b	IMI susceptible ^d	After 10 yr ^c		
				Resistant seeds	Susceptible seeds	
Use of monoculture						
A	1 CL rice/1 NCL rice	1,105.3	19.5	10,968.1	11.1	17
B	2 CL rice/1 NCL rice	1,105.3	<1.0	15,130.6	<1.0	13
C	3 CL rice/1 NCL rice	1,105.3	<1.0	15,490.8	0.0	11
D	Continuous CL rice	1,105.3	0.0	15,521.7	0.0	9
E	Traditional practices	1,105.3	9,182.0	<1.0	9,181.9	NR ^g
Use of crop rotation						
F	2 CL rice/1 CR/1 NCL	1,105.3	<1.0	827.3	<1.0	7
G	1 CR/2 CL rice/1 NCL	1,105.3	<1.0	1.4	0.0	14
H	2 CR/2 CL	1,105.3	<1.0	<1.0	0.0	15

^a1, 2, or 3 yr with CL rice variety followed by 1 yr traditional rice variety or crop rotation.

^bInitial weedy rice seedbank assessed in the present study.

^cTime of crop sequence.

^dIMI-susceptible: estimation of weedy rice seed density in absence of resistance occurrence due to mutation or outcrossing.

^eIMI-resistant: estimation of weedy rice seed density in case of occurrence of mutation and outcrossing.

^fnumber years to reach zero weedy rice seeds in soil seedbank in in absence of resistance occurrence due to mutation or outcrossing.

^gNR, zero level is never reached.

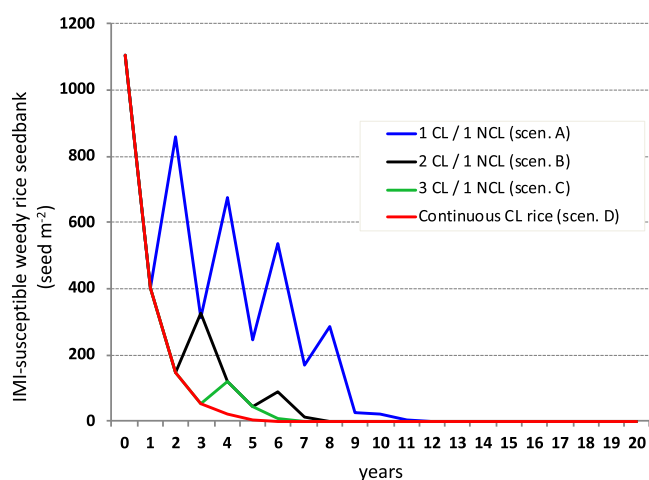


Figure 2. Simulated imidazolinone (IMI)-susceptible weedy rice seedbank dynamics under different weed control scenarios (A–D) in rice monocultures. Simulations assumed an initial seedbank density of 1,105 seeds m⁻². CL, Clearfield® rice varieties; NCL, non-Clearfield® varieties.

years in the presence of IMI-susceptible populations. In particular, scenario A required more years for weedy rice seed density reduction compared with the other scenarios that included CL and NCL rice planting. In fact, at an initial weedy rice seed density of 1,105.3 plants m⁻², it would take 11, 7, and 6 yr to reduce the seed density to 3 plants m⁻² (10% rice yield loss) under scenarios A, B, and C, respectively (data not shown).

In the case of IMI-susceptible weedy rice, in scenario A, after an 11-yr cropping sequence, fewer than 2 weedy rice seeds m⁻² were found in the soil seedbank; such a number of potentially emerged plants would have a small impact on crop yield (<4%). In scenario B, a 7-yr cultivation cycle of 2 yr of CL varieties and 1 yr of NCL are required to reach the point at which rice yield losses are kept to 10%. In scenario C, the simulation showed that a 6-yr cropping sequence, with 3 yr of CL varieties and 1 yr of NCL, were required

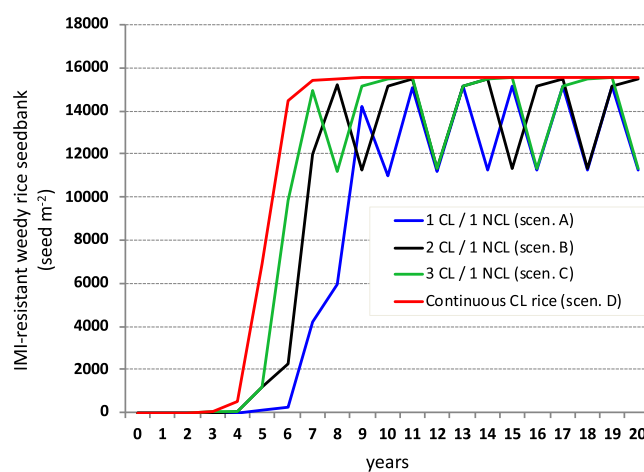


Figure 3. Simulated imidazolinone (IMI)-resistant weedy rice seedbank dynamics under different weed control scenarios (A–D) in rice monocultures. Simulations assumed an initial seedbank density of 1,105 seeds m⁻² with an initial frequency of resistant individuals of 1×10^{-6} and an outcrossing rate between Clearfield® (CL) rice and weedy rice of 5×10^{-5} only in the years in which CL rice was planted. NCL, non-Clearfield® varieties.

to reduce the level of weedy rice infestation from 1,105.3 to 9.4 seeds m⁻², which leaves just 2.2 weedy rice seedlings m⁻² in the rice field (Figure 2). At this rate, rice yield losses could reach 8%. Scenario D, with successive monoculture of CL rice, showed that the weedy rice density in the soil seedbank was reduced to 5.4 seeds m⁻² after 5 yr. This result equates to less than 2 new weedy rice seedlings m⁻² emerging from the soil seedbank and causes a far smaller impact on crop yield. Finally, in scenario E, which used traditional techniques to control weedy rice, there was no estimated weedy rice reduction in the soil seedbank. On the contrary, the seedling density grew following a sigmoidal curve, and density equilibrium was achieved at about 2,150 seedlings m⁻² (data not shown). In this simulation, even in the first year of the cropping sequence, more than 258 weedy rice seedlings m⁻² are estimated

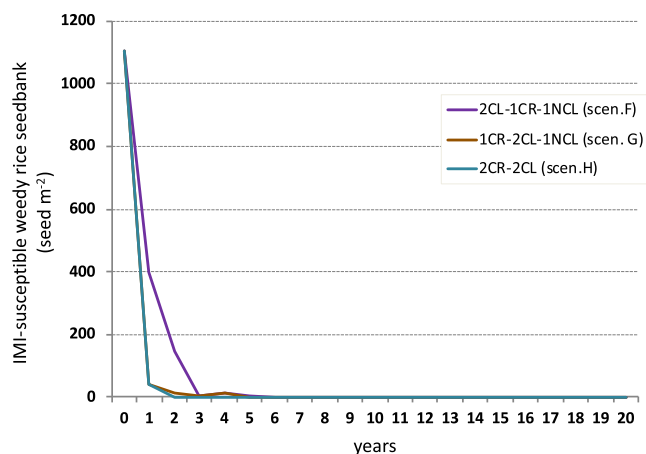


Figure 4. Simulated imidazolinone (IMI)-susceptible weedy rice seedbank dynamics under different weed control scenarios (F–H) of rice in crop rotation. Simulations assumed an initial seedbank density of $1,105 \text{ seeds m}^{-2}$. CL, Clearfield® rice varieties; NCL, non-Clearfield® varieties.

to emerge. The model predicted a seedling density of IMI-resistant weedy rice of about 3 plants m^{-2} after 5 yr of cultivation of CL and non-CL rice every other year (scenario A), while the same level of resistant weedy rice seedlings was attained after 3 yr in scenarios B, C, and D.

Rice and Crop Rotation (Scenarios F–H)

IMI-susceptible weedy rice. The inclusion of CR confers a great advantage to the CL rice system, because it not only eliminates weedy rice seedlings but also reduces the risk of occurrence of plants resistant to ALS-inhibiting herbicides (Singh et al. 2017; Sudianto et al. 2013). In simulations with CR strategies, in which 100% weedy rice control was set (Davis et al. 2012; Scherner et al. 2018), soil seedbank density was strongly reduced, in particular in the case of IMI-susceptible weedy rice (Table 4; Figure 4). Simulations inclusive of CR strategies showed strong IMI-susceptible weedy rice density reductions in the soil, reaching values after 3 yr from the start of the cropping sequence of about 5 seeds m^{-2} in scenarios F and G and even lower (less than 1 seed m^{-2}) in scenario H (Figure 4). However, complete depletion of susceptible weedy rice in the seedbank was not detected until about 7 yr of sequencing had been performed in the simulation with the best result (scenario F), while scenarios G and H necessitated about 14 and 15 yr, respectively, to completely deplete the seedbank (Table 4). Furthermore, the results highlighted that the crop sequence options that started with 1 or 2 yr of CR before CL rice (scenarios G and H) would best kill emerged seedlings and avoid replenishment of the soil seedbank compared with scenario F (Figure 4). This was particularly evident in the second and the third years of scenario G, in which the seedbank density was reduced approximately 10 times more than in scenario F. In scenario H, after the simulation of two successive years of CR, weedy rice presence in the soil seedbank was reduced from $1,105.3$ to 1.3 seed m^{-2} in the superficial soil layer. The estimated emergence rate (23.3%) used in this simulation (Vidotto et al. 2001), calculated a seedling density of about $0.3 \text{ plants m}^{-2}$ after 2 yr of rotation; such an infestation would result in yield loss below 1.5%. Additionally, the few seeds left in the soil seedbank could be controlled in the next crop sequences with 2 yr of CL rice. Under this scenario, the selection of resistant individuals (assuming in this case that there is no outcrossing between the CL cultivar and weedy rice) has low

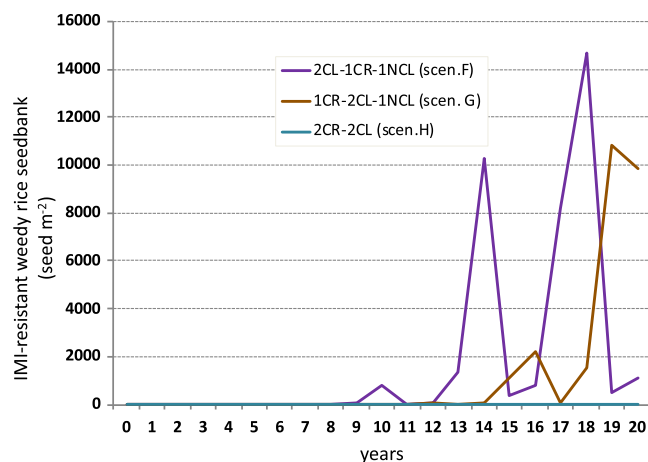


Figure 5. Simulated imidazolinone (IMI)-resistant weedy rice seedbank dynamics under different weed control scenarios (F–H) for rice in crop rotation. Simulations assumed an initial seedbank density of $1,105 \text{ seeds m}^{-2}$ with an initial frequency of resistant individuals of 1×10^{-6} and an outcrossing rate between Clearfield® (CL) rice and weedy rice of 5×10^{-5} only in the years in which CL rice was planted. NCL, non-Clearfield® varieties.

probability of occurrence, as both susceptible and resistant weedy rice populations are easily controlled in 2 out of 3 yr. A cautionary note came from comparison of scenarios G and H. While 2 yr of CR left 1.3 seed m^{-2} on the soil surface of the seedbank (scenario H), 1 yr left 14.2 seed m^{-2} on the soil surface (scenario G). This result is important in weedy rice seed dynamics, because it suggests a new potential for seed infestation in the next rice-growing season.

IMI-resistant weedy rice. In the case of IMI-resistant weedy rice, the number of weedy rice seeds using different CR sequences increased later compared with scenarios in which rice was cultivated in monoculture (Figures 2 and 5). In particular, in the case of rice monocropping, best results were obtained with scenario A, in which 1 yr of CL rice was followed by 1 yr of NCL rice (weedy rice began to increase in the seedbank after about 5 yr). Adopting CR, the worst result was obtained with scenario F, in which the weedy rice seed density started to increase significantly after about 10 yr. Starting the sequencing with 1 yr of CR (scenario G), the rise of IMI-resistant weedy rice was strong only after 14 yr from the beginning of the simulation (Figure 5). Scenario H, in which 2 yr of CR were alternated with 2 yr of CL rice, showed the best results, as already observed for IMI-susceptible weedy rice. In this case, an increase of resistant weedy rice was not observed (Figure 5).

Limitations of the Weedy Rice Seedbank Simulation

Our simulations did not consider weedy rice seedlings emerging from below 5 cm in the soil. These plants may, however, be capable of emerging later in the growing season and escaping herbicide activity, which will complicate the dynamics of emergence and survival of any particular weedy rice population (Olajumoke et al. 2016). It should be noted that our simulations assume that the efficacy of each control method adopted is constant over the years. In general, models dealing with seedbank dynamics are particularly sensitive to variations of efficacy-related parameters (Bagavathiannan et al. 2020; Vidotto et al. 2001; Zhang et al. 2014). In particular, slight variations around high values of efficacy (e.g., above 95%) may result in different patterns of seedbank

evolution (Zhang et al. 2014). Inclusion of stochasticity, rather than using fixed values, might overcome such problems. However, in this study, rather than exact predictions, simulations were mainly used for ranking the different control strategies, thereby providing insights that might help farmers to make decisions. Moreover, the efficacy of the control methods against different weedy rice populations can vary because of the high variability of the species, which makes some biotypes more adaptable to different environments and more competitive with the crop and less sensitive to control tools such as herbicides (Fogliatto et al. 2020, 2021; Mohd Hanafiah et al. 2020; Ziska et al. 2015). Frequent use of ALS-inhibiting herbicides in CL rice varieties can contribute to selection of resistant weedy rice populations (Bzour et al. 2018; Ruzmi et al. 2020; Scarabel et al. 2012; Sudianto et al. 2013). This selection pressure may lead to a higher number of IMI-resistant weedy rice plants as a consequence of outcrossing between the CL rice varieties and susceptible weedy rice or from repeated use of these herbicides on biotypes with a natural tolerance (Busconi et al. 2012; Bzour et al. 2018; Shivrain et al. 2009).

Implications for Weedy Rice Management

Rice monoculture simulations or crop rotation sequence effects on weedy rice seedbank density have practical implications for management of weedy rice in the soil seedbank (Zhang et al. 2014). The scenarios that estimate a lower incidence of weedy rice in the soil seedbank might result in higher rice yields. In contrast, the use of traditional techniques to control IMI-susceptible weedy rice might maintain high levels of weedy rice in the soil seedbank and negatively interfere with rice production.

Some weedy rice management scenarios did strongly affect weed presence, which in turn likely improved rice yield when crop rotation sequences were adopted. The sharp decrease in the weedy rice seedling numbers occurred only when crop rotation was inserted in the simulations. The estimates showed that, after adoption of crop rotation, a time period of 2 or 3 yr can be sufficient to contain rice yield losses to less than 10%. Observed changes in weedy rice seedbank abundance due to different strategies caused decreased seedling numbers in only those cases that included crop rotation. As noted earlier, the potential evolution and spread of weed herbicide resistance, in this case in weedy rice, might be avoided or delayed, but this will only occur with crop rotation (Scarabel et al. 2012; Zhang et al. 2014). In fact, our simulations showed that adoption of crop rotation for 2 yr before the use of CL rice varieties reduced weedy rice abundance. Previous studies have already confirmed linkages in the weedy rice soil seedbank density to crop systems and crop rotations (Burgos et al. 2008; Davis et al. 2012; Gao et al. 2020).

A previous simulation of weedy rice seedbank dynamics linked to different population densities in Chinese rice fields also highlighted that crop rotation is a key factor for weedy rice management and seedbank suppression (Dauer et al. 2018; Zhang et al. 2014). A study from Brazil underlined the importance of crop rotation to delay and reduce the occurrence of IMI-resistant weedy rice in CL rice (Kalsing et al. 2019). The study showed that IMI-resistant weedy rice was detected within 3 seasons following the cultivation of CL rice, while in the United States this occurred after 5 yr (Kalsing et al. 2019; Ziska et al. 2015). The later occurrence of resistant populations in the United States was explained by the widespread adoption of crop rotation (Kalsing et al. 2019).

These findings confirm the risk of applying a weed management strategy based on a single tool (as in the case of CL rice),

as its success is strictly related to the accuracy and efficacy of herbicide application, which in turn can be achieved only through the knowledge of the biological behavior and dynamics of weed growth in the field. As suggested by the CL stewardship guidelines, crop rotation should be applied in alternation with CL rice varieties, and great attention should be paid to those weeds escaping herbicide application, which should be removed to prevent gene flow from rice to weedy rice and to reduce seedbank input (Kalsing et al. 2019; Zhang et al. 2006).

From the results of the simulations, it appears that rotation with a different crop can be crucial for obtaining a satisfactory reduction of the weedy rice seedbank while hampering the selection of populations resistant to ALS-inhibiting herbicides. Further studies are needed to validate the used model for weedy rice seedbank dynamic prediction with data from different management conditions, including the alternation of IMI-resistant (CL) and graminiicide-resistant (Provisia[®]) rice varieties.

Acknowledgments. This research received no specific grant from any funding agency or the commercial or not-for-profit sectors. No conflicts of interest have been declared.

References

- Andres A, Fogliatto S, Ferrero A, Vidotto F (2015) Growth variability of Italian weedy rice populations grown with or without cultivated Rice. *Crop Sci* 55:394–402
- Bagavathiannan MV, Beckie HJ, Chantre GR, Gonzalez-Andujar JL, Leon RG, Neve P, Poggio SL, Schutte BJ, Somerville GJ, Werle R, Acker RV (2020) Simulation models on the ecology and management of arable weeds: structure, quantitative insights, and applications. *Agronomy* 10:1611
- Bertucci MB, Fogleman M, Norsworthy JK (2019) Efficacy of fall-applied residual herbicides on weedy rice control in rice (*Oryza sativa* L.). *Weed Technol* 33:441–447
- Burgos NR, Norsworthy JK, Scott RC, Smith KL (2008) Red rice (*Oryza sativa*) status after 5 years of imidazolinone-resistant rice technology in Arkansas. *Weed Technol* 22:200–208
- Busconi M, Rossi D, Lorenzoni C, Baldi G, Fogher C (2012) Spread of herbicide-resistant weedy rice (red rice, *Oryza sativa* L.) after 5 years of Clearfield rice cultivation in Italy: herbicide-resistant red rice in Italy. *Plant Biol* 14:751–759
- Bzour M, Zuki FM, Mispan MS (2018) Introduction of imidazolinone herbicide and Clearfield[®] rice between weedy rice control efficiency and environmental concerns (residues/resistance): a review. *Environ Rev* 26:181–198
- Chauhan BS (2012) Weedy rice (*Oryza sativa*) II. Response of weedy rice to seed burial and flooding depth. *Weed Sci* 60:385–388
- Chen S, Ge Q, Chu G, Xu C, Yan J, Zhang X, Wang D (2017) Seasonal differences in the rice grain yield and nitrogen use efficiency response to seedling establishment methods in the Middle and Lower reaches of the Yangtze River in China. *Field Crops Res* 205:157–169
- Dalazen G, Pisoni A, Bredemeier C, de Avila LA, Merotto A Jr (2020) Climate change scenarios increase the growth and resistance of barnyardgrass to imazethapyr. *Intl J Agric Biol* 24: 1469–1478
- Dauer J, Hulting A, Carlson D, Mankin L, Harden J, Mallory-Smith C (2018) Gene flow from single and stacked herbicide-resistant rice (*Oryza sativa*): modeling occurrence of multiple herbicide-resistant weedy rice. *Pest Manag Sci* 74:348–355
- Davis BM, Scott RC, Dickson JW (2012) Rotational options for reducing red rice (*Oryza sativa*) in Clearfield[®] rice production systems. Pages 155–160 in Norman RJ, Moldenhauer KAK, eds. B.R. Wells Rice Research Studies 2011. Fayetteville: Arkansas Agricultural Experiment Station
- Delouche JC, Burgos NR, Gealy DR, Zorrilla G, Labrada R (2007) Weedy Rices—Origin, Biology, Ecology and Control. FAO Plant Production and Protection Paper 188. Rome: Food and Agriculture Organization of the United Nations. 144 p

- Diggle AJ, Neve P (2001) The population dynamics and genetics of herbicide resistance—a modeling approach. Pages 61–99 in Powles SB, Shaner DL, eds. *Herbicide Resistance and World Grains*. New York: CRC
- Durand-Morat A, Nalley LL (2019) Economic benefits of controlling red rice: a case study of the United States. *Agronomy* 9:422
- Ferrero A, Fogliatto S, Barberi A, Vidotto F (2020) Relationship between weedy rice (*Oryza sativa*) infestation level and agronomic practices in Italian rice farms. *Weed Sci*, 10.1017/wsc.2020.85
- Ferrero A, Vidotto F (1998) Germinability after flowering, shattering ability and longevity of red rice seeds. Pages 205–211 in *Proceedings of the 6th Mediterranean Symposium EWRS*. Montpellier, France: EWRS
- Ferrero A, Vidotto F, Balsari P, Airoldi G (1999) Mechanical and chemical control of red rice (*Oryza sativa* L. var. *sylvatica*) in rice (*Oryza sativa* L.) pre-planting. *Crop Prot* 18:245–251
- Fogliatto S, Ferrero A, Vidotto F (2020) How can weedy rice stand against abiotic stresses? A review. *Agronomy* 10:1284
- Fogliatto S, Patrucco L, Milan M, Vidotto F (2021) Sensitivity to salinity at the emergence and seedling stages of barnyardgrass (*Echinochloa crus-galli*), weedy rice (*Oryza sativa*), and rice with different tolerances to ALS-inhibiting herbicides. *Weed Sci* 69:39–51
- Fogliatto S, Serra F, Patrucco L, Milan M, Vidotto F (2019) Effect of different water salinity levels on the germination of imazamox-resistant and sensitive weedy rice and cultivated rice. *Agronomy* 9:658
- Fogliatto S, Vidotto F, Ferrero A (2010) Effects of winter flooding on weedy rice (*Oryza sativa* L.). *Crop Prot* 29:1232–1240
- Fogliatto S, Vidotto F, Ferrero A (2011) Germination of weedy rice (*Oryza sativa*) in response to field conditions during winter. *Weed Technol* 25:252–261
- Fogliatto S, Vidotto F, Ferrero A (2012) Morphological characterisation of Italian weedy rice (*Oryza sativa*) populations. *Weed Res* 52:60–69
- Gao P, Zhang Z, Shen J, Mao Y, Wei S, Wei J, Zuo R, Li R, Song X, Qiang S (2020) Weed seed bank dynamics responses to long-term chemical control in a rice–wheat cropping system. *Pest Manag Sci* 76:1993–2003
- Ghosh D, Rathore M, Brahmachari K, Singh R, Kumar B (2017) Impact of burial and flooding depths on Indian weedy rice. *Crop Prot* 100:106–110
- Goulart ICGR, Matzenbacher FO, Merotto A (2012) Differential germination pattern of rice cultivars resistant to imidazolinone herbicides carrying different acetolactate synthase gene mutations: differential germination pattern of rice cultivars. *Weed Res* 52:224–232
- Grimm A, Sahi VP, Amann M, Vidotto F, Fogliatto S, Devos KM, Ferrero A, Nick P (2020) Italian weedy rice—a case of de-domestication? *Ecol Evol* 10:8449–8464
- Kalsing A, Goulart ICG dos R, Mariot CHP, Menezes VG, Matzenbacher F de O, Merotto A Jr (2019) Spatial and temporal evolution of imidazolinone-resistant red rice in “Clearfield” rice cultivations. *Pesqui Agropecuária Bras* 54: e00215
- Kanapeckas KL, Tseng T-M, Vigueira CC, Ortiz A, Bridges WC, Burgos NR, Fischer AJ, Lawton-Rauh A (2018) Contrasting patterns of variation in weedy traits and unique crop features in divergent populations of US weedy rice (*Oryza sativa* sp.) in Arkansas and California: trait variation in recent and long-established weedy rice. *Pest Manag Sci* 74:1404–1415
- Kanatas P (2020) Mini-review: the role of crop rotation, intercropping, sowing dates and increased crop density towards a sustainable crop and weed management in arable crops. *Agraarteadus/J Agric Sci* 31:22–27
- Kraehmer H, Jabran K, Mennan H, Chauhan BS (2016) Global distribution of rice weeds—a review. *Crop Prot* 80:73–86
- Lamichhane JR, Devos Y, Beckie HJ, Owen MDK, Tillie P, Messéan A, Kudsk P (2017) Integrated weed management systems with herbicide-tolerant crops in the European Union: lessons learnt from home and abroad. *Crit Rev Biotechnol* 37:459–475
- Marchesan E, Massoni PFS, Villa SCC, Grohs M, Avila LA de, Sartori GMS, Bruck RF (2011) Produtividade, fitotoxicidade e controle de arroz-vermelho na sucessão de cultivo de arroz irrigado no sistema Clearfield®. *Ciênc Rural* 41:17–24
- Marchezan E, Oliveira APBB, Avila LA, Bundt ALP (2003) Dinâmica do banco de sementes de arroz-vermelho afetado pelo pisoteio bovino e tempo de pouso da área. *Planta Daninha* 21:55–62
- Massoni PFS, Marchesan E, Grohs M, Roso R, Coelho LL, Machado SLO, Teló GM, Dal’Col Lúcio A (2013) Influência de manejos pós-colheita do arroz irrigado sobre o banco de sementes de arroz-vermelho. *Planta Daninha* 31:89–98
- Mohd Hanafiah N, Mispan MS, Lim PE, Baisakh N, Cheng A (2020) The 21st century agriculture: when rice research draws attention to climate variability and how weedy rice and underutilized grains come in handy. *Plants* 9:365
- Mongiano G, Titone P, Tamborini L, Pilu R, Bregaglio S (2018) Evolutionary trends and phylogenetic association of key morphological traits in the Italian rice varietal landscape. *Sci Rep* 8:13612
- Nadir S, Xiong H-B, Zhu Q, Zhang X-L, Xu H-Y, Li J, Dongchen W, Henry D, Guo X-Q, Khan S, Suh H-S, Lee DS, Chen L-J (2017) Weedy rice in sustainable rice production. A review. *Agron Sustain Dev* 37:46
- Noldin JA, Chandler JM, McCauley GN (2006) Seed longevity of red rice ecotypes buried in soil. *Planta Daninha* 24:611–620
- Olajumoke B, Juraimi AS, Uddin MdK, Husni MHA, Alam MdA (2016) Competitive ability of cultivated rice against weedy rice biotypes: A review. *Chil J Agric Res* 76:242–251
- Rainbolt CR, Thill DC, Yenish JP, Ball DA (2004) Herbicide-resistant grass weed development in imidazolinone-resistant wheat: weed biology and herbicide rotation. *Weed Technol* 18:860–868
- Rao AN, Brainard DC, Kumar V, Ladha JK, Johnson DE (2017) Preventive weed management in direct-seeded rice. Pages 45–142 in Sparks D, ed. *Advances in Agronomy*. Cambridge: Academic Press
- Ruzmi R, Ahmad-Hamdani MS, Mazlan N (2020) Ser-653-Asn substitution in the acetohydroxyacid synthase gene confers resistance in weedy rice to imidazolinone herbicides in Malaysia. *PLoS ONE* 15
- Scarabel L, Cenghialta C, Manuello D, Sattin M (2012) Monitoring and management of imidazolinone-resistant red rice (*Oryza sativa* L. var. *sylvatica*) in Clearfield® Italian paddy rice. *Agronomy* 2:371–383
- Scherner A, Schreiber F, Andres A, Concenço G, Martins MB, Pitó A (2018) Rice crop rotation: A solution for weed management. Pages 83–98 in Shah F, Khan Z, Iqbal A, eds. *Rice Crop—Current Developments*. London: IntechOpen.
- Serra F, Fogliatto S, Vidotto F (2018) Effect of salinity on *Echinochloa crus-galli* germination as affected by herbicide resistance. *Ital J Agron*: 221–228
- Shivrain VK, Burgos NR, Anders MM, Rajguru SN, Moore J, Sales MA (2007) Gene flow between Clearfield™ rice and red rice. *Crop Prot* 26: 349–356
- Shivrain VK, Burgos NR, Sales MA, Mauromoustakos A, Gealy DR, Smith KL, Black HL, Jia M (2009) Factors affecting the outcrossing rate between Clearfield™ rice and red rice (*Oryza sativa*). *Weed Sci* 57:394–403
- Singh V, Singh S, Black H, Boyett V, Basu S, Gealy D, Gbur E, Pereira A, Scott RC, Caicedo A, Burgos NR (2017) Introgression of Clearfield™ rice crop traits into weedy red rice outcrosses. *Field Crops Res* 207:13–23
- Spitters CJT, Kropff MJ, Groot W de (1989) Competition between maize and *Echinochloa crus-galli* analysed by a hyperbolic regression model. *Ann Appl Biol* 115:541–551
- Stein S, Steinmann H-H (2018) Identifying crop rotation practice by the typification of crop sequence patterns for arable farming systems—a case study from Central Europe. *Eur J Agron* 92:30–40
- Sudianto E, Beng-Kah S, Ting-Xiang N, Saldain NE, Scott RC, Burgos NR (2013) Clearfield® rice: its development, success, and key challenges on a global perspective. *Crop Prot* 49:40–51
- Vidotto F, Dalla Valle N, Fogliatto S, Milan M, De Palo F, Tabacchi M, Ferrero A (2020) Rapid increase of herbicide resistance in *Echinochloa* spp. consequent to repeated applications of the same herbicides over time. *Arch Agron Soil Sci*:1–13
- Vidotto F, Ferrero A (2000) Germination behaviour of red rice (*Oryza sativa* L.) seeds in field and laboratory conditions. *Agronomie* 20:375–382
- Vidotto F, Ferrero A, Ducco G (2001) A mathematical model to predict the population dynamics of *Oryza sativa* var. *sylvatica*. *Weed Res* 41:407–420
- Webster EP, Masson JA (2001) Acetolactate synthase-inhibiting herbicides on imidazolinone-tolerant rice. *Weed Sci* 49:652–657

- Zhang W, Linscombe SD, Webster E, Tan S, Oard J (2006) Risk assessment of the transfer of imazethapyr herbicide tolerance from Clearfield rice to red rice (*Oryza sativa*). *Euphytica* 152:75–86
- Zhang Z, Dai W, Song X, Qiang S (2014) A model of the relationship between weedy rice seed-bank dynamics and rice-crop infestation and damage in Jiangsu Province, China: relationship between weedy rice seed-bank dynamics and rice-crop infestation and damage. *Pest Manag Sci* 70:716–724
- Zhang Z, Gao P, Dai W, Song X, Hu F, Qiang S (2019) Effect of tillage and burial depth and density of seed on viability and seedling emergence of weedy rice. *J Integr Agric* 18:1914–1923
- Ziska LH, Gealy DR, Burgos N, Caicedo AL, Gressel J, Lawton-Rauh AL, Avila LA, Theisen G, Norsworthy J, Ferrero A, Vidotto F, Johnson DE, Ferreira FG, Marchesan E, Menezes V, *et al.* (2015) Weedy (red) rice: an emerging constraint to global rice production. Pages 181–228 *in* DL Sparks, ed. *Advances in Agronomy*. Cambridge: Academic Press