

## **Enhancing ecosystem function through conservation: threatened plants increase local carbon storage in tropical dry forests**

Authors: Álvarez-Yépiz, Juan C. , and Dovčiak, Martin

Source: Tropical Conservation Science, 8(4) : 999-1008

Published By: SAGE Publishing

URL: <https://doi.org/10.1177/194008291500800410>

---

BioOne Complete ([complete.BioOne.org](https://complete.BioOne.org)) is a full-text database of 200 subscribed and open-access titles in the biological, ecological, and environmental sciences published by nonprofit societies, associations, museums, institutions, and presses.

Your use of this PDF, the BioOne Complete website, and all posted and associated content indicates your acceptance of BioOne's Terms of Use, available at [www.bioone.org/terms-of-use](http://www.bioone.org/terms-of-use).

Usage of BioOne Complete content is strictly limited to personal, educational, and non - commercial use. Commercial inquiries or rights and permissions requests should be directed to the individual publisher as copyright holder.

---

BioOne sees sustainable scholarly publishing as an inherently collaborative enterprise connecting authors, nonprofit publishers, academic institutions, research libraries, and research funders in the common goal of maximizing access to critical research.

## Short Communication

# Enhancing ecosystem function through conservation: threatened plants increase local carbon storage in tropical dry forests

**Juan C. Álvarez-Yépiz<sup>1,2\*</sup>, Martin Dovčiak<sup>1</sup>**

<sup>1</sup> State University of New York College of Environmental Science and Forestry, One Forestry Drive, Syracuse, NY 13210 USA

<sup>2</sup> Instituto de Ecología, Universidad Nacional Autónoma de México, AP1354, Hermosillo, Sonora, CP 83000 Mexico

\* Corresponding author. Tel: +1315 470 6802; fax: +1 315 470 6934; email: [yepiz@fulbrightmail.org](mailto:yepiz@fulbrightmail.org)

### Abstract

The role of plant diversity, particularly of rare species, in ecosystem functioning (*e.g.*, carbon storage) has been mostly studied in temperate systems with little practical application to the conservation of tropical forests, where species rarity and species richness tend to be greater and more important for ecosystem functioning. We linked carbon storage pools with functional plant diversity, occurrence of rare species, and environmental (topographic) gradients in a species-rich seasonally dry tropical forest protected as a part of a Biosphere Reserve in northwestern Mexico. We estimated various functional diversity and carbon pool measures from *in situ* plant community and soil data. Soil and total ecosystem carbon storage decreased with slope steepness but increased with plant height. Above-ground carbon was negatively associated with elevation. Our data suggest that species identity matters to the functioning and productivity of seasonally dry tropical forests. Two long-lived and highly threatened rare plant species contributed considerably (10-20%) to the above-ground carbon storage pool. The functional roles of threatened plant species should be investigated and incorporated into the management plans of Biospheres Reserves and other closely coupled natural-human systems, where conservation plays a significant role in ecosystem functioning and human well-being.

**Keywords:** carbon storage, ecosystem services, Man and Biosphere Program, REDD+ Program, seasonally dry tropical forests, natural protected areas

Received: 21 September 2015; Accepted 26 October 2015; Published: 14 December 2015

**Copyright:** © Juan C. Álvarez-Yépiz and Martin Dovčiak. This is an open access paper. We use the Creative Commons Attribution 4.0 license <http://creativecommons.org/licenses/by/3.0/us/>. The license permits any user to download, print out, extract, archive, and distribute the article, so long as appropriate credit is given to the authors and source of the work. The license ensures that the published article will be as widely available as possible and that your article can be included in any scientific archive. Open Access authors retain the copyrights of their papers. Open access is a property of individual works, not necessarily journals or publishers.

**Cite this paper as** Álvarez-Yépiz, J. C. and Dovčiak, M. 2015. Enhancing ecosystem function through conservation: threatened plants increase local carbon storage in tropical dry forests. *Tropical Conservation Science* Vol.8 (4): 999-1008. Available online: [www.tropicalconservationscience.org](http://www.tropicalconservationscience.org)

**Disclosure:** Neither Tropical Conservation Science (TCS) or the reviewers participating in the peer review process have an editorial influence or control over the content that is produced by the authors that publish in TCS.

## Introduction

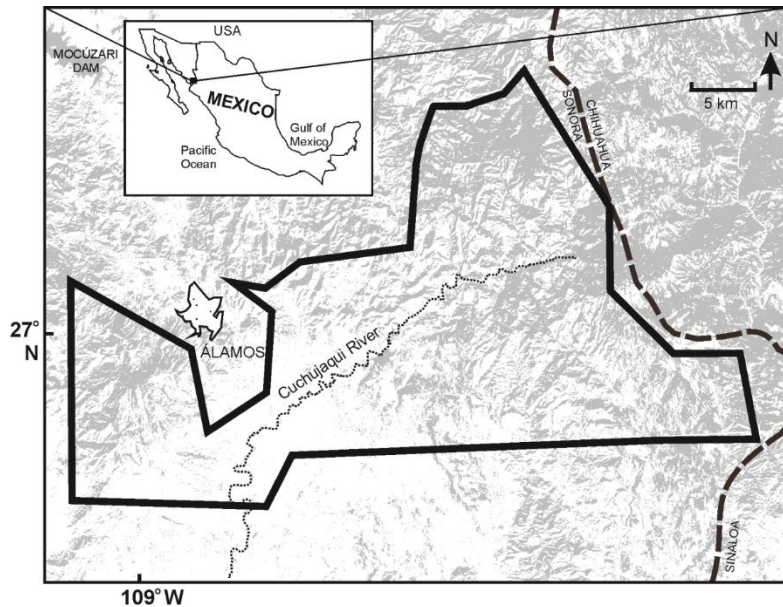
Tropical forests are well known not only for their high biodiversity and carbon pools, but also for their many endemic and rare species threatened by human population growth and economic development [1]. Seasonally dry tropical forests (SDTF) face threats typical of tropical forests worldwide, particularly land-use change [2, 3]. Seasonally dry tropical forests harbor numerous endemic and threatened plant species that may have unique combinations of functional traits. Globally rare or endangered plant species can be locally abundant and thus contribute significantly to ecosystem functions such as productivity at local or regional scales [4, 5]. A significant role in the ecosystem function (*e.g.*, increased carbon storage) may be an important argument for the conservation of threatened species beyond their traditional intrinsic value. Carbon storage is one of the most important forest ecosystem services, with positive or negative effects on global climate change, depending on whether ecosystems act as sinks or sources of carbon dioxide [6]. The two main terrestrial carbon pools are soil organic carbon and aboveground biomass carbon; together these two pools make up most of the total ecosystem carbon in SDTF. By linking carbon storage pools with functional diversity, we improve biodiversity conservation because related ecosystem services (*e.g.*, plant productivity or erosion control) can directly influence human land-use and ultimately human welfare.

In SDTF systems, in addition to the seasonal precipitation that affects species' leaf habit (*e.g.*, deciduous vs. evergreen) and thus functional diversity, topography may strongly affect biomass accumulation and carbon storage pools by influencing the availability of key plant resources such as light, water and nutrients [7, 8, 9]. Our objective was to study the linkages among carbon storage pools, topography, functional diversity, and threatened species in a protected, species-rich, seasonally dry tropical forest. Our study is located in a Biosphere Reserve of the Man and Biosphere Program (MAB) of United Nations, directly meeting the main goal of this global program to support biodiversity conservation and sustainable use of natural resources by local communities. At the same time, our study matches the goals of another United Nations initiative (REDD+: Reducing Emissions from Deforestation and Forest Degradation), which embraces the role of conservation and management to enhance forest carbon stocks in developing countries.

## Methods

### Study area and site selection

The study sites are located in the Sierra de Alamos-Rio Cuchujaqui Biosphere Reserve, a 93,000 ha protected area located at 27°12' to 26°53' N, 109°03' to 108°29' W at the northern range limit of Neotropical SDTF in northwestern Mexico (Fig. 1). Agroforestry is widespread and is the main economic activity for local people within and outside the Biosphere Reserve. The climate is warm and semi-arid with annual precipitation of 712 mm and temperature of 24 °C. The dry season is from November to May, and the rainy season from June to October, when ~80 % of the annual precipitation occurs [10].



**Fig. 1.** Location of the study area, the Biosphere Reserve Sierra de Alamos - Rio Cuchujaqui (irregular shaped polygon) in the state of Sonora in northwestern Mexico.



**Fig. 2.** Photographs showing the seasonally dry tropical forest of the Biosphere Reserve Sierra de Alamos-Rio Cuchujaqui in northwestern Mexico (a), the cycad *Dioon sonorensis* (b), and the palm *Brahea aculeata* (c). Photo credit: J.C. Álvarez-Yépez.

Elevation in the Biosphere Reserve ranges from 300 to 1,800 m above sea level (asl). Elevation and slope steepness are the main environmental gradients structuring the community composition in the Biosphere Reserve, with high elevations characterized by poor soil fertility and lower elevations by higher soil fertility [7, 10]. These gradients also seem important for the distribution of the rare endangered cycad *Dioon sonorense* (De Luca, Sabato and Vazq.Torres) and the threatened endemic palm *Brahea aculeata* (Brandeggee) Moore, which co-occur within the Biosphere Reserve roughly between 500 and 1,000 m asl [7]. In this elevation range, we established 27 plots (three 20 × 20 m plots in each of the nine different study sites) to characterize community composition and the environment. Plot location corresponded to the population distribution of the rare cycad *D. sonorense* and the threatened palm *B. aculeata*, since we were interested in their potential contribution to local carbon storage (Fig. 2).

#### *Estimating carbon pools*

In order to estimate standing biomass, we characterized community structure and composition by identifying all shrub and tree species and measuring their height (m) and diameter at breast height (DBH; measured at 1.30 m height for all stems with DBH ≥ 2 cm). We measured 1,088 individuals from 56 species in all plots. Because *D. sonorense* is a short understory species, we measured basal diameter instead of DBH for all adult individuals (plants ≥ 100 cm tall, [7]). Above-ground dry biomass was estimated using an allometric equation based on individual tree basal areas, which was developed for SDTFs [11] and successfully used in our study region [10]. Because the allometric equation did not originally include understory cycad or palm species, and to avoid any artifacts of biomass estimation on our final models for carbon storage, we estimated biomass of the cycad and palm species using two different approaches: a general formula developed for the main SDTF species [11], and a more specific formula developed for species with palm-like growth form [12]. The final (best) models for predicting carbon storage contained the same predictors regardless of the equation used. Due to the similarity in growth forms of palms and cycads (compared to the other species present), we report results using the estimations derived from the equation for palm-like growth forms [12]. Because this study included federally listed threatened plant species (cycad and palm species) protected as part of the Biosphere Reserve conservation plan, we were not able to directly measure biomass by harvesting plants, but our models offer insight on the importance of protected threatened species in a Biosphere Reserve dominated by the STDF ecosystem.

We converted the total above-ground biomass value per plot to above-ground carbon (AGC) employing a widely used conversion factor (biomass × 0.5) [13]. Soil organic carbon (SOC) pools were obtained for each plot by multiplying (i) organic carbon content (g kg<sup>-1</sup>), (ii) soil bulk density (g cm<sup>-3</sup>), and (iii) a conservative depth value of 20 cm (to avoid overestimation of SOC on shallow soils). Bulk density was obtained by the paraffin method and organic carbon content by the Walkley–Black method in three composite soil samples per site (additional details in [7]). Total ecosystem carbon (TEC) was estimated by adding AGC and SOC. In order to avoid pseudoreplication we averaged plot values per site. All carbon pools were expressed in Mg C ha<sup>-1</sup>.

#### *Measuring functional diversity*

As recommended for trait-based field studies [14, 15], we selected the most abundant species (in this case accounting for 50-90% of total relative abundance on each site) for our estimation of several functional diversity indices at each site. We measured individual plant height (m) and leaf

nitrogen content (N, %), and carbon stable isotope ratio ( $\delta^{13}\text{C}$ , ‰, a proxy positively related to water-use efficiency –WUE), following standard procedures for processing and analyzing leaf samples (three samples of 2.5-3.0 mg for each species with >50% relative abundance; see [8] for additional details). We used the FD package to calculate single-trait (CWM) and multi-trait functional diversity estimates [16]. We calculated community-weighted means of height (CWM.H), leaf N content (CWM.N) and  $\delta^{13}\text{C}$  (CWM.  $\delta^{13}\text{C}$ ). Our multi-trait index of functional divergence denoted as FDiv (calculated using height, leaf N and  $\delta^{13}\text{C}$ ) was highly positively correlated with two other commonly used multi-trait diversity indices (RaoQ, Pearson  $r = 0.65$ , and functional dispersion, Pearson  $r = 0.72$ ). We only report FDiv, which is closely related to niche differentiation through complementarity; it varies from 0 to 1 and is largest when functionally different species reach similarly high abundances [17].

### Data analysis

We calculated mean site values (*i.e.*, we averaged three field plots per site, for the total  $N=9$ ) for the single and multi-trait functional diversity components (CWM. H, CWM.N, CWM. $\delta^{13}\text{C}$ , and FDiv), three carbon pools (AGC, SOC, and TEC), and two topographic variables (elevation and slope steepness). We used a general linear modeling framework to relate each carbon storage pool (AGC, SOC, TEC) to both the functional diversity components and the two topographic gradients. In order to reduce Type I error, only significantly correlated predictors with at least one of the carbon storage components were included in the models. The best model for each carbon pool was the one that minimized the Akaike's Information Criterion (AIC) in the stepwise (forward) model selection. We used the leave-one-out cross-validation (LOOCV) technique to estimate prediction error, an important consideration for smaller datasets. Our best models consistently had the lowest prediction error (LOOCV) and explained the highest variance ( $R^2$ ) relative to all other models. We specifically tested the effects of threatened species (the cycad *D. sonorensis* and the palm *B. aculeata*) by including their abundance (density per site) as an additional variable in the final model for each carbon pool. For comparison, we also tested the effects of including the density of each of the two locally abundant non-threatened species—the desert fern legume (Fabaceae: *Lysiloma watsonii* Rose) and the Chihuahua oak (Fagaceae: *Quercus chihuahuensis* Trel.). This approach is recommended in general to detect species with an idiosyncratic effect on carbon storage (*i.e.*, effects not included via species contribution to CWM or functional divergence; cf. [14, 18]). Species were considered to have idiosyncratic effects on C storage if their inclusion significantly improved the predictive power (LOOCV and  $R^2$ ) of the final regression model (after including other functional diversity measures such as CWM and FDiv [14]). In all statistical tests, we set significance level  $\alpha = 0.05$ . All analyses were run in R (R Foundation for Statistical Computing).

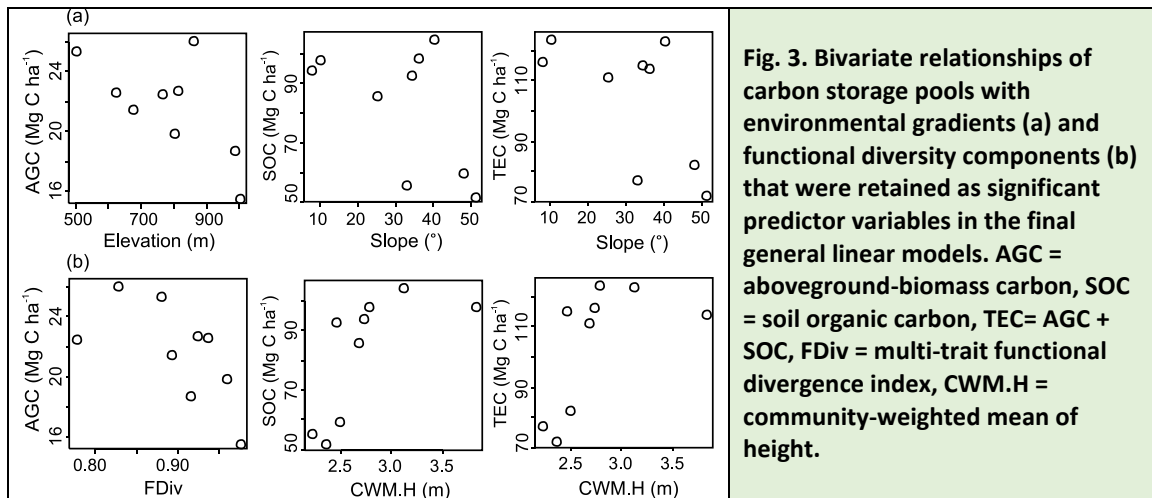
## Results

The total ecosystem carbon (TEC) in our study system was considerable (70-130 Mg C ha<sup>-1</sup>). The magnitude of carbon storage (above-ground biomass—AGC, soil—SOC, and TEC) decreased with elevation or slope steepness (Fig. 3a, Table 1). Aboveground-biomass carbon was negatively associated with functional divergence (FDiv), and SOC was positively associated with height (CWM.H) (Fig. 3b), causing TEC to be negatively related to FDiv and positively to CWM.H (Table 1a, b). The negative association of FDiv with carbon storage seems unexpected and is possibly due to the positive (but not significant) correlation of FDiv with an important predictor of AGC—elevation (Pearson's  $r = 0.24$ ). The best models for SOC and TEC were not improved by adding the abundance of each of the threatened species. However, AGC was best explained by elevation with

the inclusion of one of the evergreen (threatened) species abundance (*e.g.*, either the palm *Brahea aculeata* or the cycad *Dioon sonorense*) (Table 1c). In contrast, the two more common drought-deciduous species were not retained in any of the final carbon pool models.

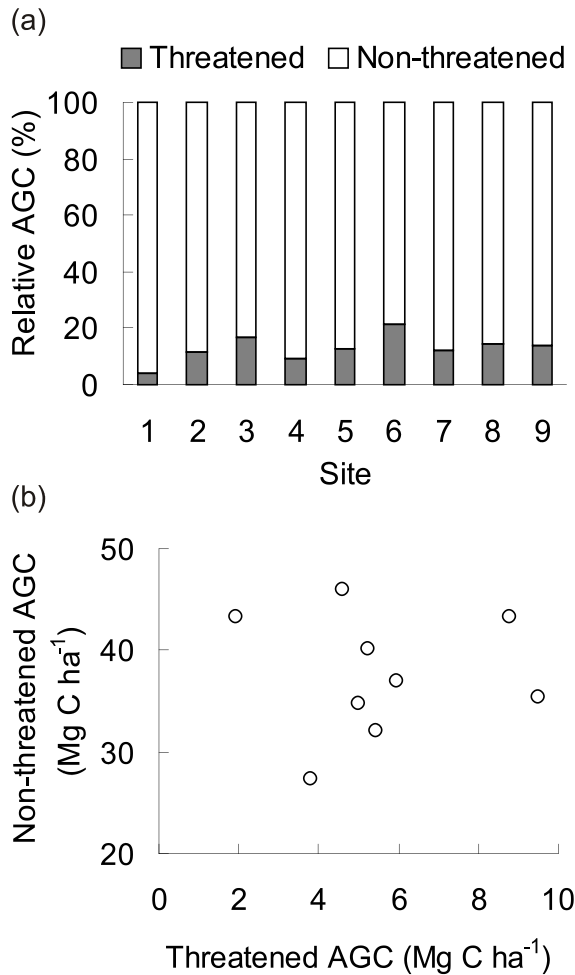
**Table 1.** Final general linear models obtained for carbon pools based on environmental gradients and functional diversity. AGC = aboveground-biomass carbon, SOC = soil organic carbon, TEC= AGC + SOC, FDiv = multi-trait functional divergence index, CWM.H = community-weighted mean of height, LOOCV = prediction error using leave-one-out cross validation. \*On a log scale.

Carbon pool models*	Model form	P	R <sup>2</sup> <sub>adj</sub>	LOOCV
<b>a. Environment</b>				
	AGC = 3.57 – elevation (0.0006)	0.04	0.37	0.0196
	SOC = 4.71 – slope (0.0104)	0.11	0.22	0.0680
	TEC = 4.91 – slope (0.0089)	0.07	0.30	0.0377
<b>b. Functional diversity</b>				
	AGC = 4.49 – FDiv (1.590)	0.06	0.32	0.0300
	SOC = 3.35 + CWM.H (0.378)	0.05	0.36	0.1150
	TEC = 5.48 – FDiv (1.914) + CWM.H (0.314)	0.04	0.52	0.0497
<b>c. Environment + diversity</b>				
	AGC = 3.57 – elevation (0.0006)	0.04	0.37	0.0196
	3.48 – elevation (0.0007) + cycad (0.0072)	0.02	0.60	0.0235
	3.50 – elevation (0.0006) + palm (0.0060)	<0.01	0.73	0.0121
	SOC = 3.71 – slope (0.0093) + CWM.H (0.3515)	0.02	0.60	0.0684
	TEC = 4.34 – slope (0.0082) + CWM.H (0.2371)	0.03	0.56	0.0471



**Fig. 3.** Bivariate relationships of carbon storage pools with environmental gradients (a) and functional diversity components (b) that were retained as significant predictor variables in the final general linear models. AGC = aboveground-biomass carbon, SOC = soil organic carbon, TEC= AGC + SOC, FDiv = multi-trait functional divergence index, CWM.H = community-weighted mean of height.

The two threatened plant species (cycad, palm) contributed considerably to the above-ground biomass carbon, 10-20% of total AGC per site (Fig. 4a). Therefore, predicting total AGC from non-threatened species alone would not account for a significant portion of above-ground biomass C (from threatened plant species), and it would not represent the overall pattern of AGC well, since the AGC of threatened and non-threatened species were not correlated (Pearson's  $r = 0.003$ , Fig. 4b).



**Fig. 4. Relative contribution of threatened and non-threatened plant species to total above-ground biomass carbon, AGC (a) and their bivariate relationship (b). Threatened plant species include the cycad *Dioon sonorensis* and palm *Brahea aculeata* biomass, non-threatened plant species includes 54 common plant species. See methods for additional details.**

## Discussion

In agreement with our findings, above-ground biomass and productivity in tropical forests have been shown to decrease along gradients of elevation and slope steepness, most likely through microclimatic and soil nutrient constraints on plant physiology [19, 20]. At broader (sub-continental) geographical scales, tropical dry forests have been characterized by the positive association of live above-ground biomass with mean annual precipitation [21]. In contrast to the effects of environmental gradients, the effects of functional diversity (or its various components) on carbon storage and ecosystem function have been studied less in field settings in tropical ecosystems and yielded no consistent patterns [14, 22]. One of the few emerging generalizations from this and other recent studies appears to be that stem traits such as CWM of height or



diameter can better predict above-ground biomass and other carbon pools compared to CWM of leaf traits (*e.g.*, leaf N) or even to multi-trait functional diversity indices such as FDiv [22, 23].

Although every plant, be it common or rare, has the capacity to contribute to overall carbon storage, our results offer evidence that two highly threatened plant species (*i.e.*, cycad, palm) can contribute considerably to the above-ground biomass carbon despite their endangered status, because they can be locally abundant. Furthermore, several lines of evidence suggest that the long-term loss of carbon storage capacity due to the removal of threatened species (*e.g.*, by ongoing harvesting of cycad seedlings for illegal trade in ornamental plants) may not be easily offset by non-threatened species. First, the abundance of two common drought-deciduous species (*L. watsonii* and *Q. chihuahuensis*) was not retained in any of the final carbon pools models. Second, adding the abundance of cycad and palm species significantly improved the predictability of carbon storage because it accounted for variance unexplained by functional divergence (FDiv), height (CWM.H), or elevation, variables more frequently used in studies modeling carbon storage [14, 22, 23]. Third, contrary to the exploitative strategy of the more dominant drought-deciduous species, the evergreen habit and long life-span of both the cycad *Dioon sonorense* and the palm *Brahea aculeata* suggest that they may contribute to the regional carbon cycle through longer-term carbon storage and slow C release [23]. Finally, in addition to carbon storage, long-lived threatened species such as cycads and palms can contribute to other ecosystem functions and services such as (*i*) soil retention and water filtration [24], (*ii*) maintenance of functional (trait) and genetic diversity [4], and (*iii*) amelioration of heat stress and facilitation of tree seedling establishment [8]. Thus, our data lend additional support to the idea that species identity matters to the functioning and productivity of seasonally dry tropical forests.

Our conservative TEC pools estimates ( $TEC = 70 - 130 \text{ Mg C ha}^{-1}$ ) varied widely with topography, and our highest estimate was close to the values reported for more mesic old-growth SDTFs in Chamela ( $TEC = 141 \text{ Mg C ha}^{-1}$  [25]) and Yucatan ( $TEC = 153 \text{ Mg C ha}^{-1}$  [26]) in Mexico. On the other hand, our estimated TEC values tended to be above the values reported for primary forests in the semiarid Argentinian Chaco ( $TEC = 60 - 85 \text{ Mg C ha}^{-1}$  [14]). In all the above cases, SOC contributed at least 50% C to the TEC pool, and this percentage was even higher for the drier sites (*i.e.*, our studied and the Chaco forests). Because our models were developed for understanding the system, not for scaling up biomass estimations, generalizations should be taken with care. However, although  $R^2$  values may not always be the best indicators of model performance or fit, our models with the highest  $R^2$  consistently had both the lowest p value and lowest prediction error, especially for models that included the abundance of threatened species. Therefore, our findings suggest that the effects of endangered species may be as important in affecting local carbon pools as other studies have found for some non-threatened species with idiosyncratic effects on ecosystem functioning in SDTFs [14]. Consequently, a decline in the abundance of threatened species with long life-spans (*e.g.*, cycads, palms) could dramatically influence local biodiversity and negatively affect ecosystem function and provision of other ecosystem services beyond carbon storage (*e.g.*, improved water quality, soil protection, or ecotourism).

### Implications for conservation

Threatened species are usually the main target of conservation science, with a species-centered approach combining demography, genetics and habitat evaluation. Our study suggests that the functional role of threatened species should be investigated and possibly incorporated into conservation management plans at the species and ecosystem levels. We therefore recommend

more research on globally and regionally rare and threatened plant species that can become locally abundant and contribute significantly to ecosystem functions (*e.g.*, carbon storage). Long-term maintenance of biodiversity (*sensu lato*) can play a significant role in ecosystem functioning and human well-being, especially in closely coupled natural-human systems such as Biosphere Reserves. Synergies should be sought between international conservation initiatives with parallel or overlapping objectives in biodiversity conservation and ecosystem functioning (*e.g.*, the United Nations MAB and REDD+ programs) to maximize resources while meeting multiple conservation goals.

## Acknowledgements

We thank the numerous field and lab assistants involved in this research, Angelina Martínez-Yrizar for discussions on biomass estimation, and Enrico Yepez and Mark Teece for help with chemical analysis. James P. Gibbs and Bruce C. Bongarten provided helpful comments on a previous version of this manuscript. The staff of Sierra de Alamos-Rio Cuchujaqui Biosphere Reserve and Enriquena Bustamante provided facilities and logistical support. J.C.A.Y. is grateful for the support from Fulbright-Garcia Robles and CONACyT Doctoral and Postdoctoral (#179045) fellowships. M.D. acknowledges research funding from SUNY- ESF.

## References

- [1] Myers, N., et al. 2000. Biodiversity hotspots for conservation priorities. *Nature* 403: 853–858.
- [2] Dirzo, R., Young, H.S., Mooney, H.A., & Ceballos, G. Eds. 2011. *Seasonally dry tropical forests: ecology and conservation*. Island Press.
- [3] Miles, L., Newton, A.C., DeFries, R.S., Ravilious, C., May, I., Blyth, S., Kapos, V. and Gordon, J.E. 2006. A global overview of the conservation status of tropical dry forests. *Journal of Biogeography* 33: 491-505.
- [4] Mouillot, D., Bellwood, D.R., Baraloto, C., Chave, J., Galzin, R., Harmelin-Vivien, M., Kulbicki, M. and Thuiller, W. 2013. Rare species support vulnerable functions in high-diversity ecosystems. *PLoS Biology* 11: e1001569.
- [5] Rabinowitz, D., Cairns, S. and Dillon, T. 1986. *Seven forms of rarity and their frequency in the flora of the British Isles*. In: *Conservation Biology. The Science of Scarcity and Diversity*. Soule M.E. (Ed.), pp. 182–204. Sinauer, Sunderland, MA.
- [6] IPCC. 2007. *Climate change 2007: Synthesis report. Contribution of Working Groups I, II and III to the Fourth Assessment Report of the Intergovernmental Panel on Climate Change*. Cambridge University Press. Cambridge, UK.
- [7] Álvarez-Yépiz, J.C., Dovčiak, M. and Búrquez, A. 2011. Persistence of a rare ancient cycad: effects of environment and demography. *Biological Conservation* 144: 122–130.
- [8] Álvarez-Yépiz, J.C., Cueva, A., Dovčiak, M., Teece, M., and Yepez, E. 2014. Ontogenetic resource-use strategies in a rare long-lived cycad along environmental gradients. *Conservation Physiology* 2: doi:10.1093/conphys/cou034.
- [9] Balvanera, P. and Aguirre, E. 2006. Tree diversity, environmental heterogeneity, and productivity in a Mexican tropical dry forest. *Biotropica* 38: 479–491.
- [10] Álvarez-Yépiz, J.C., Martínez-Yrizar, A., Búrquez, A. and Lindquist, C. 2008. Variation in vegetation structure and soil properties related to land use history of old growth and secondary tropical dry forests in northwestern Mexico. *Forest Ecology and Management* 256: 355–366.
- [11] Martínez-Yrizar, A., Sarukhan, J., Perez-Jimenez, A., Rincon, E., Maass, J.M., Solis-Magallanes, A. and Cervantes, L. 1992. Above-ground phytomass of a tropical deciduous forest on the coast of Jalisco, Mexico. *Journal of Tropical Ecology* 8: 87-96.

- [12] Goodman, R.C., et al. 2013. Amazon palm biomass and allometry. *Forest Ecology and Management* 310: 994–1004.
- [13] Brown, S. 1997. *Estimating biomass and biomass change of tropical forests: A primer*. FAO, Rome, Italy.
- [14] Conti, G., and Díaz, S. 2013. Plant functional diversity and carbon storage – an empirical test in semi-arid forest ecosystems. *Journal of Ecology* 101: 18-28.
- [15] Cornelissen, J.H.C., et al. 2003. A handbook of protocols for standardised and easy measurement of plant functional traits worldwide. *Australian Journal of Botany* 51: 335-380.
- [16] Laliberté, E., and Shipley, B. 2011. *FD: measuring functional diversity from multiple traits, and other tools for functional ecology*. R package version 1.0-11.
- [17] Mouchet, M.A., Villéger, S., Mason, N.W., and Mouillot, D. 2010. Functional diversity measures: an overview of their redundancy and their ability to discriminate community assembly rules. *Functional Ecology* 24: 867-876.
- [18] Díaz, S., et al. 2007. Incorporating plant functional diversity effects in ecosystem service assessments. *Proceedings of the National Academy of Sciences of the United States of America* 104: 20684–20689.
- [19] Kitayama, K., and Aiba, S.I. 2002. Ecosystem structure and productivity of tropical rain forests along altitudinal gradients with contrasting soil phosphorus pools on Mount Kinabalu, Borneo. *Journal of Ecology* 90: 37–51.
- [20] Raich, J.W., Russell, A.R., & Vitousek, P.M. 1997. Primary productivity and ecosystem development along an elevational gradient on Mauna Loa, Hawaii. *Ecology* 78: 707–721.
- [21] Becknell, J.M., Kissing Kucek L., & Powers, J.S. 2012. Aboveground biomass in mature and secondary seasonally dry tropical forests: A literature review and global synthesis. *Forest Ecology and Management* 276: 88–95.
- [22] Cavanaugh, K.C., et al. 2014. Carbon storage in tropical forests correlates with taxonomic diversity and functional dominance on a global scale. *Global Ecology and Biogeography* 23: 563–573.
- [23] Lavorel, S. and Grigulis, K. 2012. How fundamental plant functional trait relationships scale-up to trade-offs and synergies in ecosystem services. *Journal of Ecology* 100: 128–140.
- [24] Ellison, A.M., Bank, M.S., Clinton, B.D., Colburn, E.A., Elliott, K., Ford, C.R., Foster, D.R., Kloeppel, B.D., Knoepp, J.D., Lovett, G.M., Mohan, J., Orwig, D.A., Rodenhouse, N.L., Sobczak, W.V., Stinson, K.A., Stone, J.K., Swan, C.M., Thompson, J., Von Holle, B., and Webster, J.R. 2005. Loss of foundation species: consequences for the structure and dynamics of forested ecosystems. *Frontiers in Ecology and the Environment* 3: 479–486.
- [25] Jaramillo, V.J., Kauffman, J.B., Rentería-Rodríguez, L., Cummings, D.L., and Ellingson, L.J. 2003. Biomass, carbon, and nitrogen pools in Mexican tropical dry forest landscapes. *Ecosystems* 6: 609-629.
- [26] Vargas, R., Allen, M. F., and Allen, E. B. 2008. Biomass and carbon accumulation in a fire chronosequence of a seasonally dry tropical forest. *Global Change Biology* 14: 109-124.