



First Report of Hexamermis sp. (Nematoda: Mermithidae) Parasitizing Eurygaster maura (Heteroptera: Scutelleridae) in an overwintering Area

Authors: Tarla, Gülcan, Tarla, Şener, and İslamoğlu, Mahmut

Source: Florida Entomologist, 98(3) : 974-978

Published By: Florida Entomological Society

URL: <https://doi.org/10.1653/024.098.0328>

BioOne Complete (complete.BioOne.org) is a full-text database of 200 subscribed and open-access titles in the biological, ecological, and environmental sciences published by nonprofit societies, associations, museums, institutions, and presses.

Your use of this PDF, the BioOne Complete website, and all posted and associated content indicates your acceptance of BioOne's Terms of Use, available at www.bioone.org/terms-of-use.

Usage of BioOne Complete content is strictly limited to personal, educational, and non - commercial use. Commercial inquiries or rights and permissions requests should be directed to the individual publisher as copyright holder.

BioOne sees sustainable scholarly publishing as an inherently collaborative enterprise connecting authors, nonprofit publishers, academic institutions, research libraries, and research funders in the common goal of maximizing access to critical research.

First report of *Hexameris* sp. (Nematoda: Mermithidae) parasitizing *Eurygaster maura* (Heteroptera: Scutelleridae) in an overwintering area

Gülcan Tarla*, Şener Tarla, and Mahmut İslamoğlu

Wheat, *Triticum aestivum* L. (Poales: Poaceae), is the most important food crop in the world in terms of the total harvested weight and the amount used in both human and animal nutrition. Harmful insects are one of the factors affecting the quality and cost of wheat production.

Sunn pests, *Eurygaster integriceps* Puton, *E. maura* (L.), and *E. austriaca* Schrank (Heteroptera: Scutelleridae), are serious pests of wheat in Turkey and in neighboring countries in the Middle and Near East (Kınacı & Kınacı 2004). Among them, *E. maura* is distributed predominantly in western and northern Europe, whereas *E. integriceps* is distributed predominantly in southern and eastern Europe (Critchley 1998). Among the *Eurygaster* species, *E. maura* is the most common and important pest species of cereals. The proportion of *E. maura* in Central Anatolia, relative to other sunn pests, was 98.4% when studied by Koçak et al. (2014) and 99.3% when assessed by Memişoğlu (1985). Nymphs and adults of this species have been linked to plant damage, as they feed on leaves, stems, and grains of cereals (Critchley 1998). The sunn pests inject chemicals into the grain that can destroy the gluten and reduce the baking quality of flour (Hariri et al. 2000).

The European sunn pest, *E. maura*, is a major pest of grain crops and can cause crop losses up to 100% in the absence of control measures (Bandani et al. 2005; Kivan & Kılıç 2006). In Central Anatolia, *E. maura* is clearly migratory and often reoccupies the same overwintering and invasion areas (Brown 1965). This univoltine species spends about 9 mo in an obligatory adult diapause under dry leaves, usually in *Quercus* (Fagales: Fagaceae) scrub or weed stubble on the mountains and hills near wheat fields. Soon after the wheat crop begins to grow in the spring, the European sunn pest enters crop fields and feeds and completes its development on wheat. Then, the adults of the new generation move to the mountains before the wheat and barley are harvested. During this period, climatic conditions, adult parasitoids, nematodes, and entomopathogenic fungi could play an important role in reducing this pest's populations.

Reports of mermithids attacking *E. maura* were made by Memişoğlu & Özer (1992; 1994) in Turkey; however, the mermithids were not identified to the species level. Many mermithids have been reported from species of closely related hemipterans. Examples include *Mermis* sp. (Nematoda: Mermithidae) and *Hexameris* sp. (Nematoda: Mermithidae) parasitizing *Aelia rostrata* Boheman (Hemiptera: Pentatomidae) and *E. integriceps* in Turkey (Dikyar 1981; Memişoğlu & Özer 1994; Memişoğlu et al. 1994; Tarla et al. 2010; 2012a; 2012b) and *Hexameris* sp. parasitizing *Rhaphigaster nebulosa* Poda (Heteroptera: Pentatomidae) in Italy (Manachini & Landi 2003). *Pentatomimermis*

pentatomiae (Rubtzov) (Nematoda: Mermithidae) was reported from *Elasmotherus interstinctus* (L.) (Heteroptera: Acanthosomatidae) at Novosibirsk, Russia (Rubstov 1978). Also, nematodes of the genus *Hexameris* were observed infesting *Piezodorus guildinii* (Westwood) and *Acrosternum hilare* (Say) (Heteroptera: Pentatomidae) in the United States (Kamminga et al. 2012). Recently, *Hexameris eurygasteri* Tarla, Poinar & Tarla (Nematoda: Mermithidae) was first described from *E. integriceps* in Turkey (Tarla et al. 2011). In addition, mermithids were reported on some other insect species in Turkey (Demirbağ & Yaman 1999; Yaman et al. 2002, 2009; Mennan & Ertürk 2006).

The objective of this study was to determine the infection rates of *E. maura* with the recently recorded parasitic nematode *Hexameris* sp. under natural conditions in the overwintering area and to assess the nematode's potential for natural suppression of the European sunn pest.

The parasitic nematode *Hexameris* sp. was obtained from the body cavity of *E. maura* (Fig. 1A) for the first time at Ankara, Turkey, in 2013 (39°40'20"N, 32°55'15"W, 1,485 m). In the second year, before *E. maura* migrated to cereal fields, overwintering adults were collected by hand in dead leaves of *Quercus* from Beynam (39°40'18"N, 32°55'12"W, 1,483 m), an overwintering area in Ankara Province on 2 and 3 May 2014. The insects were brought to the laboratory in transparent plastic bags, where they were sexed (120 females and 114 males) in 2014. After being killed in ethyl alcohol (70%), the bugs were dissected in distilled water under a stereomicroscope (Leica Mz 75) to determine the presence or absence of mermithids. The rate of parasitism was calculated individually for female and male sunn pests. The adult parasitic nematodes were obtained according to the method described by Tarla et al. (2011). After emerging from infected insect (Fig. 1B), the postparasitic juvenile nematodes migrated into the moist soil, where they matured to the adult stage. The adult nematodes were removed carefully from the soil, killed in distilled hot water (65 °C), fixed in 5% formalin, and processed to glycerine. The study was carried out in a laboratory at Uşak University.

Eurygaster maura and *E. integriceps* are very difficult to separate taxonomically without dissection or examination of genitalia (Gaffour-Bensebbane 1991; Critchley 1998). Therefore, taxonomic distinction of *E. maura* species was completed according to characteristics of the male aedeagus, which has 2 internal spines (Fig. 2).

The *E. maura* adults collected from the overwintering area were found to be parasitized by mermithid nematodes in 2013. In the second year of this study, infection rates in the bodies of dissected *E. maura* were calculated separately for females and males. In 2014, the

Uşak University, Faculty of Agriculture and Natural Sciences, Department of Plant Protection, 64200 Uşak, Turkey

*Corresponding author; E-mail: gulcan.tarla@usak.edu.tr

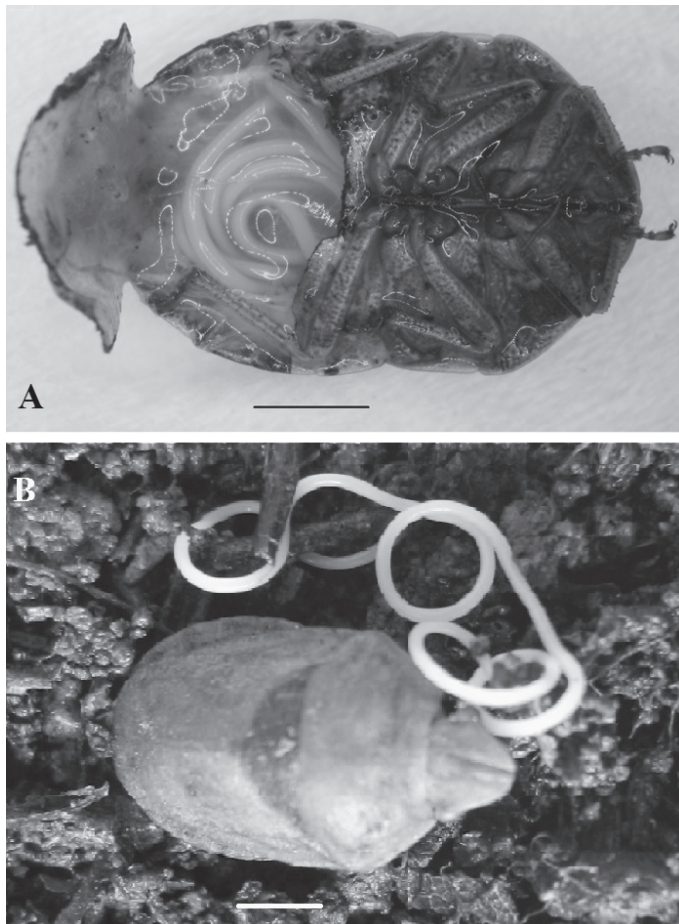


Fig. 1. Post-parasitic juvenile *Hexameris* sp. in the body cavity (A) and emerging from the cervix of *Eurygaster maura* (B) (scale bar: 2.1 mm).

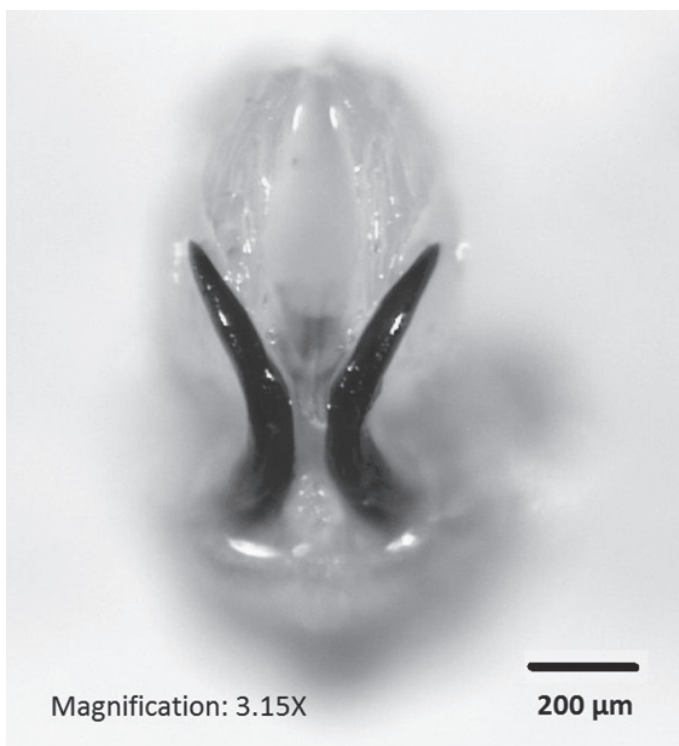


Fig. 2. Internal spines of *Eurygaster maura* male's aedeagus.

parasitism rate for females ($n = 120$) was 20.0% and that for males ($n = 114$) was 31.6%.

The mean body lengths of adults ($n = 5$) and post-parasitic ($n = 5$) stages of the nematodes were measured as 76.8 ± 12.91 (63.9–93.7) mm and 103.3 ± 11.17 (89.7–120.2) mm, respectively. Description: Bodies are medium-large, slender, color white, and cuticle containing prominent crisscross fibers visible with the light microscope. Mouth terminal and head containing 6 cephalic papillae, no lip papillae, amphids reduced, and 6 hypodermal cords at mid-body. Post-parasitic juvenile tail tip has a finger-like appendage (Fig. 3A). But, after molting (Fig. 3C), posterior end of female has bluntly rounded tail (Fig. 4A). Head of female is pointed (Fig. 4B). Vulva has short lips and distinctive cuticular cone (Fig. 4C). Juvenile has cephalic papillae and amphids reduced in size (Fig. 3B). Male is unknown. Due to presence of those characters described above, the nematode species was placed in the genus *Hexameris* Steiner, 1924. The taxonomic distinction of the genus of this nematode was completed according to published literature (Nickle 1972; Rubstov 1978; Artyukhovskiy 1990; Kaiser 1991). The post-parasitic juveniles of *Hexameris* differ from *Agameris* Cobb, Steiner & Christie, 1923 by the tail tip appendage always being preserved after the final molt (Hernández-Crespo & Santiago-Alvarez 1997; Achinelly & Camino 2008).

The mermithid nematode parasite of the genus *Hexameris* discovered in Turkey was found to parasitize more than 25% of the total *E. maura* population in the overwintering area in 2014. Naturally occurring entomophagous nematodes are important regulatory factors for some insect populations (Smart 1995; Rahaman et al. 2000). In some cases, mermithids are the major determinant of grasshopper abundance (Baker & Capinera 1997); thus, they may similarly be key factors governing population dynamics of European sunn pest.

Our morphological observations on juveniles and adult females of the *Hexameris* sp. obtained from *E. maura* revealed that it may not be *H. eurygasteri*. For this reason, our future studies will include efforts to obtain the males of this species and will involve determining DNA sequences of the parasite. Although *Hexameris* species have not previously been reported from *E. maura*, there are earlier reports of unidentified mermithids attacking *E. maura* (Memişoğlu & Özer 1992, 1994) in Turkey. Memişoğlu & Özer (1992, 1994) reported that the mortality caused by parasitic nematodes was 15.5 and 7.2% in 1983 and 1984, respectively. Later, Tarla et al. (2011) described *H. eurygasteri* parasitizing *E. integriceps*, a major pest of wheat in Turkey, and this was the first description of a mermithid parasitizing a species of *Eurygaster* (Tarla et al. 2011). Also, Tarla et al. (2012a) reported parasitism rates of 13.8 and 16.0% for females, and 7.5 and 7.1% for males, in 2008 and 2009, respectively. Thus, this report of parasitism of *Eurygaster* by *Hexameris* sp. is consistent with previous research.

In conclusion, natural parasitism of *E. maura* by *Hexameris* sp. is reported for the first time. The findings suggest that this nematode species may be an important natural mortality factor for regulation of populations of *E. maura* under field conditions because it showed high rates of parasitism. Thus, additional research should be conducted to further assess the potential of *Hexameris* sp. for suppression of *E. maura*.

This research was funded by the Uşak University Scientific Research Coordination Agency (BAP) (project number: 2013/MF005).

Summary

The European sunn pest, *Eurygaster maura* (L.) (Heteroptera: Scutelleridae), is an insect of great importance to wheat (*Triticum* spp.; Poales: Poaceae), and other small grains in the Central Anatolia Re-

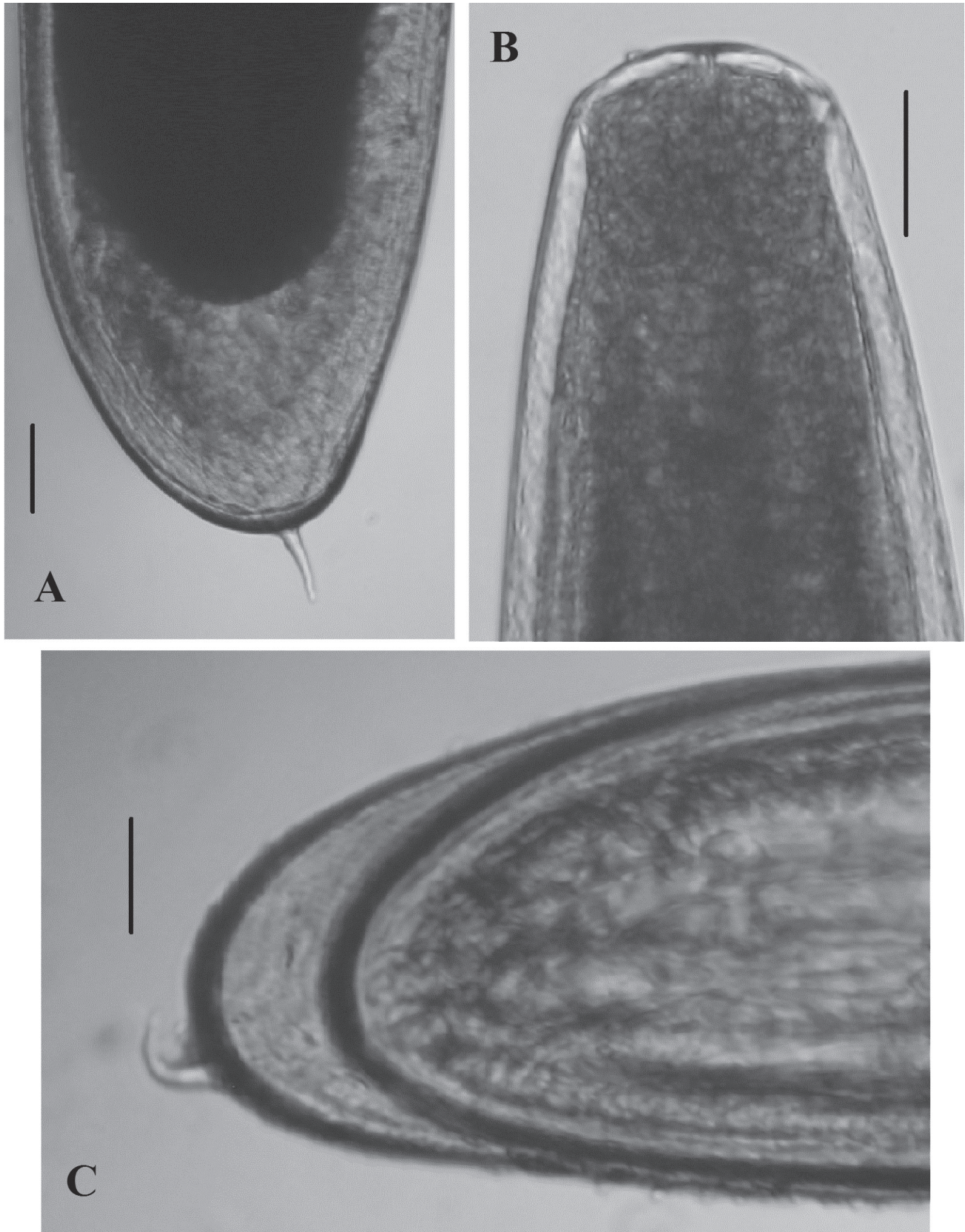


Fig. 3. Tail appendage (A), anterior portion of female (B), and posterior end of molting female of post-parasitic juvenile *Hexameris* sp. (C) (scale bar: A, 42 μ m; B, 43 μ m; C, 58 μ m).

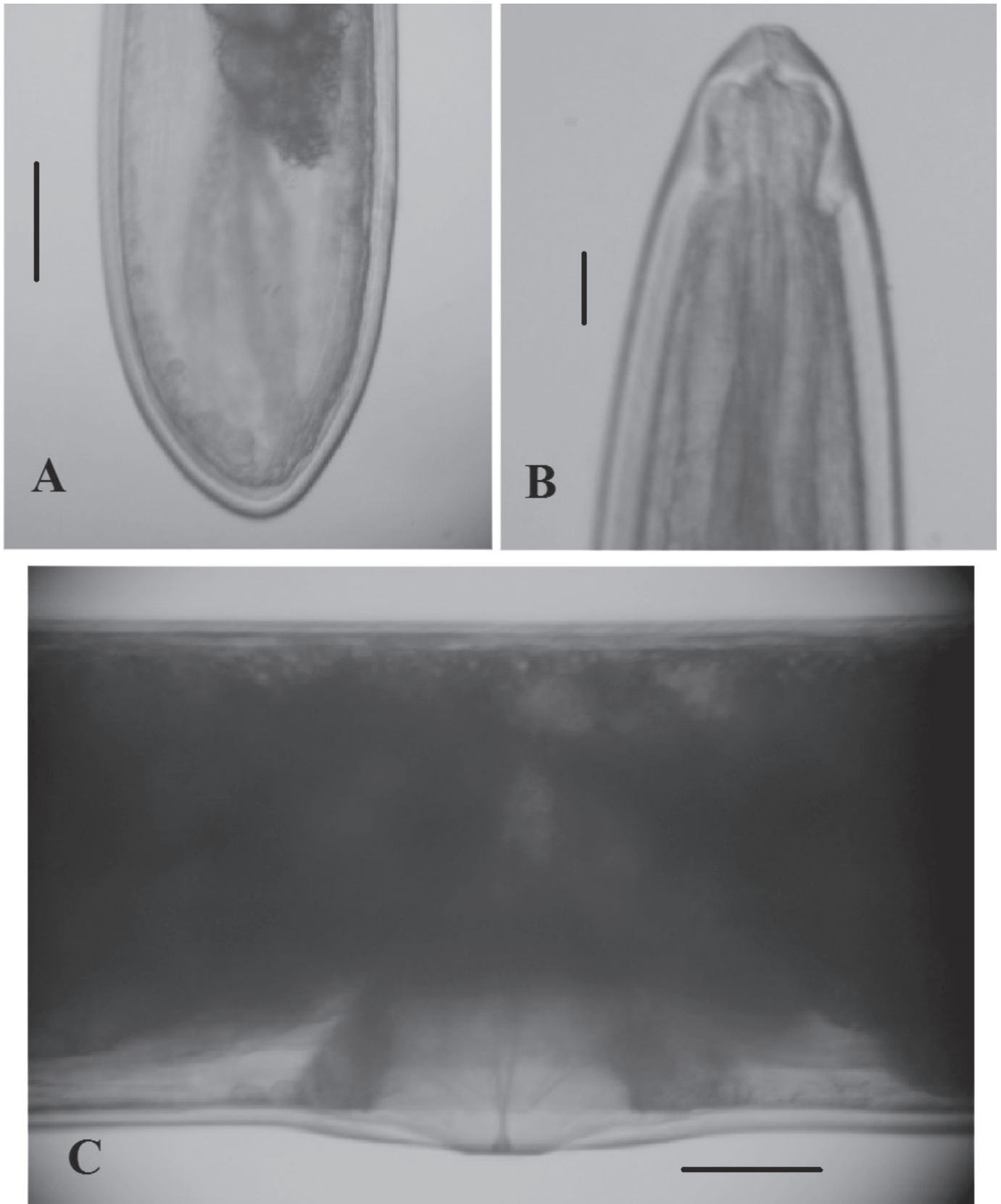


Fig. 4. Tail of female (A), anterior portion of female (B), and vulva of *Hexameris* sp. (C) (scale bar: A, 78 μ m; B, 32 μ m; C, 89 μ m).

gion of Turkey. Natural parasitism of this pest by a parasitic nematode, *Hexameris* sp. (Nematoda: Mermithidae), was reported for the first time in Ankara, Turkey, in 2013. During the next year, adults of *E. maura*

were collected from an overwintering area under plant leaf litter and brought to the laboratory and sexed. After killing, they were dissected to determine the presence or absence of mermithids. Natural parasit-

ism rates caused by the parasitic nematode were calculated individually for females and males of the sunn pest. The parasitism rates in the overwintering area were 20.0% for females and 31.6% for males during 2014. These findings suggest that *Hexameris* sp. has potential as a biological control agent of *E. maura*.

Key Words: cereal crop; European sunn pest; parasitic nematode; wheat

Sumario

El chinche plaga Europea de sunn, *Eurygaster maura* (L.) (Heteroptera: Scutelleridae), es un insecto de gran importancia en el trigo (*Triticum* spp.; Poales: Poaceae) y otros cultivos de cereales en la Región Central de Anatolia, Turquía. El parasitismo natural de esta plaga por un nematodo parásito, *Hexameris* sp. (Nematoda: Mermithidae), se reportó para su primer registro en Ankara, Turquía, en el 2013. En el año siguiente, los adultos de *E. maura* fueron recolectados de áreas de hibernación debajo de escombros de plantas llevados al laboratorio y su sexo determinado. Después de matarlos, fueron diseccionados con el fin de determinar la presencia o ausencia de mermithids. Por lo tanto, las tasas de parasitismo naturales causados por el nematodo parásito se calcularon por separado para hembras y machos del chinche plaga de sunn. Las tasas de parasitismo en las áreas de hibernación fueron 20.0% para las hembras y 31.6% para los machos en 2014. Estos hallazgos sugieren que *Hexameris* sp. tiene potencial como agente de control biológico de *E. maura* en un programa de control integrado.

Palabras Clave: cultivos de cereales; chinche plaga Europea de sunn; nematodo parásito; trigo

References Cited

- Achinelly MF, Camino NB. 2008. *Hexameris paranaense* new species (Nematoda: Mermithidae): a parasite of *Diloboderus abderus* (Coleoptera, Scarabaeidae) in Argentina. *Iheringia, Serie Zoologia* 4: 460-463.
- Artyukhovskiy AK. 1990. Soil mermithids; systematics, biology and utilization. Voronezh University publication, Voronezh, Russia. 158 pp. (In Russian.)
- Baker GL, Capinera JL. 1997. Nematodes and nematomorphs as control agents of grasshoppers and locusts. *Memoirs of the Entomological Society of Canada* 171: 157-211.
- Bandani AR, Alizadeh M, Talebi K. 2005. Toxicity of fenitrothion, an organophosphorus pesticide, against summer population of sunn pest, *Eurygaster integriceps* Put. (Hemiptera: Scutelleridae). *Communications in Agricultural and Applied Biological Sciences* 70: 775-777.
- Brown ES. 1965. Notes on the migration and direction of flight of *Eurygaster* and *Aeliu* species (Hemiptera, Pentatomoidea) and their possible bearing on invasions of cereal crops. *Journal of Animal Ecology* 34: 93-107.
- Critchley BR. 1998. Literature review of sunn pest *Eurygaster integriceps* Put. (Hemiptera: Scutelleridae). *Crop Protection* 17: 271-287.
- Demirbağ Z, Yaman M. 1999. A newly recorded mermithid parasite of *Euproctis chrysorrhoea* (L.). 7th European meeting in the IOBC/WPRS working group "Insect Pathogens and Insect Parasitic Nematodes," Vienna, Austria.
- Dikyar R. 1981. Biology and control of *Aelia rostrata* in Central Anatolia. *Bulletin, Organisation Européenne et Méditerranéenne pour la Protection des Plantes* 2: 39-41.
- Gaffour-Bensebbane C. 1991. The importance of female ectodermal genital parts in the discrimination of *Eurygaster* species (Laporte, 1832). I—Palaeartic species (Heteroptera, Scutelleridae). *Nouvelle Revue d'Entomologie* 8: 287-305. (In French)
- Hariri G, Williams PC, El-Haramein FJ. 2000. Influence of pentatomid insect on the physical dough properties and two-layered flat bread baking quality of Syrian wheat. *Journal of Cereal Science* 31: 111-118.
- Hernández-Crespo P, Santiago-Alvarez C. 1997. Description of *Hexameris serevensis* sp. n. (Nematoda: Mermithidae), a parasite of *Dociostaurus maroccanus* (Thunberg) (Orthoptera: Acrididae) in Spain. *Fundamental and Applied Nematology* 20: 37-42.
- Kaiser H. 1991. Terrestrial and semiterrestrial Mermithidae, pp. 899-965 *In* Nickle WR [ed.], *Manual of Agricultural Nematology*. Marcel Dekker, New York, New York, USA.
- Kammaing KL, Davis JA, Stock SP, Richter AR. 2012. First report of a mermithid nematode infecting *Piezodorus guildinii* and *Acrosternum hilare* (Hemiptera: Pentatomidae) in the United States. *Florida Entomologist* 95: 214-217.
- Kınacı E, Kınacı G. 2004. Quality and yield losses due to sunn pest (Hemiptera: Scutelleridae) in different wheat types in Turkey. *Field Crops Research* 89: 187-195.
- Kıvan M, Kılıç N. 2006. Age-specific fecundity and life table of *Trissolcus semistriatus*, an egg parasitoid of the sunn pest *Eurygaster integriceps*. *Entomological Science* 9: 39-46.
- Koçak E, Bilginturan S, Kaya E, Gözüağık C, Babaroğlu N, İslamoğlu M, Çetin G, Tülek A. 2014. Distribution of sunn pest species (*Eurygaster* spp.) in cereal areas of Turkey, p. 115 *In* The 5th Turkish Plant Protection Congress, 3-5 Feb, Antalya, Turkey.
- Manachini B, Landi S. 2003. New record of *Hexameris* sp. (Nematoda: Mermithidae) parasitizing *Rhaphigaster nebulosa* Poda (Hemiptera: Pentatomidae). *Bollettino di Zoologia Agraria e Bachicoltura Series II*, 35: 91-94.
- Memişoğlu H. 1985. Investigations on the distribution of the sunn pest species (*Eurygaster* spp.) and the bioecology and the control measure of *E. maura* L. in Ankara. Ph.D. thesis, Ankara University, Ankara, Turkey. 194 pp. (In Turkish)
- Memişoğlu H, Özer M. 1992. Investigation on overwintering position of cereal bug, *Eurygaster maura* L. (Heteroptera: Scutelleridae) in Ankara Province, pp. 458-469 *In* Proceedings of the 2nd National Entomology Congress of Turkey, 28-31 Jan 1992, Adana, Turkey. (In Turkish)
- Memişoğlu H, Özer M. 1994. Natural enemies and their activities on sunn pest *Eurygaster maura* L. (Hemiptera: Scutelleridae) in Ankara, pp. 175-186 *In* The 3rd Turkish Biological Control Congress, 25-28 Oct 1994, İzmir, Turkey. (In Turkish)
- Memişoğlu H, Melan K, Özkan M, Kılıç AU. 1994. Investigations on the crop losses in wheat caused by the cereal bug (*Aelia rostrata* Boh.) in the region of Central Anatolia. *Plant Protection Bulletin* 34(3-4): 111-121.
- Mennan S, Ertürk O. 2006. First record of parasitism of a Mermithidae (Nematoda) on *Leptinotera decemlineata* (Coleoptera: Chrysomelidae) in Turkey. *Pakistan Journal of Nematology* 24: 39-43.
- Nickle WR. 1972. A contribution to our knowledge of the Mermithidae (Nematoda). *Journal of Nematology* 4: 113-146.
- Rahaman PF, Sharma SB, Wightman JA. 2000. A review of insect-parasitic nematode research in India: 1927-1997. *International Journal of Pest Management* 46: 19-28.
- Rubstov IA. 1978. Mermithidae: Classification, importance and utilization. Nauka, Leningrad, Russia. 208 pp. (In Russian)
- Smart Jr GC. 1995. Entomopathogenic nematodes for the biological control of insects. *Journal of Nematology* 27: 529-534.
- Tarla G, Tarla Ş, İslamoğlu M, Gün G. 2010. Parasitism of *Eurygaster integriceps* Puton (Heteroptera: Scutelleridae) by *Hexameris* sp. (Nematoda: Mermithidae), p. 60 *In* Proceedings of the 43th Annual Meeting of the Society for Invertebrate Pathology, 11-15 Jul 2010, Trabzon, Turkey.
- Tarla G, Poinar G Jr, Tarla Ş. 2011. *Hexameris eurygasteri* sp. n. (Mermithidae: Nematoda) parasitizing the sunn pest, *Eurygaster integriceps* Puton (Hemiptera: Scutelleridae) in Turkey. *Systematic Parasitology* 79: 195-200.
- Tarla G, Tarla Ş, İslamoğlu M, Gün G. 2012a. Parasitism of the sunn pest, *Eurygaster integriceps* Puton (Heteroptera: Scutelleridae) with *Hexameris eurygasteri* Tarla, Poinar and Tarla (Nematoda: Mermithidae). *Egyptian Journal of Biological Pest Control* 22: 1-3.
- Tarla G, Tarla Ş, İslamoğlu M, Kodan M. 2012b. Parasitism of the wheat stinkbug, *Aelia rostrata* Boh. (Heteroptera: Pentatomidae) with the entomopathogenic nematode, *Hexameris* sp. (Nematoda: Mermithidae). *Egyptian Journal of Biological Pest Control* 22: 141-143.
- Yaman M, Demirbağ Z, Lipa J. 2002. A mermithid parasitic in *Euproctis chrysorrhoea* (Lepidoptera: Lymantriidae) in Turkey. *Bulletin of the Polish Academy of Sciences: Biological Sciences* 50: 195-198.
- Yaman M, Tosun O, Aydın C. 2009. Occurrence of the pathogens and parasites of *Phyllotreta undulata* (Coleoptera: Chrysomelidae) in Turkey. *Turkish Journal of Zoology* 33: 139-146.