



Nineteen new records to the bryophyte flora of Socotra Island Additions to the Bryophyte Flora of the Arabian Peninsula and Socotra 5.

Author: Kürschner, Harald

Source: Willdenowia, 33(2) : 445-458

Published By: Botanic Garden and Botanical Museum Berlin (BGBM)

URL: <https://doi.org/10.3372/wi.33.33219>

BioOne Complete (complete.BioOne.org) is a full-text database of 200 subscribed and open-access titles in the biological, ecological, and environmental sciences published by nonprofit societies, associations, museums, institutions, and presses.

Your use of this PDF, the BioOne Complete website, and all posted and associated content indicates your acceptance of BioOne's Terms of Use, available at www.bioone.org/terms-of-use.

Usage of BioOne Complete content is strictly limited to personal, educational, and non - commercial use. Commercial inquiries or rights and permissions requests should be directed to the individual publisher as copyright holder.

BioOne sees sustainable scholarly publishing as an inherently collaborative enterprise connecting authors, nonprofit publishers, academic institutions, research libraries, and research funders in the common goal of maximizing access to critical research.

HARALD KÜRSCHNER

Nineteen new records to the bryophyte flora of Socotra Island Additions to the Bryophyte Flora of the Arabian Peninsula and Socotra 5.

Abstract

Kürschner, H.: Nineteen new records to the bryophyte flora of Socotra Island. Additions to the Bryophyte Flora of the Arabian Peninsula and Socotra 5. – Willdenowia 33: 445-458. – ISSN 0511-9618; © 2003 BGBM Berlin-Dahlem.

Based on recent bryophyte collections 19 new records are added to the bryophyte flora of the island of Socotra (Hadhramout governorate, Yemen), increasing the hitherto known number of species to 74 (one hornwort, 30 liverworts, 43 mosses). Outstanding among the new finds are the xerotropical, palaeo-African liverworts *Frullania schimperi* (*Frullaniaceae*), *Radula comorensis* (*Radulaceae*), *Riccia argenteolimbata* (*Ricciaceae*), as well as the pantropical moss *Braunia secunda* (*Hedwigiaceae*), which are shortly described and illustrated. In addition, one hornwort, *Anthoceros punctatus*, and the family *Grimmiaceae* (*Grimmia laevigata*, *G. longirostris*, *G. trichophylla*) are reported for the first time from the Socotra archipelago. Finally, an updated checklist for Socotra is given, including all accepted names and synonyms from the literature applied to Socotra.

Introduction

Socotra, belonging to the governorate Hadhramout, Yemen, still is one of the most fascinating islands in the Indian Ocean and long has attracted botanists due to its high phytodiversity and exceptional phytogeographical relationships. Nevertheless, knowledge of its flora still is far from being completely documented, and continued investigations are required. This holds true especially for the bryophyte flora, the study of which began with the Balfour expedition in 1880 (I. B. Balfour, A. Scott, Lt. Cockburn 1879-1880, B. S. C.). This first collection revealed 11 mosses and five liverworts (see Checklist, below), which were recorded by Mitten (1888). Only one year later, in 1881, Georg Schweinfurth visited the island as a member of the Riebeck expedition. He collected a few bryophytes, these being identified by Müller (1901) and enumerated by Long (1986). Apparently, he collected only four mosses and one liverwort (*Plagiochasma beccarianum*), the latter mentioned by Bischler (1978). This collection increased the number of species to 13 mosses and six liverworts.

After these two expeditions, Socotra was long neglected by bryologists and no further collections are known until in 1967, A. R. Smith, together with the Middle East Command Expedition,

collected on the island again. His bryophyte collection included nine mosses (identified by C. C. Townsend) and three liverworts (identified by E. W. Jones; cf. Townsend 1969), raising the number of known species to 19 mosses and eight liverworts. Outstanding among these finds was *Tortella smithii*, a new species named in honour of the collector.

Shortly thereafter, Socotra again became 'terra incognita' for bryologists until, in the mid 1990's, the changing political situation and the unification of Yemen once again made it possible for botanical expeditions to visit the island (e.g., A. N. Al-Gifri, Aden, 1994; B. Mies, Düsseldorf, 1994, 1996, 1998, 1999; P. Hein & E. von Raab-Straube, Berlin, 1996; N. Kilian & al., Berlin, 2002). Their collections included many bryophytes, increasing the total number of species to 48 (15 liverworts, 33 mosses; cf. Al-Gifri & al. 1995, Kürschner 1998, 1999, 2000a-b). Among these finds, *Sematophyllum socotrense* was a species new to science.

Within the framework of the Yemeni German BIOTA (Biodiversity monitoring Transect Analysis) Project funded by the German Federal Ministry of Education and Research (bmb+f), the author had the opportunity to visit Socotra Island in 2002 and 2003. Again, six liverworts and one palaeotropical Asian moss, *Papillaria crocea*, could be added to the flora by the 2002 expedition (Kürschner 2003a).

In spring 2003, extensive bryophyte collections from the hitherto neglected high mountain area of the western Haghier Mountains, as well as the western Qalansiyah area and the southern Noged plain (Qa'ara Plateau) revealed 19 new records. Outstanding among these are the xerotropic, palaeo-African liverworts *Frullania schimperi* (*Frullaniaceae*), *Radula comorensis* (*Radulaceae*), *Riccia argenteolimbata* (*Ricciaceae*) and the pantropical moss *Braunia secunda* (*Hedwigiaceae*), which, together with two new records from the 2002 collections, are shortly described and illustrated below. These tropical bryophytes concentrate in the foggy and misty higher parts of the western Haghier Mountains, dominated by an Afro-montane, xerophytic woodland. Again, most of the new records impressively demonstrate the strong xerotropical floristic relationships of the Socotran bryoflora. In addition, for the first time, one hornwort, *Anthoceros punctatus*, and three species of *Grimmiaceae* (*Grimmia laevigata*, *G. longirostris*, *G. trichophylla*) are recorded, increasing the number of species known up to now to 74 (one hornwort, 30 liverworts, 43 mosses). At this occasion, an updated bryophyte checklist for Socotra is given, including all accepted names and synonyms applied to Socotra from the literature.

New bryophyte records for Socotra Island

Anthocerotopsida

Anthoceros punctatus L.

Haghier Mountains, upper Wadi Ayhaft, 12°36'21.1"N, 53°59'33.5"E, 350 m, on calcareous sinter near a spring, 14.3.2003, *H. Kürschner 03-131* (B, herb. Kürschner); Qalansiyah, Ma'alalah Plateau, 12°39'20.2"N, 53°26'38.3"E, 330 m, on soil beneath rocks, 8.3.2003, *H. Kürschner 03-25* (B, herb. Kürschner).

A subcosmopolitan species, widely distributed in the tropical and temperate parts of the world. In Africa disjunct [Cape Verde Islands, Democratic Republic of Congo (Zaire), Rwanda; cf. Wigginton & Grolle 1996]. SW Asian records are from the Caucasus region and Turkey (Frey & Kürschner 1991).

Hepaticopsida

Marchantiidae

Cleveaceae

Athalamia spathysii (Lindenb.) S. Hatt.

Haghier Mountains, upper Wadi Ayhaft (Ziroyq), 12°35'13.8"N, 54°00'48.1"E, 1060 m, on soil beneath overhanging rocks, 13.3.2003, *H. Kürschner 03-120* (B, herb. Kürschner).

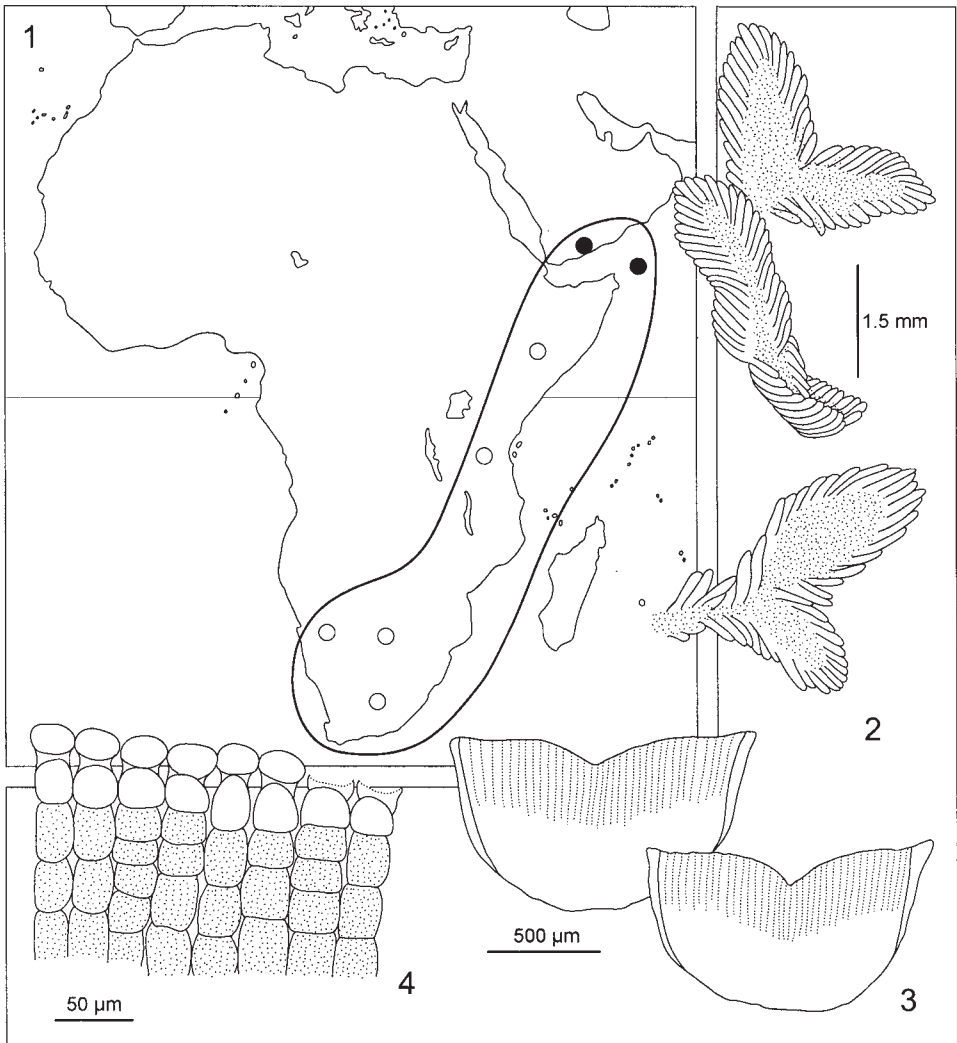


Fig. 1. *Riccia argenteolimbata* O. H. Volk & Perold – 1: distribution (open circles: country records only); 2: habit; 3: cross-section of thallus; 4: dorsal epithelium with upper cell layers (all drawn from Kürschner 03-149, herb. Kürschner).

A circum-Tethyan (Mesogean) species, widely distributed in the Mediterranean and Macaronesian region. In Africa disjunct (Namibia, Tanzania, cf. Wigginton & Grolle 1996). SW Asian records are from Israel, Jordan, Turkey and the Yemen mainland (Frey & Kürschner 1988).

Oxymitraceae

Oxymitra incrassata (Brot.) Sérgio & Sim-Sim

Haghier Mountains, upper Wadi Ayhaft (Ziroyq), 12°34'45.6"N, 54°00'32"E, 1060 m, on soil beneath overhanging rocks, mixed with *Targionia hypophylla*, 13.3.2003, H. Kürschner 03-117a (B, herb. Kürschner).

A species of xerotherm-Pangean origin, widely distributed in the Mediterranean region, Macaronesia, N Africa and SW Asia, with a major disjunction in South America. SW Asian records are from Israel, Turkey and the Yemen mainland (Frey & Kürschner 1988, Kürschner 2003b).

Ricciaceae

Riccia argenteolimbata O. H. Volk & Perold – Fig. 1

Thalli small, in gregarious patches, greenish grey; margins strongly inflexed when dry, exposing the appressed, stiff, white scales; thallus segments short, obovate-ligulate, 2-7 × 0.7-1.5 mm, to 0.9 mm thick, in cross-section nearly as wide as thick, thallus margins acute; dorsal epithelium in regular pattern, upper cells globose, hyaline, soon collapsing; cells in second layer without chloroplasts; air-pores mostly triangular, small; assimilation tissue in compact vertical columns of 8-10 rectangular cells, up to 450 µm thick; sporangia not seen in Socotran material.

Noged plain, Qa'ara Plateau, 12°20'22.1"N, 53°44'37.7"E, 470 m, in limestone rock crevices, 18.3.2003, *H. Kürschner 03-149* (B, herb. Kürschner).

A xerotropical palaeo-African species, widespread in Botswana, Kenya, Namibia, South Africa (Northern Province, North-West, Free State, Northern Cape) and Tanzania (Perold 1999, Wigginton & Grolle 1996), see Fig. 1.1. Recently reported from the Arabian Peninsula [Yemen: governorate Abyan, Jabal Arays (Kürschner 2003b)], where it is a character species of the *Riccietum jovet-astiae* ("astii") - *argenteolimbatae* Kürschner 2003. This community, rich in marchantioid liverworts, is typical for shallow depressions and soils overlying volcanic rock outcrops in the understorey of the monsoon-affected *Sterculia africana* subsp. *arabica* woodland.

Riccia atromarginata Levier var. *jovet-astiae* ("jovet-astii") Rauh & Buchloh

Near Ghodom, south of Qalansiyah, 12°38'56.4"N, 53°24'02"E, 160 m, in earthy rock fissures, 7.3.2003, *H. Kürschner 03-22, 03-23* (B, herb. Kürschner); Noged plain, Roqab area, 12°34'49.6"N, 54°09'55.6"E, 400 m, on soil in limestone crevices, 17.3.2003, *H. Kürschner 03-136* (B, herb. Kürschner).

A xerotropical palaeo-African species, known from Madagascar (type) and the S and SE Arabian Peninsula (Oman, United Arab Emirates and the southern Yemen; Al-Gifri & Kürschner 1996, Frey & Kürschner 1991, Kürschner & Böer 1999).

Targioniaceae

Targionia hypophylla L.

Haghier Mountains, upper Wadi Ayhaft (Ziroyq), 12°34'45.6"N, 54°00'32"E, 1060 m, on soil beneath overhanging rocks, mixed with *Oxymitra incrassata*, 13.3.2003, *H. Kürschner 03-116, 117b* (B, herb. Kürschner).

A species of xerotherm-Pangean origin, distributed throughout the warm temperate and subtropical parts of the world. On the Arabian Peninsula known from Oman, Saudi Arabia, United Arab Emirates and the mainland of Yemen (Frey & Kürschner 1988, Kürschner & Böer 1999).

Jungermanniiidae

Radulaceae

Radula comorensis Steph. – Fig. 2

Plants light green, robust, shoots 1.5-1.9 mm wide, sparsely and divaricately branched; leaves oval, 0.9 × 0.7 mm, distant to slightly imbricate, slightly crossing the stem; keel concave or straight, lobule rather small, slightly wider than long, sharply ampliate but rarely crossing stem; mid-leaf cells thin-walled, 15-18 µm, cuticle smooth; perianths and sporophytes not seen in Socotran material.

Haghier Mountains, Skent, Arra'bin area, 12°34'22.7"N, 54°01'02.7"E, 1470 m, on granite rock, 12.3.2003, *H. Kürschner 03-91, 03-95* (B, herb. Kürschner).

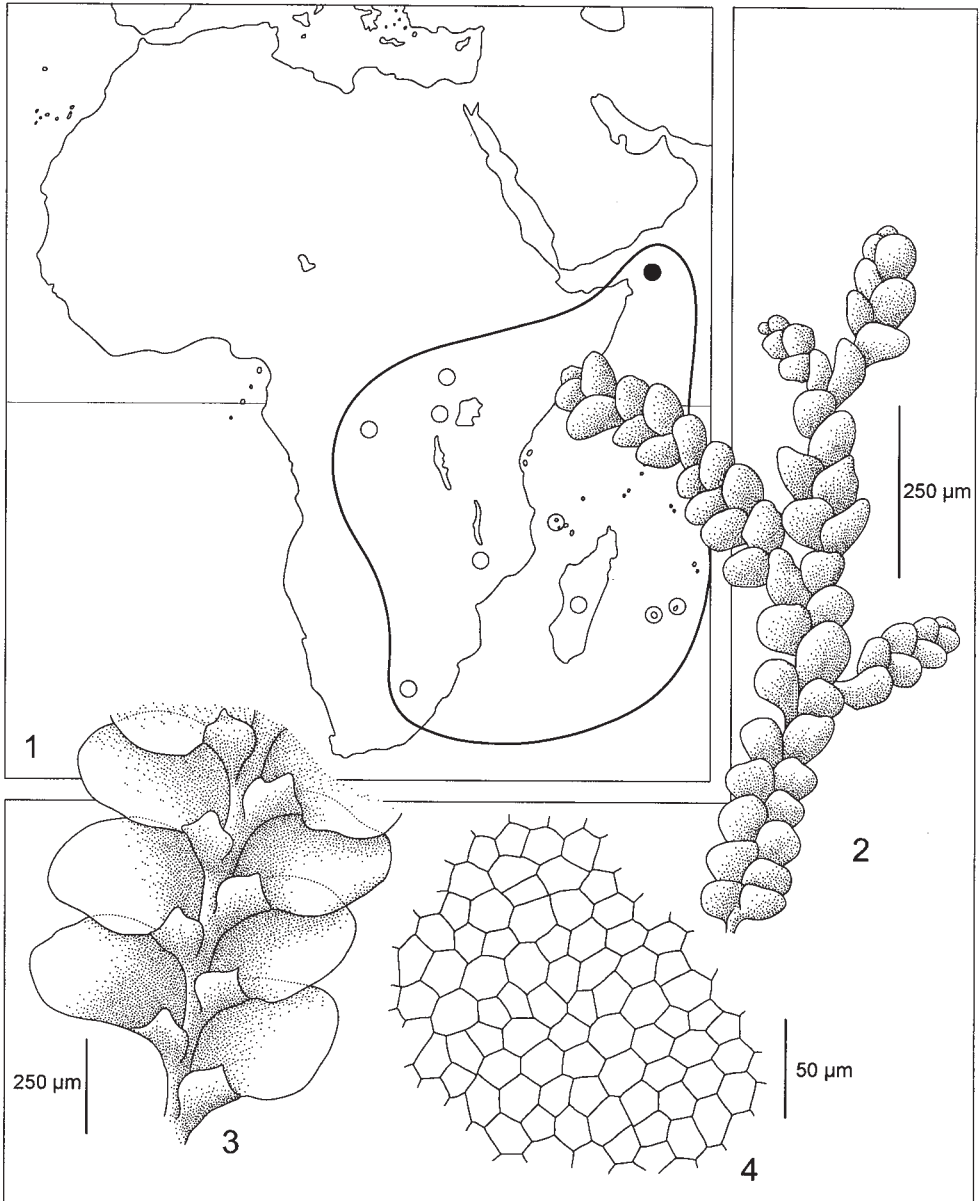


Fig. 2. *Radula comorensis* Steph. – 1: distribution (open circles: country records only); 2: habit (dorsal view); 3: habit (ventral view); 4: mid-leaf cells (all drawn from *Kürschner 03-91*, herb. Kürschner).

A xerotropical palaeo-African species, distributed in the upper montane belt of the Democratic Republic of Congo (Zaire), Comoro Islands, Madagascar, Malawi, Mauritius, Réunion (frequent from 1200-1600 m altitude on trees in forests and on sheltered rocks, Jones 1977), Rwanda, South Africa (Lesotho) and Uganda (Wigginton 2002).

Radula quadrata Gottsche

Haghier Mountains, Skent, Sha'ha area, 12°34'31.1"N, 54°01'17.9"E, 1520 m, on granite rock, 12.3.2003, *H. Kürschner 03-102* (B, herb. Kürschner); Haghier Mountains, Momheit Skent, 12°34'32.7"N, 54°01'37.4"E, 1500 m, epiphytic on *Sideroxylon discolor*, 11.3.2003, *H. Kürschner 03-73* (B, herb. Kürschner).

A pantropical species, reported throughout the tropical and subtropical Americas (Brazil, Guatemala, Mexico, Schuster 1980) and Africa [Cameroon, Comoro Islands, Democratic Republic of Congo (Zaire), Eritrea, Ethiopia, Kenya, Madagascar, Malawi, Mauritius, Réunion, Rwanda, South Africa, Tanzania (Jones 1977, as *R. recurvifolia*) and Uganda (Wigginton 2002, Wigginton & Grolle 1996)].

Radula voluta Taylor ex Gottsche, Lindenb. & Nees

Haghier Mountains, Skent, Sha'ha area, 12°34'31.1"N, 54°01'17.9"E, 1520 m, epiphytic on *Euclea divinorum*, 12.3.2003, *H. Kürschner 03-103* (B, herb. Kürschner).

A pantropical species, widely distributed in Africa [Bioco, Democratic Republic of Congo (Zaire), Ethiopia, Kenya, Madagascar, Malawi, Mauritius, Réunion, Rwanda, South Africa, Tanzania, Uganda (Jones 1977, Wigginton 2002, Wigginton & Grolle 1996)], tropical America (Brazil, Peru), and North America (North Carolina, Tennessee; Schuster 1980). Also occurring in Europe, where it represents a rare, scattered, southern Atlantic species, known only from England (Cumberland), W Ireland, Scotland, and Wales.

Frullaniaceae***Frullania schimperii*** Nees – Fig. 3

Plants brownish, creeping, to 4-6 (-8) cm long; leaves incubous, imbricate, ovate-reniform, obtuse, often incurved at apex and sometimes acute; ventral lobes of leaves claviform, 2 × as long as wide; stylus setaceous, consisting of 3-4 cells, up to 60 (-90) µm long; leaf cells isodiametric, irregularly sinuose, 12-18 × 15-25 µm, apical cells subquadrate, 10-12 × 11-14 µm; trigones well developed and confluent in basal cells; underleaves distant, suborbicular, slightly auriculate, 3-5 × as wide as the stem, shallowly divided up to 1/5-1/4; lobes rounded, obtuse; underleaf margins frequently recurved; perianths and sporophytes not seen in Socotran material.

Haghier Mountains, Skent, Arra'bin area, Wadi Antanqatan, 12°34'20.7"N, 54°01'03"E, 1470 m, epiphytic on *Pittosporum viridiflorum*, 12.3.2003, *H. Kürschner 03-80* (B, herb. Kürschner).

A xerotropical palaeo-African (Afro-montane) species, distributed in the upper montane belt of Burundi, Cameroon, Ethiopia, Kenya, Madagascar, Tanzania, Rwanda and Uganda (Vanden Berghen 1976, Wigginton 2002, Wigginton & Grolle 1996; Fig. 3.1). Distinguished from the similar, but much more widely distributed *F. apicalis* Mitt. by its underleaves, which are much wider (3-5 × as wide as stem), having rounded, obtuse and short lobes, as well as revolute margins.

Bryopsida**Pottiaceae*****Anoetangium aestivum*** (Hedw.) Mitt.

Haghier Mountains, Aduno Demele, 12°34'26.3"N, 54°03'07.1"E, 1030 m, granite rock fissures, 10.3.2003, *H. Kürschner 03-34* (B, herb. Kürschner); Hagier Mountains, upper Wadi Ayhaft (Ziroyq), 12°35'29.2"N, 54°00'40.2"E, 600 m, wet, granite rock near a spring, 14.3.2003, *H. Kürschner 03-127* (B, herb. Kürschner).

A northern species, previous Arabian reports only from mainland Yemen (Kürschner 2000a).

Didymodon cordatus Jur.

Haghier Mountains, Aduno Demele, 12°34'26.3"N, 54°03'07.1"E, 1030 m, 10.3.2003, *H. Kürschner 03-35* (B, herb. Kürschner).

A northern species with southern character, widely distributed in central and S Europe. SW Asian records from Syria, Turkey and Saudi Arabia (Frey & Kürschner 1988, 1991, Kürschner 2000a).

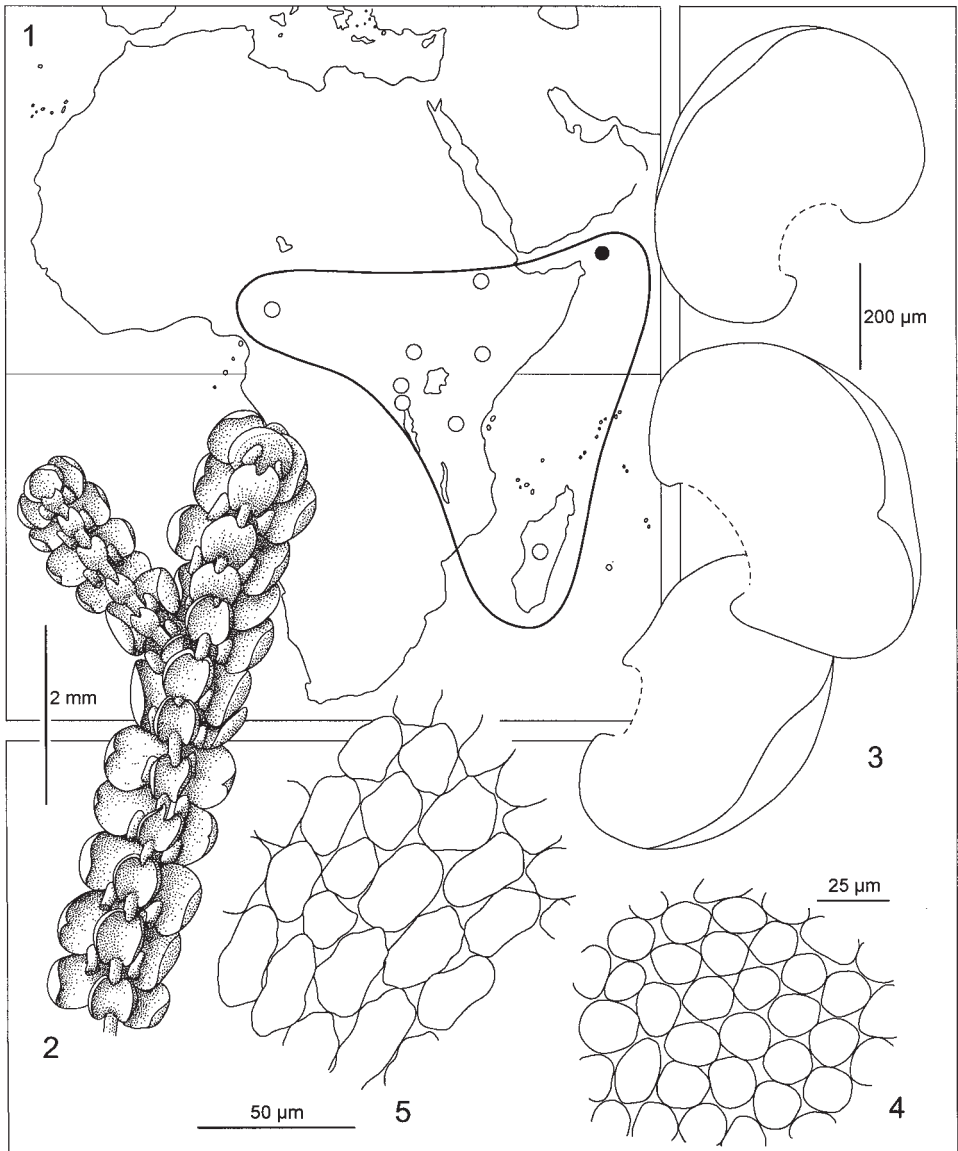


Fig. 3. *Frullania schimperi* Nees – 1: distribution (open circles: country records only); 2: habit (ventral view); 3: leaves; 4: mid-leaf cells; 5: basal leaf cells (all drawn from Kürschner 03-80, herb. Kürschner).

***Trichostomum crispulum* Bruch**

Diksam Plateau south of Muri, 12°31'N, 53°56'E, 840 m, in rock fissures, 25.3.2002, *H. Kürschner 02-188a* (B, herb. Kürschner).

A northern species with sub-Mediterranean character, widely distributed in Eurasia, N Africa, North America and SW Asia (Iran, Iraq, Israel, Jordan, Lebanon, Saudi Arabia, Syria, Turkey, United Arab Emirates and Yemen; Frey & Kürschner 1988, 1991).

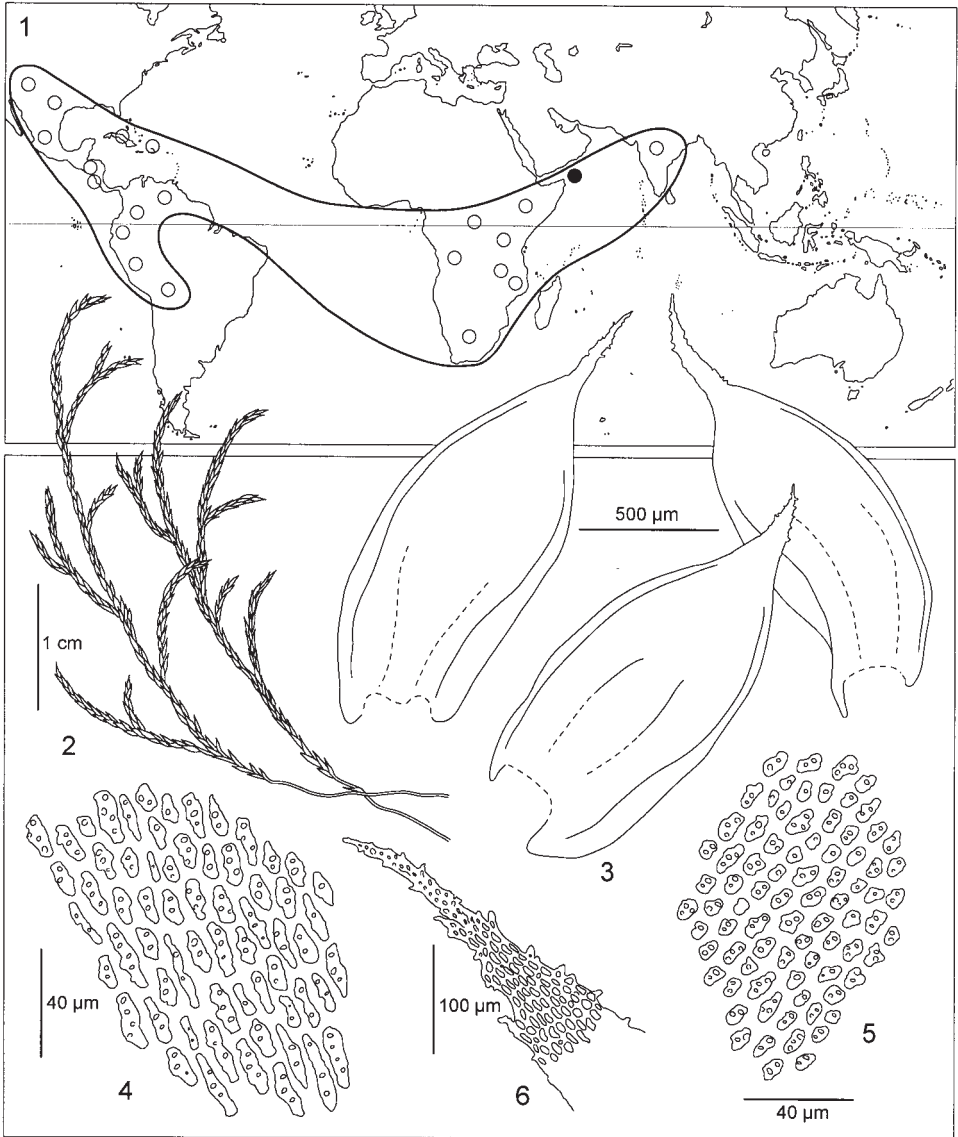


Fig. 4. *Braunia secunda* (Hook.) Bruch & Schimp. – 1: Distribution (open circles: country records only); 2: habit; 3: leaves; 4: mid-leaf cells; 5: basal leaf cells; 6: pointed leaf apex (all drawn from Kürschner 03-60, herb. Kürschner).

***Weissia condensa* (Voit) Lindb.**

Noged plain, Qa'ara Plateau, 12°20'22.1"N, 53°44'37.7"E, 470 m, in rock crevices, 18.3.2003, H. Kürschner 03-150, 03-151 (B, herb. Kürschner).

A species of northern origin with sub-Mediterranean-sub-Atlantic character. Widely distributed in S and W Europe, the Mediterranean region, N Africa, North America, SW Asia and New Zealand. For the Arabian Peninsula recorded from Oman, United Arab Emirates, Saudi Arabia and mainland Yemen (Al-Gifri & Kürschner 1996, Frey & Kürschner 1988, Kürschner & Böer 1999).

Grimmiaceae***Grimmia laevigata*** (Brid.) Brid.

Haghier Mountains, Skent, Sha'ha area, 12°34'31.1"N, 54°01'17.9"E, 1520 m, on granite rocks, 12.3.2003, *H. Kürschner 03-98* (B, herb. Kürschner).

A nearly cosmopolitan species, widely distributed in Europe, Africa, America, Asia and Australia. Reported in SW Asia from Afghanistan, Iran, Iraq, Israel, Jordan, Lebanon, Saudi Arabia, Syria and Turkey (Frey & Kürschner 1988, 1991).

Grimmia longirostris Hook. (Syn.: *G. affinis* Hornsch.)

Haghier Mountains, Skent, Arra'bin area, Wadi Antanqatan, 12°34'20.7"N, 54°01'03"E, 1460 m, on granite rocks, 12.3.2003, *H. Kürschner 03-77* (B, herb. Kürschner).

A nearly cosmopolitan species, widely distributed in Europe, Africa, North, Central and South America as well as Asia. SW Asian records are from Iran and Turkey (Frey & Kürschner 1991).

Grimmia trichophylla Grev.

Haghier Mountains, Skent, Arra'bin area, Wadi Antanqatan, 12°34'20.7"N, 54°01'03"E, 1470 m, on granite rocks, 12.3.2003, *H. Kürschner 03-86* (B, herb. Kürschner).

A nearly cosmopolitan species, widely distributed in Europe, Africa, North, Central and South America, temperate and tropical Asia, Australasia, New Zealand. SW Asian records are from Afghanistan, Iran, Iraq, Israel, Jordan, Lebanon, Saudi Arabia, Syria and Turkey (Frey & Kürschner 1988, 1991, Kürschner 2000c).

Bryaceae***Bryum caespiticium*** Hedw.

Diksam Plateau south of Muri, 12°31'N, 53°56'E, 840 m, in rock fissures, 25.3.2002, *H. Kürschner 02-184* (B, herb. Kürschner).

A nearly cosmopolitan species widely distributed in Eurasia, North and Central Africa, America, Australia and Oceania. SW Asian records are from Afghanistan, Iran, Iraq, Israel, Jordan, Lebanon, Saudi Arabia, Syria, Turkey, United Arab Emirates and Yemen (Frey & Kürschner 1988, 1991).

Hedwigiaceae***Braunia secunda*** (Hook.) Bruch & Schimp. – Fig. 4

Plants about 5-10 cm long, in dense, yellowish or brown mats; stems irregularly branched, often producing stoloniform branches; branches often curved; leaves oblong-ovate, imbricate to erect-spreading when dry, spreading when moist, ± plicate, acuminate or variously piliferous, sometimes hair-pointed; margins recurved in the lower half; leaf cells subquadrate to short-rectangular above, linear at the base, very thick-walled, with numerous, rounded papillae; sporophytes not seen in Socotran material.

Haghier Mountains, pass near Tweleq to Skent, 12°34'37.5"N, 54°02'14.1"E, 1200 m, on granite rocks, 11.3.2003, *H. Kürschner 03-60* (B, herb. Kürschner).

A xerotropical species, widely distributed in Africa [Angola, Democratic Republic of Congo (Zaire), Ethiopia, Kenya, Malawi, Mozambique, Rwanda, South Africa (Lesotho, Natal, Transvaal, Swaziland), Tanzania, Uganda, Zimbabwe (O'Shea 1995)], Asia (India), Western USA (Arizona, Texas), and Central and South America [Bolivia, Colombia, Costa Rica, Cuba, Dominican Republic, Ecuador, Guatemala, Mexico, Peru and Venezuela (Delgadillo & al. 1995)].

Checklist of the bryophytes of Socotra

The following checklist includes all published names and synonyms applied to Socotra in the literature. The arrangement is strictly alphabetical to make the finding of a name easier. The reference where the taxon is mentioned first is given in square brackets. Accepted names are given in bold italic, synonyms in regular italic with an indication (arrow) to the correct and accepted name.

Anthocerotopsida

Anthoceros L. (*Anthocerotaceae*)

Anthoceros punctatus L. [hoc. loc.]

Hepaticopsida

Asterella P.Beauv. (*Aytoniaceae*)

Asterella pappii (Gola) Grolle [Mitten 1888]

Athalamia Falconer (*Cleveaceae*)

Athalamia spathysii (Lindenb.) S. Hatt. [hoc. loc.]

Exormotheca Mitt. (*Exormothecaceae*)

Exormotheca pustulosa Mitt. [Kürschner 2003a]

Fimbriaria Nees → *Asterella*

Fimbriaria pusilla Mitt. → *Asterella pappii*

Fossombronia Raddi (*Fossombroniaceae*)

Fossombronia crispa Nees [Al-Gifri & al. 1995]

Frullania Raddi (*Frullaniaceae*)

Frullania ericoides (Nees) Mont. [Mitten 1888]

Frullania schimperi Nees [hoc. loc.]

Frullania socotrana Mitt. [Mitten 1888]

Frullania squarrosa Nees → *Frullania ericoides*

Frullania trinervis (Lehm.) Drège [Kürschner 2000b]

Lejeunea Lib. (*Lejeuneaceae*)

Lejeunea cavifolia (Ehrh.) Lindb. [Mitten 1888]

Lejeunea rhodesiae (Sim) R. M. Schust. [Kürschner 2003a]

Lejeunea serpyllifolia Lib. → *Lejeunea cavifolia*

Mannia Opiz (*Aytoniaceae*)

Mannia androgyna (L.) A. Evans [Kürschner 2003a]

Marchesinia Gray (*Lejeuneaceae*)

Marchesinia excavata (Mitt.) Schiffn. [Kürschner 2000b, as *M. mackaii* (Hook.) Gray]

Mastigolejeunea (Spruce) Schiffn. (*Lejeuneaceae*)

Mastigolejeunea auriculata Steph. [Kürschner 2003a]

Microlejeunea Steph. (*Lejeuneaceae*)

Microlejeunea africana Steph. [Kürschner 2000b]

Otione Corda → *Plagiochasma*

Otione aitonia (Lindenb. & Nees) Mitt. → *Plagiochasma rupestre*

Oxymitra Bisch. ex Lindenb. (*Oxymitraceae*)

Oxymitra incrassata (Brot.) Sérgio & Sim-Sim [hoc. loc.]

Pellia Raddi (*Pelliaceae*)

Pellia epiphylla (L.) Corda [Kürschner 2003a]

Plagiochasma Lehm. & Lindenb. (*Aytoniaceae*)

Plagiochasma appendiculatum Lehm. & Lindenb. [Jones 1969]

Plagiochasma beccarianum Steph. [Bischler 1978]

Plagiochasma fischeriana (Steph.) Steph. ('*P. fischeri*') → *Plagiochasma appendiculatum*
Plagiochasma rupestre (J. R. & G. Forst.) Steph. [Mitten 1888]

Radula Dumort. (*Radulaceae*)

Radula appressa Mitt. [Kürschner 2000b]
Radula comorensis Steph. [hoc. loc.]
Radula quadrata Gottsche [hoc. loc.]
Radula voluta Taylor ex Gottsche, Lindenb. & Nees [hoc. loc.]

Riccia L. (*Ricciaceae*)

Riccia argenteolimбата O. H. Volk & Perold [hoc. loc.]
Riccia atromarginata Levier var. *joventastiae* Rauh & Buchloh [hoc. loc.]
Riccia crinita Taylor [Jones 1969]
Riccia macrocarpa Levier [Al-Gifri & al. 1995]
Riccia trabutania Steph. [Al-Gifri & al. 1995]
Riccia trichocarpa M. Howe → *Riccia crinita*

Southbya Spruce (*Arnellaceae*)

Southbya nigrella (De Not.) Henriq. [Kürschner 2003a]

Targionia L. (*Targioniaceae*)

Targionia hypophylla L. [hoc. loc.]

Bryopsida

Anictangium mariei Besch. → *Barbula indica*

Anoetangium Schwaegr. (*Pottiaceae*)

Anoetangium aestivum (Hedw.) Mitt. [hoc. loc.]
Anoetangium balfourii Mitt. → *Barbula indica*

Anomobryum Schimp. (*Bryaceae*)

Anomobryum filiforme (Dicks.) Husn. → *Anomobryum julaceum*
Anomobryum julaceum (P. Gaertn., E. Mey. & Scherb.) Schimp. [Townsend 1969]

Barbula Hedw. (*Pottiaceae*)

Barbula indica (Hook.) Spreng. [Mitten 1888]
Barbula riebeckii Müll. Hal. → *Pleurochaete squarrosa*
Barbula schweinfurthiana Müll. Hal. [Müller 1901]
Barbula schweinfurthii Müll. Hal. → *Weissia artocosana*

Bartramia Hedw. (*Bartramiaceae*)

Bartramia pungens Mitt. → *Philonotis pungens*

Brachymerium Schwaegr. (*Bryaceae*)

Brachymerium nepalense Hook. [Townsend 1969]
Brachymerium sp. [Mitten 1888]

Braunia Bruch & Schimp. (*Hedwigiaceae*)

Braunia secunda (Hook.) Bruch & Schimp. [hoc. loc.]

Bryum Hedw. (*Bryaceae*)

Bryum arachnoideum Müll. Hal. [Kürschner 1999]
Bryum caespiticium Hedw. [hoc. loc.]
Bryum capillare Hedw. [Al-Gifri & al. 1995]
Bryum dichotomum Hedw. [Mitten 1888]

Campylopus Brid. (*Dicranaceae*)

Campylopus introflexus var. *polytrichoides* (De Not.) Giacom. → *Campylopus pilifer*
Campylopus pilifer Brid. [Mitten 1888]
Campylopus polytrichoides De Not. → *Campylopus pilifer*
Campylopus schweinfurthii Müll. Hal. → *Campylopus pilifer*

Didymodon Hedw. (*Pottiaceae*)*Didymodon cordatus* Jur. [hoc. loc.]*Edentella* Müll. Hal. → *Pseudosymblepharis**Edentella schweinfurthii* Müll. Hal. → *Weissia artocosana**Entosthodon* Schwaegr. (*Funariaceae*)*Entosthodon fascicularis* (Hedw.) Müll. Hal. [Al-Gifri & al. 1995]*Eucladium* Bruch & Schimp. (*Pottiaceae*)*Eucladium verticillatum* (Brid.) Bruch & Schimp. [Al-Gifri & al. 1995]*Fabronia* Raddi (*Fabroniaceae*)*Fabronia socotrana* Mitt. [Mitten 1888]*Fissidens* Hedw. (*Fissidentaceae*)*Fissidens megalotis* subsp. *helictocaulos* (Müll. Hal.) Brugg.-Nann. [Kürschner 1999]*Fissidens pellucidus* Hornsch. [Kürschner 1999]*Fissidens serratus* Müll. Hal. [Kürschner 1998]*Grimmia* Hedw. (*Grimmiaceae*)*Grimmia laevigata* (Brid.) Brid. [hoc. loc.]*Grimmia longirostris* Hook. [hoc. loc.]*Grimmia trichophylla* Grev. [hoc. loc.]*Gyroweisia* Schimp. (*Pottiaceae*)*Gyroweisia reflexa* (Brid.) Schimp. [Al-Gifri & al. 1995]*Hymenostomum* R. Br. → *Weissia**Hymenostomum socotrana* (Mitt.) Broth. → *Weissia socotrana**Hyophila* Brid. (*Pottiaceae*)*Hyophila involuta* (Hook.) A. Jaeger [Al-Gifri & al. 1995]*Hyophila punctulata* (Mitt.) Kindb. [Mitten 1888]*Macrocoma* (Müll. Hal.) Grout (*Macromitriaceae*)*Macrocoma abyssinica* (Müll. Hal.) Vitt [Townsend 1969]*Macromitrium* Brid. (*Macromitriaceae*)*Macromitrium abyssinicum* Müll. Hal. → *Macrocoma abyssinica**Palamocladium* Müll. Hal. (*Brachytheciaceae*)*Palamocladium leskeoides* (Hook.) E. Britton [Townsend 1969]*Palamocladium nilgheriense* (Mont.) Müll. Hal. → *Palamocladium leskeoides**Papillaria* (Müll. Hal.) Müll. Hal. (*Meteoriaceae*)*Papillaria crocea* (Hampe) A. Jaeger [Kürschner 2003a]*Philonotis* Brid. (*Bartramiaceae*)*Philonotis pungens* (Mitt.) Mitt. [Mitten 1888]*Pleurochaete* Lindb. (*Pottiaceae*)*Pleurochaete squarrosa* (Brid.) Lindb. [Long 1986]*Pseudosymblepharis* Broth. (*Pottiaceae*)*Pseudosymblepharis angustata* (Mitt.) Hilp. [Townsend 1969]*Pseudosymblepharis socotrana* (Mitt.) Thér. → *Weissia artocosana**Racopilum* P. Beauv. (*Racopilaceae*)*Racopilum capense* Müll. Hal. [Kürschner 1999]*Schlotheimia* Brid. (*Macromitriaceae*)*Schlotheimia balfourii* Mitt. [Mitten 1888]*Sematophyllum* Mitt. (*Sematophyllaceae*)*Sematophyllum socotrense* Buck [Al-Gifri & al. 1995]

- Semibarbula* Herzog ex Hilp. (*Pottiaceae*)
Semibarbula indica (Hook.) Herzog ex Hilp. → *Barbula indica*
- Symblepharis* Mont. (*Pottiaceae*)
Symblepharis socotrana Mitt. → *Weissia artocosana*
- Syntrichia* Brid. (*Pottiaceae*)
Syntrichia fragilis (Taylor) Ochyra [Kürschner 1999]
- Tortella* (Lindb.) Limpr. (*Pottiaceae*)
Tortella humilis (Hedw.) Jenn. [Mitten 1888]
Tortella nitida (Lindb.) Broth. [Kürschner 2000a]
Tortella smithii Townsend [Townsend 1969]
- Tortula* Hedw. (*Pottiaceae*)
Tortula caespitosa Schwaegr. → *Tortella humilis*
- Trichostomum* Bruch (*Pottiaceae*)
Trichostomum brachydontium Bruch [Al-Gifri & al. 1995]
Trichostomum crispulum Bruch [hoc. loc.]
- Weissia* Hedw. (*Pottiaceae*)
Weissia artocosana (Mitt.) Zander [Mitten 1888]
Weissia condensa (Voit) Lindb. [hoc. loc.]
Weissia punctulata Mitt. → *Hyophila punctulata*
Weissia socotrana Mitt. [Mitten 1888]

Acknowledgements

The field excursion was carried out within the framework of the Yemeni German BIOTA [Biodiversity monitoring Transect Analysis] project (http://www.biota-africa.de/800/biota_east/structure_east.htm) funded by the German Federal Ministry of Education and Research (bmb+f). I am grateful to Dr M. A. Hubaishan (AREA, Mukalla), Dr N. Kilian (BGBM, Berlin) and P. Hein (Berlin) for their assistance in the field, to Dr H. C. Greven (Doorn), Dr T. Pócs (Eger), Dr Ph. Sollman (St Anna) and Dr K. Yamada (Funayama) for identifying and revising some of the specimens, to H. Lünser (Berlin) for completing the drawings; and, last not least, to the two referees, Dr D. G. Long (Edinburgh) and Dr M. J. Wigginton (Peterborough) for valuable comments on the manuscript.

References

- Al-Gifri, A. N. & Kürschner, H. 1996: First records of bryophytes from the Hadramout and Abyan governorate, southern Yemen. *Studies in Arabian bryophytes* 20. – *Nova Hedwigia* **62**: 137-146.
- , — & Mies, B. 1995: New records, additions and a new species, *Sematophyllum socotrense* Buck (*Sematophyllaceae, Musci*) to the bryophyte flora of Socotra (Yemen). *Studies in Arabian bryophytes* 19. – *Nova Hedwigia* **61**: 467-480.
- Bischler, H. 1978: *Plagiochasma* Lehm. & Lindenb. II. Les taxa européens et africains. – *Rev. Bryol. Lichénol.* **44**: 223-300.
- Delgadoillo, C. M., Bello, B. & Cárdenas, S. A. 1995: Latmoss: A catalogue of neotropical mosses. – *Monogr. Syst. Bot. Missouri Bot. Gard.* **56**: 1-191.
- Frey, W. & Kürschner, H. 1988: Bryophytes of the Arabian Peninsula and Socotra. Floristics, phytogeography and definition of the xerothermic Pangaeic element. *Studies in Arabian bryophytes* 12. – *Nova Hedwigia* **46**: 37-120.
- & — 1991: Conspectus bryophytorum orientalium et arabicorum. An annotated catalogue of the bryophytes in Southwest Asia. – *Bryoph. Bibl.* **39**: 1-181.

- Jones, E. W. 1969: *Hepaticae*. – [Pp. 795-796 in: Townsend, C. C., Bryophytes from Socotra]. – Trans. Brit. Bryol. Soc. **5**: 790-797.
- 1977: African hepatics XXX. The genus *Radula* Dumortier. – J. Bryol. **9**: 461-504.
- Kürschner, H. 1998: *Hymenostylium hildebrandtii* (C. Müll.) Zander (*Pottiaceae*, *Musci*), and further new and interesting records to the moss flora of Yemen and Socotra. Studies in Arabian bryophytes 22. – Nova Hedwigia **67**: 457-467.
- 1999: New moss records to the island of Socotra and the Yemen mainland. Studies in Arabian bryophytes 24. – Nova Hedwigia **69**: 399-405.
- 2000a: Bryophyte Flora of the Arabian Peninsula and Socotra. – Bryoph. Bibl. **55**.
- 2000b: *Marchesinia mackaii* (Hook.) S. F. Gray (*Lejeuneaceae*, *Hepaticopsida*), and further leafy epiphytic liverworts new to Socotra Island. Additions to the Bryophyte Flora of the Arabian Peninsula and Socotra 1. – Nova Hedwigia **71**: 503-508.
- 2000c: Towards a Bryophyte Flora of the Near and Middle East. 2. New moss records from Syria. – Nova Hedwigia **71**: 121-129.
- 2003a: Further new bryophytes to Socotra and the Yemen mainland, including *Papillaria crocea* (Hampe) A. Jaeger (*Meteoriaceae*, *Bryopsida*), a palaeotropical Asian species. Additions to the Bryophyte Flora of the Arabian Peninsula and Socotra 3. – Nova Hedwigia **76**: 257-267.
- 2003b: The Riccietum jovet-astii - argenteolimbatæ ass. nov. of the Jabal Arays area, Yemen. Life strategies of a remarkable xerotropical African bryophyte community. – Nova Hedwigia **76**: 399-413.
- & Böer, B. 1999: New records of bryophytes from the southern Musandam Peninsula and Jebel Hafit (United Arab Emirates). – Nova Hedwigia **68**: 409-419.
- Long, D. G. 1986: Some Socotran mosses collected by Schweinfurth. Studies in Arabian bryophytes 5. – Nova Hedwigia **43**: 443-445.
- Mitten, W. 1888: *Muscineae*. – Pp. 330-336 in: Balfour, J. B.: The botany of Socotra. – Trans. Roy. Soc. Edinb. **31**.
- Müller, C. 1901: Genera muscorum frondosorum. – Leipzig.
- O'Shea, B. 1995: Checklist of the mosses of sub-Saharan Africa. – Trop. Bryol. **10**: 91-198.
- Perold, S. M. 1999: *Hepatophyta*, Part 1: *Marchantiopsida*, Fasc. 1: *Marchantiidae*. – In: Leistner, O. A. (ed.), Flora of Southern Africa. – Pretoria.
- Schuster, R. M. 1980: The *Hepaticae* and *Anthocerotae* of North America IV. – New York.
- Townsend, C. C. 1969: Bryophytes from Socotra. – Trans. Brit. Bryol. Soc. **5**: 790-796.
- Vanden Berghen, C. 1976: *Frullaniaceae* (*Hepaticae*) africanae. – Bull. Jard. Bot. Belg. **46**: 1-220.
- Wigginton, M. J. 2002: Checklist and distribution of the liverworts and hornworts of sub-Saharan Africa, including the East African Islands. – Trop. Bryol. Res. Rep. **3**: 1-88.
- & Grolle, R. 1996: Catalogue of the *Hepaticae* and *Anthocerotae* of Sub-Saharan Africa. – Bryoph. Bibl. **50**.

Address of the author:

PD Dr H. Kürschner, Freie Universität Berlin, Institut für Biologie, Systematische Botanik und Pflanzengeographie, Altensteinstr. 6, D-14195 Berlin, Deutschland; e-mail: kuersch@zedat.fu-berlin.de