

ROBERT VOGT^{1*}, HANS WALTER LACK¹ & THOMAS RAUS¹

The herbarium of Ignaz Dörfler in Berlin

Version of record first published online on 4 April 2018 ahead of inclusion in April 2018 issue.

Abstract: The herbarium of Ignaz Dörfler (1866–1950), an Austrian botanist, plant collector and trader, was acquired by the Botanical Museum Berlin (B) in 1990 and has now been incorporated into the general herbarium. Dörfler's herbarium comprises c. 5500 specimens, including 203 types, almost exclusively collected by himself on the Balkan Peninsula and in Central Europe. The type material is listed in detail and 21 names are lectotypified. In addition, a brief biography of Dörfler is presented.

Key words: Balkan Peninsula, Berlin, biography, herbarium, Ignaz Dörfler, lectotypification, type specimen

Article history: Received 31 January 2018; peer-review completed 1 March 2018; received in revised form 8 March 2018; accepted for publication 9 March 2018.

Citation: Vogt R., Lack H. W. & Raus Th. 2018: The herbarium of Ignaz Dörfler in Berlin [De herbario berlinensi notulae No. 55]. – Willdenowia 48: 57–92. doi: <https://doi.org/10.3372/wi.48.48105>

Introduction

Among the numerous collections acquired by the herbarium of the Botanic Garden and Botanical Museum Berlin (B) over the last decades the private herbarium of Ignaz Dörfler stands out – firstly because of its focus on vascular plants of the Balkan Peninsula, notably Albania, and, secondly, because of the considerable amount of type material. Comprising a total of c. 5500 specimens mainly collected by Dörfler himself, it merits also special attention because until now it was thought to have been lost (Stafleu & Cowan 1976; Stafleu & Mennega 2000). However, it should be noted that prior to this acquisition a small number of specimens collected by Dörfler already existed in the Berlin herbarium. These had mainly belonged to the private herbarium of Joseph Bornmüller (Wagenitz 1960) and are not being dealt with here.

Although Dörfler regarded himself in his short autobiography, which is published for the first time here (see Appendix 1) as a botanist, in reality he was far more than that – a very active collector and dealer in natural history materials, mainly plants, a botanical publisher and editor as well as a gifted preparator for plant materials and organiser of botanical exhibitions. In addition, his career, though centred on Vienna, did not follow a conventional pattern or a clear line with the result that throughout his entire life he remained close to, though definitely outside the academic establishment.

Based on extensive additional evidence, partly archival, partly collected by Franz Speta (†) from a series of interviews with Dörfler's descendants and transmitted to the second author by his widow Elise Speta (1), the following biographical notes supplement an earlier account previously undertaken by the second author (Lack & v.

¹ Botanischer Garten und Botanisches Museum Berlin, Freie Universität Berlin, Königin-Luise-Str. 6–8, 14195 Berlin, Germany; *e-mail: r.vogt@bgbm.org (author for correspondence); h.w.lack@bgbm.org; t.raus@bgbm.org

Sydow 1983), in particular for the years that were not dealt with there, i.e. 1922–1950. However, Dörfler's interests outside botany in the strict sense, his collecting of letters, autographs, portraits, herbarium labels (cf. Lack & v. Sydow 1983, 1984a, 1984b) as well as coins, stamps, postcards, butterflies, antlers and horns are explicitly excluded from this text. Furthermore no attempt is made to cover in a comprehensive manner Dörfler's various publications which have been summarized elsewhere (Stafleu & Cowan 1976; Stafleu & Mennega 2000).

Ignaz Dörfler – The early years

Ignaz Emanuel Dörfler was born in Vienna 19 June 1866 (2). His father was Ignaz Anton Dörfler, born 31 July 1834 in Iglau [now: Ihlava, Czech Republic], his mother was Maria Magdalena Anna Dörfler, née Götz, the widowed wife of Icinsky (2). Nothing is known about his early years, apart from the fact that the parents sent their promising son to Kremsmünster to attend the well-known Stiftsgymnasium (2), which was at that time a conservative boarding school run by Benedictine monks, where he was confronted with a heavy load of Latin and Greek. The instruction given by the Benedictine Pater Anselm Pfeiffer in natural history (Angerer 1902) was probably more palatable to Dörfler. The latter's private herbarium contains a specimen of *Erica carnea* L. collected by Pfeiffer and distributed to his pupils during lessons, subsequently annotated by Dörfler "Dieses Exemplar ist das erste mit dem ich die Anlage eines Herbars im Jahr 1881 begann" [This specimen is the one with which I began my herbarium in 1881]. During these years his father is also known to have collected herbarium specimens in the surroundings of Kremsmünster and Gmunden which were subsequently integrated into his son's herbarium.

According to information collected from descendants (1) Dörfler committed in 1885 the unpardonable offense of placing a ring of sausages around the neck of the statue of a saint in Kremsmünster which resulted in his immediate dismissal from the Stiftsgymnasium. In order to continue his studies Dörfler was sent to the Gymnasium in Ried im Innkreis, where he had Friedrich Vierhapper the senior as his teacher in natural history (1), who seems to have further stimulated his botanical interests. Dörfler, however, failed to pass the final exams in Ried in 1887 (1). In the same year his father died (2), which may have made it impossible for him to retake the exams and consequently could not enter any university. In contrast to what has been stated in the literature (e.g. Steinbach 1959) Dörfler therefore never got enrolled at Vienna University, but attended botanical lectures as an extraordinary student for a single term only (1). In 1889–1890 Dörfler was appointed "Demonstrator and Pfleger der offiziellen [sic] u. ökonomischen Pflanzen am botanischen Garten der k. k. Wiener Universität" [demonstrator and conservator of

the officinal and economic plants in the botanic garden of the Imperial Royal University of Vienna] (3). At that time Anton Kerner Ritter von Marilaun, professor of botany and director of the botanical institute and botanical garden of Vienna University (Kronfeld 1908), was his superior. The personal contact with Kerner is further substantiated by the latter's hand-written entry in Dörfler's *liber amicorum*, dated December 1890 (Kronfeld 1908, unnumbered plate).

Ignaz Dörfler – At the k. k. Naturhistorisches Hofmuseum

In 1891 Dörfler entered the public service as Rechnungspraktikant [accounting intern] at the k. k. Niederösterreichische Statthalterei [Imperial Royal Lieutenancy for Lower Austria] in Vienna (4). The following year he was transferred to the k. u. k. Hofdienst [Imperial and Royal Court Service] at the k. k. Naturhistorisches Hofmuseum [Imperial Royal Natural History Court Museum] in Vienna (Lack & v. Sydow 1983). As a consequence he had become a member of the imperial household, although in a very inferior and impermanent position. He was entitled to wear court uniform (Fig. 1) and had the privilege of being exempt from state jurisdiction. In a list of staff members dated 29 February 1892 he is given as "wissenschaftlicher Hilfsarbeiter in der botanischen Abteilung" [scientific aid in the Department of Botany] (e.g. Anon. 1892, 1894). Dörfler's main duty was the integration of the immense, recently acquired collection of Heinrich Gustav Reichenbach (orchids excepted) into the herbarium of the Department of Botany (e.g. Hauer 1890, 1892). No details about this job are available, but it is likely that mounting and filing of specimens and drawings were among his commitments.

In 1892 Dörfler took over the responsibility for the "Wiener Botanischer Tauschverein" [Vienna Botanical Exchange Society], later also for the "Wiener Botanische Tauschanstalt" [Vienna Botanical Exchange Institution], both engaged in the exchange, purchase and sale of herbarium specimens (Lack & v. Sydow 1983). Dörfler also became successor as editor of the "Herbarium normale", a series of exsiccata, following the death of Karl Keck. Jokingly Dörfler, during these years, called himself a "Heuhändler" [dealer in hay] (Lack & v. Sydow 1983). In agreement with Viennese tradition he had cards printed giving all his titles and functions which read "Ignaz Dörfler k. u. k. wissenschaftlicher Beamter an der botanischen Abtheilung des k. k. naturhistorischen Hofmuseums in Wien, Leiter des Wiener botanischen Tauschvereins" (5).

When he was still at the k. k. Niederösterreichische Statthalterei in June 1891 Dörfler had started offering herbarium material for sale (4), e.g. 81 specimens from his first expedition to the Ottoman Empire to Carl Haussknecht in Weimar (Victor 2013) for 20 guilders. His later focus on the commercial activities of the "Wiener Botanischer Tauschverein" and the "Herbarium normale"



Fig. 1. Ignaz Dörfler in the uniform of a civil servant of the imperial court (11th class). Photograph, 1893. – Linz, Private collection Elise Speta.

brought Dörfler into conflict with his superior, Günther Ritter Beck von Mannagetta und Lerchenau, the director of the Department of Botany of the k. k. Naturhistorisches Hofmuseum (Pascher 1931; Lack & v. Sydow 1983). This confrontation led to Dörfler's dismissal. The excuse of shattered health was given diplomatically as the reason for his dismissal in the annual report (Hauer 1896). Needless to say Dörfler, now jobless, offered an entirely different interpretation as to the reasons for his discharge in a letter to Haussknecht (6).

Ignaz Dörfler – Manager and editor of exsiccata works

For the following two decades Dörfler worked as an entrepreneur, i.e. as manager and editor of exsiccata works, buying, selling and exchanging masses of herbarium specimens and distributing them from Vienna to partners all over the world. In addition, he invested in collecting tours undertaken by others, e.g. Paul Sintenis travelling in what is now Greece, in order to receive additional plant material for sale and exchange (Anon. 1896). For these purposes Dörfler had rented two adjacent flats in Barichgasse 36 in the third district of Vi-

enna (1), situated within walking distance from the k. k. Botanisches Institut [Imperial Royal Botanical Institute] of Vienna University. One flat was allocated for the herbarium specimens, the second adjacent to the first was for him to live in (1). Following his expeditions to Albania Dörfler dedicated a corner in one of his rooms specifically to Albania where he had a dummy placed wearing his Albanian dress (1).

On 18 May 1896 Dörfler married Maria Josefa Reichel, born 18 August 1876 in Halbstadt [now Meziměstí, Czech Republic] (2), his companion on botanical excursions. Two daughters were born into this marriage – Maria Barbara Ignazia on 3 March 1897 and Elisabeth in 1898 (2), the latter assisting Dörfler in his botanical activities in later years.

During these years Dörfler exchanged an impressive correspondence with numerous collectors and institutions all over the world; of these only the letters kept in the archives of the Herbarium Haussknecht (JE) are dealt with here. They focus on postage costs, invoices, exchange rates, modes of payment, arrangements for the transfer of money and a special points system invented by Dörfler to quantify the value of individual herbarium specimens. The latter ranged from 1 for common species to 400 for extremely rare items, such as a large specimen of *Welwitschia mirabilis* Hook. f. (7). Credit points vs. debit points in specimens had to be confronted with credit in cash vs. debt in cash for about 200 customers (8). Quite naturally problems arose with the flow of cash and specimens, with competitors in the field, with gentlemen of private means who tend to feel offended by reminders to pay. This and constant lack of space for his “en gros Heumagazin” [wholesale hay storage] (9) in Barichgasse 36 are recurrent topics in Dörfler's letters. This is easy to comprehend: in late 1896 for example Alfons Callier's collection from the Crimea (Busch' 1907), about 20.000 herbarium specimens, had to be distributed (10).

In these years several hundred thousand herbarium specimens must have passed through the hands of Dörfler. The k. k. Botanisches Institut of Vienna University alone is reported to have received more than 13 000 specimens from Dörfler, partly collected by him, partly collected by others and distributed by him through his various exsiccata series (Schönbeck-Temesy 1992). For further exsiccata series distributed in these years by Dörfler reference is made to the database <http://indexs.botanische-staatssammlung.de>. The distribution of exsiccata works went hand in hand with the printing of sales catalogues (Dörfler 1894–1914) and herbarium labels. The latter were also published under the title “Herbarium normale” in issues, with Dörfler in charge of No. 31–56 (Dörfler 1894–1915, Dalla Torre & Sarnthein 1900, 1913). In addition, Dörfler together with Heinrich Freiherr von Handel-Mazzetti, assisted Richard Wettstein Ritter von Westersheim, Kerner's son in law and successor in the chair and as director of the botanical garden (Janchen 1933), in

finishing the tenth and final issue of the “*Schedae ad Floram exsiccata austro-hungaricam*” (Wettstein 1913).

Dörfler twice participated in exhibitions during these years: one of them was organized when the Second International Botanical Congress was held in Vienna in 1905, while the second was entitled “*Adria-Ausstellung, Wien, 1913*” (see Appendix 1). The former took place in the orangery of the imperial summer residence at Schönbrunn, the latter in the Rotunde of the Prater. On the former occasion Dörfler exhibited a Tableau with a total length of 10.5 m consisting of herbarium specimens mounted on card (Fig. 2) for which he was awarded

with an honorary diploma (Weinzierl 1906). As proudly described in his autobiography Dörfler was greatly honoured by having been presented in the orangery to Franz Joseph I, Emperor of Austria, on 14 June 1905, a fact corroborated by a report in the press (Anon. 1905). Allegedly he explained on this occasion the principles of the Wiener botanische Tauschanstalt to the Emperor. A few of the specimens exhibited in Schönbrunn survive in Dörfler’s private herbarium, e.g. a remounted specimen of *Tulipa doerfleri* Gand. (Fig. 3). Apart from what is stated by Dörfler in his autobiography, in particular concerning the “[marine] algae in their natural habitat” placed on show, little is known about the botanical part of the second exhibition which attracted the masses to Vienna’s Prater.

Ignaz Dörfler – At the k. k. Botanisches Institut

For good reason the First World War is regarded by many, e.g. the diplomat and historian Georg F. Kennan, as the “great seminal catastrophe of the twentieth century” and this was and is nowhere felt stronger than in Vienna. Totally dependent on the free flow of herbarium specimens across the world the closure of European frontiers brought about the sudden termination to Dörfler’s activities as manager and editor of his *exsiccata* works with the last fascicle of “*Herbarium normale*” issued in 1915.

Dörfler must have felt extremely lucky for being recruited Hilfskraft [technical aid] at the k. k. Botanisches Institut by Wettstein starting his new job on 1 January 1915 (11); this was a permanent position, though low in rank, previously held by Joseph Brunenthaler (Ginzberger




Fig. 2. Ignaz Dörfler’s exhibition of herbarium specimens in the orangery of Schönbrunn Palace. Photograph, 1905. – Linz, Private collection Elise Speta.

1915). Clearly Dörfler’s earlier help in the editing of the “*Schedae ad floram austro-hungaricam*” (see above) and his subsequent participation in the expedition to Montenegro and Albania (see Chapter Botanical excursions and expeditions) had endeared him to his new superior. As a full member of the kaiserliche Akademie der Wissenschaften in Wien [Imperial Academy of Sciences in Vienna] Wettstein was later the key figure to send Dörfler on two more expeditions to Albania and it was again Wettstein who reported in very favourable terms on Dörfler’s field work in the Albanian weekly “*Posta e Shqypniës*” (Wettstein 1917; Anon. 1917; for a second edition of Anon. 1917 see Lack 2017; Shpati 2017). In 1920 it was also Wettstein who gave the title of “*Konservator*” to Dörfler *ad personam*, apparently an informal arrangement, documented only eight years later in the files preserved in the archives of Vienna University (12); “*Konservator*” was clearly a denomination for a technical aid (J. Seidl, pers. comm., 6 June 2017), not for a curator in the conventional sense. There is evidence that Dörfler continued trading privately during this period of his life, e.g. he offered 314 duplicate specimens collected by him in Albania to Joseph Bornmüller in Weimar for 120 Goldmarks on 9 April 1924 (13).

Contrary to widespread opinion Dörfler was never in charge of the herbarium of the Botanical Institute, but like his predecessor in the job, he was responsible for the so-called Botanisches Museum of the Botanical Institute, i.e. the botanical items on public display, including the collection of non-herbarium collections, such as wood specimens, fruits, galls, etc. (see Appendix 1). These items, including botanical materials in liquids, occupied four substantial rooms (Janchen 1933), the collection



Fig. 3. *Tulipa doerfleri* Gand. Specimen shown by Ignaz Dörfler in his exhibition in the imperial orangery of Schönbrunn held during the Second International Botanical Congress in Vienna, 1905. – Berlin, Botanischer Garten und Botanisches Museum Berlin, Herbarium.

rightly being regarded as similar in scope to the much larger Botanisches Museum in Berlin-Dahlem. In retrospect Dörfler considered the Botanisches Museum as his lifetime achievement (see Appendix 1), not his botanical collections. While the latter have survived, this is not the case for the former: apart from a tiny fragment which is still on show in a room adjacent to the lecture hall of the Botanical Institute of Vienna University (now Department of Botany and Biodiversity Research), the bulk of the collection was dismantled in the 1970s and was given up; subsequently the showcases were transferred to the Bundesamt für Denkmalschutz [Federal Monuments Office] in Vienna (Schönbeck-Temesy 1992).

According to his autobiography (Appendix 1) Dörfler was in charge of the part of the exhibition “Wien und die Wiener” dedicated to botany, which took place in the Messepalast, the former Imperial Stables, in Vienna in 1927. This is again confirmed by a report in the press



Fig. 4. Ignaz Dörfler and *Saxifraga xdoerfleri* Sünd. in his private botanical garden in Lautensackgasse 6, Vienna, April 1945, mounted on herbarium specimen of *S. xdoerfleri*. – Berlin, Botanischer Garten und Botanisches Museum Berlin, Herbarium.

(Hirschfeld 1927). In the following year Dörfler summarized his experience in the preparation of herbarium specimens for exhibition purposes in the second part of his paper “Herbarpflanzen” (Dörfler 1928) published in the handbook “Methodik der wissenschaftlichen Biologie”.

Ignaz Dörfler – The late years

Aged 71, Dörfler was sent into retirement on 1 January 1938 and left his desk at the Botanical Institute of Vienna University (see Appendix 1; 2). Four years earlier he had sold his stamp collection and bought for himself and his family the decent house Lautensackgasse 6 in the fourteenth district of Vienna (1), moved in and gave up the two rented flats in Barichgasse 36.

In addition to more comfort Dörfler’s new premises offered him more space and the possibility to create a private botanical garden (Fig. 4). Two detailed manuscript inventories (14), a draft version dated 1938 and a fair copy dated 1944, list the names of a total of 1431 species,



Fig. 5. Ignaz and Maria Dörfler. Photograph, February 1945. – Linz, Private collection Elise Speta.




Fig. 6. Ignaz Dörfler's bookplate. Print, 1947. Top left: *Tulipa doerfleri* Gand., *Paramoltkia doerfleri* (Wettst.) Greuter & Burdet, *Anagallis xdoerfleri* Ronniger; centre left to right: *Draba doerfleri* Wettst., *Linum doerfleri* Rech. f., *Petasites doerfleri* Hayek; bottom left to right: *Asperula doerfleri* Wettst., *Viola doerfleri* Degen, *Thymus doerfleri* Ronniger. – Berlin, Botanischer Garten und Botanisches Museum Berlin, Bibliothek.

a remarkable number considering the size of the garden which comprised only 606 square metres. There we find the names of miscellaneous fruit trees, shrubs and rose bushes but also of a considerable number of rarities, often placed together with information on their provenance. A

G[arden], Sündermann", the latter a nursery that specialized in alpine plants in Lindau im Bodensee. Unsurprisingly, Dörfler also cultivated in his private garden species with epithets dedicated to him, like *Draba doerfleri* Wettst. and *Paramoltkia doerfleri* (Wettst.) Greuter &



Fig. 7. Ignaz Dörfler's tent in northern Albania with equipment to dry herbarium papers. Photograph, 1914. – Fig. 45 in I. Dörfler (1928). – Berlin, Bibliothek am Botanischen Museum Berlin.

few examples may help to illustrate this point: The entry to *Forsythia europaea* Degen & Bald., a shrub restricted in distribution to Albania and Montenegro, reads "Originalpflanzen, von mir 1914 aus Nord-Albanien mitgebracht und im Wr. Bot. Garten kultiviert" [original specimens introduced by me from northern Albania in 1914 and cultivated in the Vienna Botanical Garden]. In a similar way Dörfler seems to have also transferred living material of *Dioscorea balcanica* Košanin, *Ramonda nathaliae* Pančić & Petrović and *R. serbica* Pančić, all endemic to the Balkan Peninsula, from the Vienna Botanical Garden to his private garden. In other cases two provenances are given, e.g. for *Saxifraga ferdinandi-coburgii* Keller & Sünd. we read "Bot[anical]

[Garden], Sündermann", the latter a nursery that specialized in alpine plants in Lindau im Bodensee. Unsurprisingly, Dörfler also cultivated in his private garden species with epithets dedicated to him, like *Draba doerfleri* Wettst. and *Paramoltkia doerfleri* (Wettst.) Greuter & Burdet, both collected by him for the first time in what is now Macedonia and Albania respectively. Further Balkan rarities include *Haberlea rhodopensis* Friv., *Halacsya sendtneri* (Boiss.) Dörfl., followed by more widespread species like *Bruckenthalia spiculifolia* (Salisb.) Rchb. The common species cultivated in Dörfler's private garden came from several sources: from his wife Maria ("Mimi"), his daughter Elisabeth ("Liesl"), his son-in-law Franz, commercial nurseries like Foerster, Praskac and Sündermann, as well as from local flower markets. In old age Dörfler and his wife (Fig. 5) had the pleasure to witness the botanical interests of their daughter Maria Effenberger, who had

Table 1. Synopsis of Dörfler's botanical excursions and expeditions with modern political topography added in parenthesis (see also note at end of this article).

1889	Cisleithania, Kingdom of Romania (Ukraine, Romania)
1890	Kingdom of Serbia, Ottoman Empire (Serbia, Macedonia)
1893	Ottoman Empire (Albania, Macedonia)
1897	Transleithania (Romania) – accompanied by Karl Ronniger (Rechinger 1954)
1904	Cretan State (Greece)
1914	Kingdom of Montenegro, Principality of Albania (Montenegro, Albania) – Fig. 7, 8
1916	Principality of Albania (Albania)
1918	Principality of Albania, Kingdom of Serbia (Albania, Macedonia)

produced in 1942 an unpublished typescript “Pflastersteinflora von Wien” [Flora between the paving stones of Vienna] (15) which she dedicated to him. In March 1948 Dörfler, aged 81, collected in his garden the last specimens incorporated in his herbarium, all saxifrages.

Collecting books, notably Viennensia, seems to have also been a topic on Dörfler's agenda in his late years. In 1947 he made a drawing which acted as exemplar for his book plate (Fig. 6). It combined a panorama of the city of Vienna based on Hans Sebald Lautersack's (c. 1520–c. 1565) historical view of c. 1556 with pen-and-ink drawings of ten plant species with epithets dedicated to Dörfler. Of these *Anagallis xdoerfleri* Ronniger, *Asperula doerfleri* Wettst., *Draba doerfleri* Wettst., *Linum doerfleri* Rech. f., *Paramoltkia doerfleri* (Wettst.) Greuter & Burdet, *Petasites doerfleri* Hayek, *Tulipa doerfleri* Gand., *Thymus doerfleri* Ronniger and *Viola doerfleri* Degen have stood the test of time.

Aged 84, Dörfler died on 26 August 1950 in Vienna and was buried very near to his house in the Baumgarten Cemetery (Lack & v. Sydow 1983). He was survived by his wife Maria and his daughters Maria Effenberger and Elisabeth Reingruber.

Ignaz Dörfler – The botanical excursions and expeditions

As clearly evident from his autobiography (see Appendix 1) Dörfler regarded his botanical excursions and expeditions (Tab. 1) as the highlights of his activity as a botanist. However, they were but brief intervals in an otherwise sedentary life in Vienna. Directed either to the Balkan Peninsula, i.e. the area south of the Sava-Danube line, or to regions east of Vienna in what is now Romania and the Ukraine, they include privately financed tours as well as expeditions paid for by the kaiserliche Akademie der Wissenschaften in Wien or co-financed by this Academy and the k. k. Ministerium für Kultus und Unterricht [Imperial Royal Ministry for Culture and Education].

The extensive collections brought back by Dörfler from these tours were largely published by others: those

from Dörfler's first expedition to the Ottoman Empire by Wettstein (1892), those from his excursion to the Cretan State rather belatedly by Hans Fleischmann (1925) and Vierhapper & Rechinger (1935), those from his expeditions to Montenegro and Albania by Hayek (1917, 1924). By contrast, Dörfler was involved as co-author in the publication of the collections from his second expedition to the Ottoman Empire (Degen & Dörfler 1897). About 17 new taxa appeared in this publication, most of them based on specimens gathered by Dörfler in early July 1893 on the botanically rich and previously unknown Mt Kajmakčalan (also called Voras or Nidže Planina) on the present border between Greece and the Republic of Macedonia. Dörfler approached from the north, ascending from Allchar, a mining site at 41°09'N, 21°57'E, to the summit at 40°56'N, 21°48'E, and most of his collections are from this area.

However, it should be noted that in anticipation of these full treatments and independently from them Dörfler published the description of a very small number of taxa new to science, e.g. *Ranunculus wettsteinii* Dörfl. (Dörfler 1918).

Apart from rather brief reports to the Academy on his first and second expedition to Albania and Montenegro (Dörfler 1914, 1916; for re-editions see Lack 2017) Dörfler refrained from publishing proper travelogues. However, the full treatments of his collections (e.g. Hayek 1917, 1924 for Albania) enable the reader to reconstruct the course he had taken in the field and to imagine the exceptional hardships of some of his tours, in particular during the third expedition to Albania which took place in the final months of the First World War. A letter sent from Spili, now part of Agios Vasilios, to Vienna in May 1904 (Dörfler 1904a) and a brief summary of his travels (Dörfler 1904b) was all that was published on Dörfler's tour in Crete, which had started on 17 February and came to an end on 7 September 1904. Later that year Dörfler gave a lecture on his tour at the k. k. zoologisch-botanische Gesellschaft in Vienna and presented to the audience some of the specimens collected (Dörfler 1905).

Dörfler is known to have collected numerous duplicates. His Balkan collections are represented in many herbaria, including at least B, BM, BP, BRNM, E, FI, G, GB, GJO, GZU, H, JE, K, L, LD, M, P, PR, PRC, S, W and WU. No details are available about his mode of distribution, apart from the fact that extensive series have been deposited in the k. k. Naturhistorisches Hofmuseum (W), the k. k. Botanisches Institut of Vienna University (WU), with many other less complete series widely scattered (Lanjouw & Stafleu 1954; for further information see databases, e.g. JACQ (<http://herbarium.univie.ac.at/database>), JSTOR (<http://plants.jstor.org/collection/TYPSPE>) and Sweden's Virtual Herbarium (<http://herbarium.emg.umu.se>). An incomplete set of duplicates from his expeditions to Albania and Montenegro ended up in the herbarium of August Edler von Hayek (Vierhapper 1929), which the latter's heirs sold



Fig. 8. Ignaz Dörfler in his tent in northern Albania. Photograph, 1914. – Fig. 46 in I. Dörfler (1928). – Berlin, Bibliothek am Botanischen Museum Berlin.

to Gothenburg University (GB) (Schönbeck-Temesy 1992). However, it seems that Dörfler tried to retain at least one complete set in his private herbarium.

Ignaz Dörfler's herbarium: from Vienna via Münster to Berlin

After the death of Ignaz Dörfler his daughters Maria Effenberger and Elisabeth Reingruber tried to sell their father's herbarium in order to buy with the proceeds a car for themselves (16). Understandably they were reluctant to offer the collection to the Naturhistorisches Museum (W) where their father's employment had summarily terminated more than half a century before (see above); in addition, this museum already owned a very considerable number of his duplicates, though it had suffered losses due to the Oberhöflein catastrophe (Petrač 1948; Lack 2015). The Botanical Institute of Vienna University (WU) was not an option either since it also possessed a very extensive series of duplicates and this fact may in all likelihood have been known to the two sisters. It is likely that they entered into contact with Gustav Wendelberger (1915–2008), then secretary general of the Institut für Naturschutz und Landschaftspflege [Institute for Nature Conservation and Landscape Management] of the Österreichischer Naturschutzbund [Austrian Union for Nature Conservation] (Hübl & Punz 2005, Sauberer 2009). The latter was in amicable contact with his compatriot, Carinthia-born Siegfried Strugger (1906–1961), who was since 1948 professor of botany at Münster University and then engaged in rebuilding the botanical institute which had been largely destroyed during the Second World War (Höfler 1965). For this purpose, Strugger strongly intended to acquire the Dörfler collection as a nucleus for an on-site herbarium as

a means for teaching and research at his institute in Münster (1). He chiefly introduced and installed electron and fluorescence microscopy in Münster as one of the leading research centers in the field of micromorphology and cell anatomy in Germany but, himself being a renowned cell physiologist, gave also the lectures in Systematic Botany (Höfler 1965). In the name of Dörfler's daughters and fully aware of its value Wendelberger offered the complete collection for sale to the Botanical Museum Berlin-Dahlem (B) (17) and to Münster University (1). It was the authorities in Münster who reacted quickly and payed an alleged sum of 7000

DM for the acquisition (1). According to Franz Speta's notes this transaction took place between 1955 and 1959.

Subsequently deposited in the Institut für Botanik of Münster University Dörfler's private herbarium continued to be kept separate, not inserted into a local general collection. It was properly stored and curated by Ernst Burrichter (1921–2003), then Strugger's scientific collaborator in the field of fluorescence microscopy, in 1961 appointed curator and head of the Botanical Garden of Münster University and from 1970 until his retirement in 1986 professor of geobotany (Pott 2004). When the third author, supervised by Burrichter, conducted his PhD thesis on the flora and vegetation of Eastern Thessaly (Greece) at the Botanical Institute in Münster in the 1970s (Raus 1977) he was lucky to have the Dörfler collection at hand for plant identification purposes, at the same time coming across the contradicting public statement which announced Dörfler's herbarium and types as being "unknown" (Stafleu & Cowan 1976: 666). When joining the staff of the Botanic Garden and Botanical Museum Berlin-Dahlem in 1980 (Greuter & Potztl 1982: 313), the third author kept in mind that the interest of the Botanical Institute at Münster University to own the Dörfler collection was rapidly decreasing after the end of Burrichter's curating in 1986. He convinced Focke Albers (*1940), then professor of Systematic Botany at the Botanical Institute and head of the Botanical Garden in Münster, to offer the Dörfler collection to the Botanisches Museum Berlin-Dahlem (B, Thiers 2008+), and in parallel Paul Hiepko (*1932), since 1975 head of the Phanerogam Department at B, to accept the offer and conduct the purchase. It should be mentioned that the Dörfler collection was never announced to be part of the Herbarium of the Institut für Botanik of Münster University founded by Albers after 1986 (MSUN, Thiers 2008+). The transfer of



Fig. 9. Labels used in the private herbarium of Ignaz Dörfler with his handwriting. Upon receipt in the Botanical Museum Berlin the note "Herbarium I. Dörfler, acc. 1990" has been stamped on all labels. – Berlin, Botanischer Garten und Botanisches Museum Berlin, Herbarium.

Dörfler's private herbarium from Münster to Berlin was effected on 19 March 1993. However, all herbarium labels were marked "Herbarium I. Dörfler, acc. 1990".

The contents of Dörfler's private herbarium

Dörfler's private herbarium contains only those specimens that were collected by himself, by his father, as a rule labelled "I. Dörfler sen.", by his mother Maria Dörfler and by his homonymic wife. There are extremely few

exceptions to this general rule, e.g. a few specimens collected by Wettstein. All this is in agreement with Dörfler's remark in a letter sent to Bornmüller "Für mich sind alle zum Tausch und Verkaufe einlangenden Pflanzen einfach Waare, und ich behalte mir für eigenen Zwecke nie auch nur ein Stück davon" [All plant specimens received for exchange or sale are for me just merchandise, I never ever retain a single piece for myself] (18).

The bulk of the material originates from Dörfler's excursions and expeditions (see above) in what is now

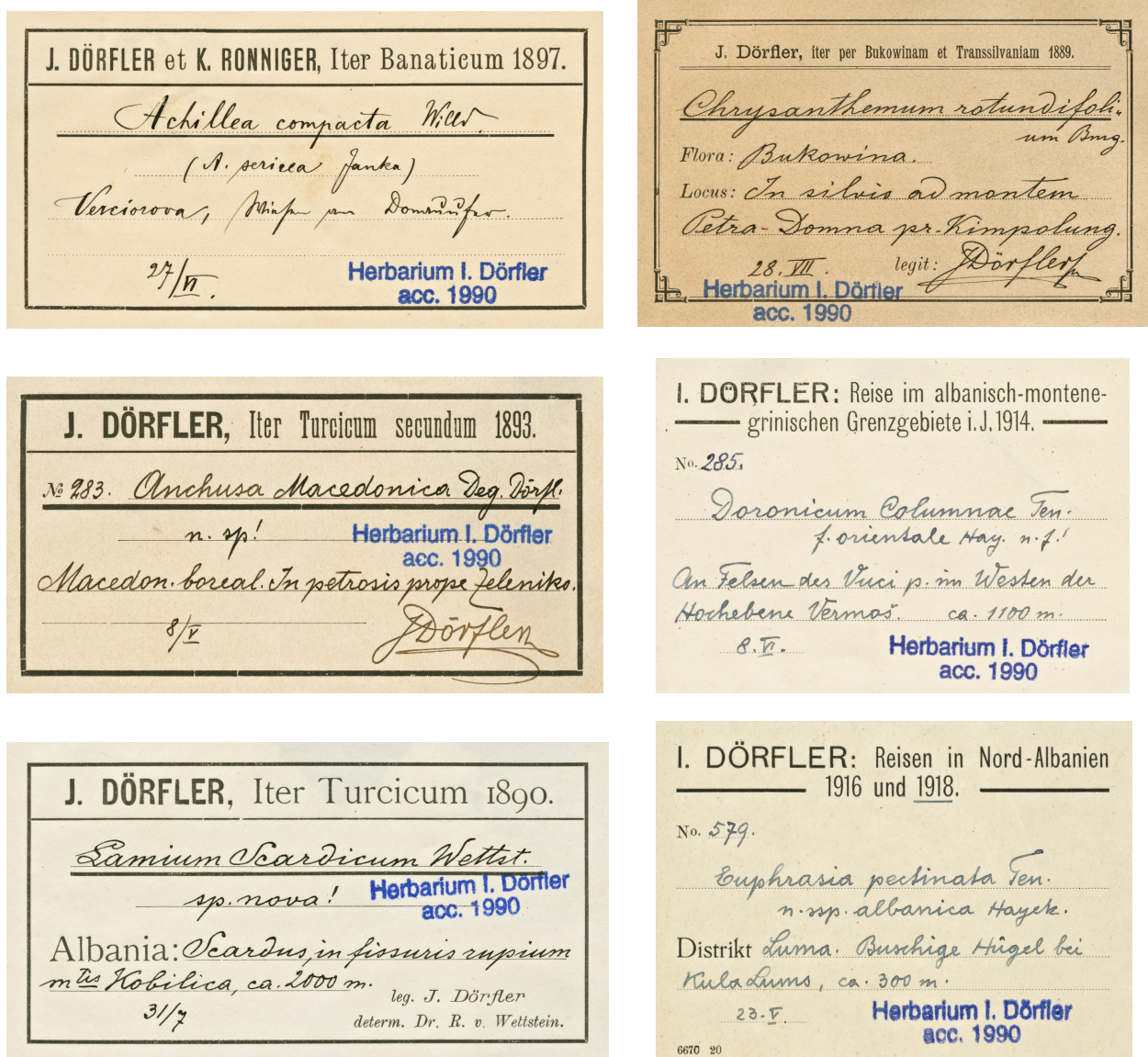


Fig. 10. Labels used in the private herbarium of Ignaz Dörfler with his handwriting. Upon receipt in the Botanical Museum Berlin the note "Herbarium I. Dörfler, acc. 1990" has been stamped on all labels. – Berlin, Botanischer Garten und Botanisches Museum Berlin, Herbarium.

Albania, Greece, Macedonia, Montenegro, Romania and Ukraine. The respective specimens carry the following printed labels (Fig. 9, 10) with the number of specimens added in brackets:

- I. Dörfler, Iter per Bukowinam et Transsilvaniam 1889 (250)
- I. Dörfler, Iter Turcicum 1890 (220)
- I. Dörfler, Iter Turcicum secundum 1893 (548)
- I. Dörfler & K. Ronninger, Iter Banaticum 1897 (125)
- I. Dörfler, Iter Creticum 1904 (1080)
- I. Dörfler, Reise im albanisch-montenegrinischen Grenzgebiete i. J. 1914 (570)
- I. Dörfler, Reise in Nord-Albanien 1916 and 1918 (942)
- Flora Aegaea (1)
- Flora Graeca (1)
- Flora Cretica (1)

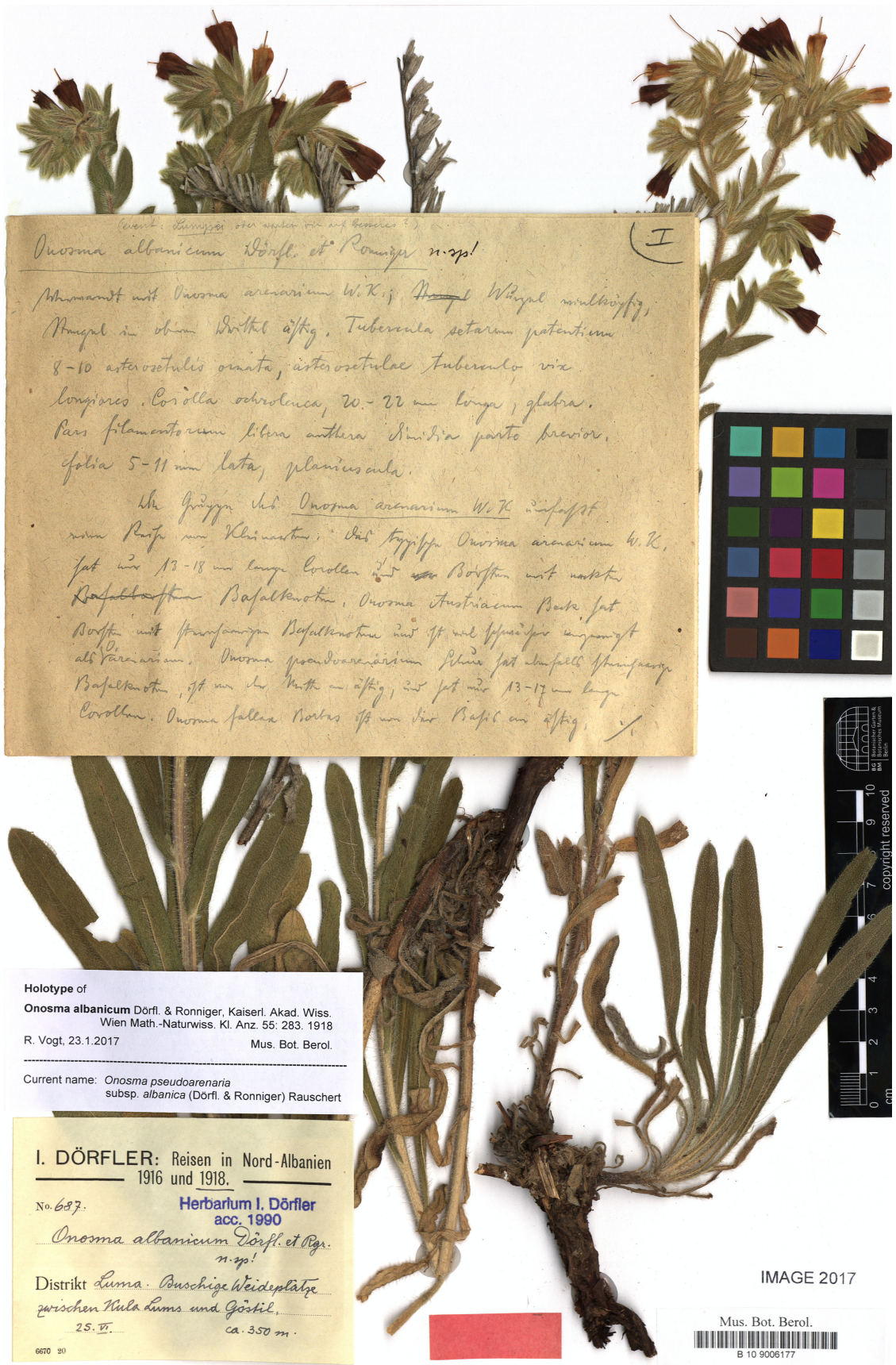
- Herbarium normale (125)
- Wiener Botanische Tauschanstalt (25)
- I. Dörfler, Wiener Botanischer Tauschverein (31)
- Flora exsiccata Austro-Hungarica (50)

In addition, a considerable proportion of the herbarium was collected by Dörfler and his relatives (see above) in the Austro-Hungarian Monarchy in what is now Austria, the Czech Republic, Croatia, Italy, Slovakia and Slovenia. A single specimen comes from the Kingdom of Bavaria, now Federal Republic of Germany, few specimens originate from gardens, notably the Botanical Garden of Vienna University, Dörfler's private garden in Lautensackgasse 6 (see above) and the private garden of Dörfler's parents in Gmunden. For a list of type specimens see Appendix 2.

Dörfler was an excellent plant collector, who had summarized his experiences in preparing herbarium



Fig. 11. *Ophrys sphegodes* subsp. *spruneri* (Nyman) E. Nelson collected by I. Dörfler (holotype of *O. sphegodes* H. Fleischm.). Geographical information and generic name on the label written by I. Dörfler, epithet and author citation written by H. Fleischmann. The attached photograph of a flower analysis has been figured in Fleischmann (1925). – Berlin, Botanischer Garten und Botanisches Museum Berlin, Herbarium.



(I)

Onosma albanicum Dörf. et Ronniger n. sp!

Ähnlichkeit mit *Onosma arenarium* W.K.; ~~Ähnl~~ Wirtzel nullköpfig,
 Wirtzel in oben Dritteln äftig. Tubercula setarum patentissima
 8-10 asterosetulis ornata, asterosetulae tuberculo vix
 longiores. Corolla ochroleuca, 20-22 mm lange, glabra.
 Pars filamentorum libera anthera subdica parte brevior.
 folia 5-11 mm lata, planiuscula.

Im Größten ist *Onosma arenarium* W.K. zu fassen
 von Pflanzl. von Kleinasien; das typische *Onosma arenarium* W.K.
 hat nur 13-18 mm lange Corollen und die Borsten mit netzter
 Basalknoten. *Onosma austriacum* Beck hat
 Borsten mit spärlicheren Basalknoten und ist viel spärlicher verzweigt
 als *arenarium*. *Onosma pseudoarenarium* Schum hat ebenfalls spärliche
 Basalknoten, ist nur der Mitte an äftig, hat nur 13-17 mm lange
 Corollen. *Onosma fallax* Boiss ist nur die Basis an äftig.

Holotype of
Onosma albanicum Dörf. & Ronniger, Kaiserl. Akad. Wiss.
 Wien Math.-Naturwiss. Kl. Anz. 55: 283. 1918
 R. Vogt, 23.1.2017 Mus. Bot. Berol.

Current name: *Onosma pseudoarenaria*
 subsp. *albanica* (Dörf. & Ronniger) Rauschert

I. DÖRFLER: Reisen in Nord-Albanien
 1916 und 1918.

No. 637. Herbarium I. Dörfler
 acc. 1990

Onosma albanicum Dörf. et Ronniger
 n. sp!

Distrikt Luma. Buschige Weideplätze
 zwischen Nula Luma und Gostil.
 25. VI. ca. 350 m.

Mus. Bot. Berol.
 B 10 9006177

Fig. 12. *Onosma pseudoarenaria* subsp. *albanica* (Dörf. & Ronniger) Rauschert. Type specimen with handwritten manuscript by K. Ronniger, geographical information written by I. Dörfler. – Berlin, Botanischer Garten und Botanisches Museum Berlin, Herbarium.



Fig. 13. *Cherleria doerfleri* (Hayek) A. J. Moore & Dillenb. (Lectotype of *Minuartia doerfleri* Hayek). Labels written by I. Dörfler. – Berlin, Botanischer Garten und Botanisches Museum Berlin, Herbarium.

specimens in print (Dörfler 1928, first chapter). His specimens are perfectly prepared and about one hundred years after collecting they are still in an exceptionally good state of preservation. They are accompanied by herbarium labels in Dörfler's best handwriting (in ink) giving ample locality information, later annotations are in the hands of many botanists including Vince Borbás, Hans Fleischmann, August Hayek, Karl Heinz Rechinger, Karl Ronniger and Friedrich Vierhapper. In addition, many specimens are also accompanied by field labels in Dörfler's hand (in pencil), often accompanied by printed collection numbers. The plant material has been copiously collected and from about one tenth of the specimens 1–3 sets of duplicates have been separated and will be distributed to other herbaria.

A selection of labels present in Dörfler's private herbarium is provided as figures. The following types can be distinguished (upon arrival in the Botanical Museum Berlin the note "Herbarium I. Dörfler, acc. 1990" has been stamped on all labels):

1. Various types of blank labels with a printed ornamental frame and the headlines "Herbarium Dörfler", "Ignaz Dörfler", "Ex Herbario Dörfler Ignatii" with handwritten locality and determination data (Fig. 9). As a rule these labels have been used for materials collected within the Austro-Hungarian Monarchy.

2. Blank labels produced for the materials collected by I. Dörfler during his expeditions to the Balkan Peninsula with printed headline, giving area and year with handwritten locality and determination data plus collection number (Fig. 10).

3. Printed labels for exsiccata edited by I. Dörfler without handwritten information added, e.g. "Flora Aegaea", "Flora Graeca", "Herbarium Normale", "Flora exsiccata Austro-Hungarica" and a few numbers of the exsiccata series "I. Dörfler, Iter creticum 1904", e.g. No. 1110.

4. Determination labels with notes in various hands, e.g. H. Fleischmann (Fig. 11), K. Ronniger (Fig. 12) and several others.

Sometimes detailed extensive manuscript notes have been attached to the specimens as well as photographs and prints (e.g. Fig. 11, 13). A few remounted specimens carry notes like "Original-Blatt meines Objekts in der "Intern. Botanik Ausstellung", Wien 1905" (Fig. 3) which refers to Dörfler's contribution to the botanical exhibition in the orangery of Schönbrunn in 1905 (see above).

Epilogue

Today Dörfler is mainly known as one of the pioneers of the botanical exploration of Albania (Baldacci 1925; Lack 2017) and as the dedicatee of a considerable number of eponyms (see Appendix 3), while his achievements as manager and editor of exsiccata works and his care for the now defunct Botanical Museum at the Botanical Insti-

tute of Vienna University are largely forgotten. For connoisseurs of plants from the Balkan Peninsula he will be remembered by several plants which he collected for the first time. Of these only three are mentioned here, representing the geographical foci of Dörfler's collecting activities – *Ranunculus wettsteinii* Dörfler first collected in Albania (Cires & al. 2013), *Fritillaria gussichiae* (Degen & Dörfl.) Rix in Macedonia (Rix & Strange 2007) and *Linum doerfleri* Rech. f. in Greece (Strange & Rix 2007). Well known among enthusiasts these are particularly showy plants meriting cultivation in specialist gardens.

Acknowledgements

The authors are grateful to Elise Speta, Linz who kindly shared her knowledge of I. Dörfler's life and work with the second author and permitted him access to the miscellaneous notes collected by her late husband F. Speta. In addition, she permitted the reproduction of items in her private collection (Fig. 1–2, 5). H. Manitz (JE) facilitated access to the collection of letters kept in the archives of Herbarium Haussknecht. Thanks are due to R. Hand (B), M. Erben (MSB), J. Seidl (Archives of Vienna University) and E. Vitek (W) for miscellaneous information. E. Lack (Berlin) and J. Compton (Tilbury) have read a preliminary version of this text and provided comments. The reviewers, R. Hand (B) and A. Strid (Ørbæk), are also thanked for their comments on an earlier version of this paper.

Unpublished sources

1. Personal information from Elise Speta, Linz, based on (1) miscellaneous manuscript notes by her late husband Franz Speta and (2) interviews with descendants of Ignaz Dörfler in which she participated.
2. "Zeittafel Ignaz Emanuel Dörfler" – Typescript by Franz Speta, undated. – Private collection, Elise Speta; copy: Berlin, Botanisches Museum, Archiv, Akte Ignaz Dörfler.
3. Phil. Dek., PH GZ 546 ex 1892/93. – Wien, Universität Wien, Universitätsarchiv.
4. I. Dörfler to C. Haussknecht, 13. VI. 1891. – Jena, Herbarium Haussknecht, Archiv, Briefsammlung.
5. Visitenkarte Ignaz Dörfler. – Jena, Herbarium Haussknecht, Archiv, Briefsammlung, Korrespondenz K. Haussknecht.
6. I. Dörfler to C. Haussknecht, 6. VII. 1895. – Jena, Herbarium Haussknecht, Archiv, Briefsammlung.
7. I. Dörfler's invoice for J. Bornmüller, 22. IV. 1898. – Jena, Herbarium Haussknecht, Archiv, Briefsammlung.
8. I. Dörfler to J. Bornmüller, 6. XI. 1896. – Jena, Herbarium Haussknecht, Archiv, Briefsammlung.
9. I. Dörfler to J. Bornmüller, 15. XI. 1898. – Jena, Herbarium Haussknecht, Archiv, Briefsammlung.

10. I. Dörfler to M. Schulze, 26. XI. 1896. – Jena, Herbarium Haussknecht, Archiv, Briefsammlung.
11. Phil. Dek., GZ 262 ex 1914/15. – Wien, Universität Wien, Universitätsarchiv.
12. Phil. Dek., GZ 1236 ex 1928/29. – Wien, Universität Wien, Universitätsarchiv.
13. I. Dörfler to J. Bornmüller, 9. IV. 1924. – Jena, Herbarium Haussknecht, Archiv, Briefsammlung.
14. “Botanisches Inventar meines Hausgartens Wien XIV., Baumgarten, Lautensackgasse 6”. – Two manuscripts by I. Dörfler, dated 1938 and 1944 respectively. – Langenzersdorf, Cottage Antiquariat.
15. “Pflastersteinflora von Wien”. – Typescript by Maria Effenberger, 1942. – Langenzersdorf, Cottage Antiquariat.
16. “Warum landete das Privatherbarium von Ignaz Dörfler in Münster?” – Typescript by Franz Speta, undated. – Private collection, Elise Speta, Linz; copy: Berlin, Botanisches Museum, Archives, Akte Ignaz Dörfler.
17. G. Wendelberger an E. Werdermann, 2. IV. 1958. – Berlin, Botanisches Museum, Archiv, Direktionsakten Werdermann.
18. I. Dörfler an J. Bornmüller, 11. XII. 1905. – Jena, Herbarium Haussknecht, Archiv, Briefsammlung.
- References**
- Al-Shehbaz I. A. 2012: A generic and tribal synopsis of the *Brassicaceae* (*Cruciferae*). – *Taxon* **61**: 931–954.
- Andreev N., Ančev M., Kožuharov S., Markova M., Peev D. & Petrova A. 1992: Opredelitel na bissite rastenija v Bălgarija. – Sofija: Nauka i iskustvo.
- Angerer L. 1902: P. Anselm Pfeiffer. – *Linzer Tagblatt* No. 161, 15 July 1902.
- Anon. 1892: Personal-Nachrichten. – *Oesterr. Bot. Z.* **42**: 72.
- Anon. 1894: Die Botanischen Anstalten Wiens im Jahre 1894. – Wien: Gerold.
- Anon. 1896: Botanische Forschungsreise. – *Oesterr. Bot. Z.* **46**: 409–410.
- Anon. 1905: Der Botanische Kongreß. Besuch des Kaisers in der Botanischen Ausstellung. – *Neues Wiener Tagblatt*, 15 June 1905, p. 7–8.
- Anon. 1917: Botanische Forschungsreisen eines Wieners in Nordalbanien. – *Posta e Shqypniës* No. 74, 19 May 1917.
- Assyov B. & Petrova A. (ed.) 2006: Konspekt na visshata flora na Bălgarija. *Conspectus of the Bulgarian vascular flora*. Ed. 3. – Sofija: Bălgarska Fondatsija Biorasnoobrasie [Bulgarian Biodiversity Foundation].
- Baldacci A. 1925: Le fonti della flora albanese. – *Mem. Reale Accad. Sci. Ist. Bologna, Cl. Sci. Fis.*, ser. 8, **2**: 91–108.
- Barina Z. (ed.) 2017: Distribution atlas of vascular plants in Albania. – Budapest: Hungarian Natural History Museum.
- Boissier E. 1849: *Diagnoses plantarum orientaliarum novarum*. Ser. **1**, fasc. **8**. – Lipsiae: B. Hermann; facsimile ed. 1969, Amsterdam: A. Asher & Co.
- Burillo S. & Erben M. 2016: The genus *Limonium* (*Plumbaginaceae*) in Greece. – *Phytotaxa* **240**: 1–212.
- Busch' N. A. 1907: O krymskich' i kavkazkich kollekcijach' v' Herbarii Boissier v' Chambésy bliz' Zhenevy. – *Izv. Imp. S.-Peterburgsk. Bot. Sada* **7**: 173–174.
- Buttler K. P., Thieme M. & collaborators 2017: Florenliste von Deutschland – Gefäßpflanzen. Version 9. – Published at <http://www.kp-buttler.de/florenliste/> [accessed 22 Jan 2018].
- Castroviejo S., Laínz M., López González G., Montserrat P., Muñoz Garmendia F., Paiva J. & Villar L. (ed.) 1986: *Flora iberica* **1**. – Madrid: CSIC.
- Christenhusz M. J. M., Govaerts R., David J. C., Hall T., Borland K., Roberts P. S., Tuomisto A., Buerki S., Chase M. W. & Fay M. F. 2013: Tiptoe through the tulips – cultural history, molecular phylogenetics and classification of *Tulipa* (*Liliaceae*). – *Bot. J. Linn. Soc.* **172**: 280–328.
- Cires E., Baltisberger M., Cuesta C., Vargas P. & Prieto J. A. F. 2013: Allopolyploid origin of the Balkan endemic *Ranunculus wettsteinii* (*Ranunculaceae*) inferred from nuclear and plastid DNA sequences. – *Org. Divers. Evol.* **14**: 1–10.
- Constantinidis Th. & Phitos D. 2004: *Cephalaria pas-tricensis* Dörfler & Hayek. – P. 74 in: Greuter W. & Raus Th. (ed.), *Med-Checklist Notulae*, 22. – *Willdenowia* **34**: 71–80.
- Dalla Torre K. W. v. & Sarnthein L. Graf v. 1900, 1913: *Flora der gefürsteten Grafschaft Tirol und des Landes Vorarlberg und des Fürstenthums Liechtenstein* **1, 6 (4)**. – Innsbruck: Wagner.
- Degen Á. & Dörfler I. 1897: Beitrag zur Flora Albanien und Macedoniens. – *Denkschr. Kaiserl. Akad. Wiss. Wien, Math.-Naturwiss. Kl.* **64**: 701–748.
- Dillenberger M. S. & Kadereit J. W. 2014: Maximum polyphyly: Multiple origins and delimitation with plesiomorphic characters require a new circumscription of *Minuartia* (*Caryophyllaceae*). – *Taxon* **63**: 64–88.
- Dimopoulos P., Raus Th., Bergmeier E., Constantinidis Th., Iatrou G., Kokkini S., Strid A. & Tzanoudakis D. 2013: Vascular plants of Greece: An annotated checklist. – Berlin: Botanic Garden and Botanical Museum Berlin-Dahlem; Athens: Hellenic Botanical Society. [*Englera* **31**].
- Dimopoulos P., Raus Th., Bergmeier E., Constantinidis Th., Iatrou G., Kokkini S., Strid A. & Tzanoudakis D. 2016: Vascular plants of Greece: An annotated checklist. Supplement. – *Willdenowia* **46**: 301–347.
- Dörfler I. 1894–1914: Jahres-Katalog des Wiener botanischen Tauschvereins. – Wien (for bibliographical details see Stafleu & Mennega [2000]).

- Dörfler I. (ed.) 1894–1915: Herbarium normale **31–56**. – Vindobonae.
- Dörfler I. 1904a: [Reisebericht]. – Oesterr. Bot. Z. **54**: 306–308.
- Dörfler I. 1904b: [Bericht über eine botanische Forschungsreise durch Kreta]. – Oesterr. Bot. Z. **54**: 457–462.
- Dörfler I. 1905: [Mitteilungen aus der Flora Kretas]. – Verh. K. K. Zool.-Bot. Ges. **55**: 17–20.
- Dörfler I. 1914: Bericht über eine Forschungsreise in Nordalbanien. – Pp. 488–493 in: Sitzung der mathematisch-naturwissenschaftlichen Klasse vom 29. Oktober 1914. – Kaiserl. Akad. Wiss. Wien, Math.-Naturwiss. Kl., Anz. **1914**: 483–493.
- Dörfler I. 1916: Bericht. – Pp. 338–350 in: Sitzung der mathematisch-naturwissenschaftlichen Klasse vom 14. Dezember 1916. – Kaiserl. Akad. Wiss. Wien, Math.-Naturwiss. Kl., Anz. **1916**: 335–354.
- Dörfler I. 1918: Beschreibung neuer Pflanzenarten. – Anz. Akad. Wiss. Wien, Math.-Naturwiss. Kl. **55**: 282–285.
- Dörfler I. 1928: Herbarpflanzen. (Das Sammeln und herbarmäßige Präparieren von Farnen, Gymnospermen und Angiospermen unter besonderer Berücksichtigung des Sammelns auf Reisen. Die Adjustierung solcher Präparate für museale Zwecke und deren Konservierung). – Pp. 107–119 in: Anon., Allgemeine Physiologie. – Berlin: J. Springer. (= Péterfi T. (ed.), Methodik der wissenschaftlichen Biologie **2**).
- Erben M. 1985: Cytotaxonomische Untersuchungen an südosteuropäischem *Viola*-Arten der Sektion *Melanium*. – Mitt. Bot. Staatssamml. München **21**: 339–740.
- Euro+Med 2006+ [continuously updated]: Euro+Med PlantBase – the information resource for Euro-Mediterranean plant diversity. – Published at <http://ww2.bgbm.org/EuroPlusMed/> [accessed 5 Mar 2018].
- Fielding J. & Turland N. 2005: Flowers of Crete. – Kew: Royal Botanic Gardens.
- Fleischmann H. 1925: Beitrag zur Orchideenflora der Insel Kreta. – Oesterr. Bot. Z. **74**: 180–194.
- Franzén R. 1991: *Achillea* L. – Pp. 431–450 in: Strid A. & Tan K. (ed.), Mountain Flora of Greece **2**. – Edinburgh: Edinburgh University Press.
- Galbany-Casals M., Sáez L., Benedi C. & Jarvis C. E. 2006: Typification of names in *Gnaphalium* L. and *Helichrysum* Mill. (*Asteraceae*), and some taxonomic notes. – Taxon **55**: 489–501.
- Ginzberger A. 1915: †Josef Brunnthaler und Alois Teybler. – Verh. K. K. Zool.-Bot. Ges. **65**: (7)–(21).
- Gottschlich G. 2011: *Pilosella leucopsilon* (Arv.-Touv.) Gottschl.; *Pilosella leucopsilon* subsp. *pilisquama* (Nägeli & Peter) Gottschl. – P. 317 in: Greuter W. & Raus Th. (ed.), Med-Checklist Notulae, 30. – Willdenowia **41**: 311–328.
- Greuter W. 1997: *Silene* L. – Pp. 239–323 in: Strid A. & Tan K. (ed.), Flora hellenica **1**. – Königstein: Koeltz Scientific Books.
- Greuter W., Burdet H. M. & Long G. 1989: Med-Checklist **4**. *Dicotyledones (Lauraceae-Rhamnaceae)*. – Genève: Conservatoire et Jardin botaniques.
- Greuter W. & Potztl E. 1982: Bericht über den Botanischen Garten und das Botanische Museum Berlin-Dahlem für die Jahre 1980 und 1981. – Willdenowia **12**: 311–328.
- Halácsy E. de 1900–1901: Conspectus Florae Graecae **1**(1–2). – Lipsiae: G. Engelmann.
- Hartvig P. 1986: *Alyssum* L.; *Carum* L. (incl. *Hellenocarum* H. Wolff). – Pp. 281–303; 695–702 in: Strid A. (ed.), Mountain Flora of Greece **1**. – Cambridge: Cambridge University Press.
- Hartvig P. 1991: *Campanula* L. – Pp. 369–387 in: Strid A. & Tan K. (ed.), Mountain Flora of Greece **2**. – Edinburgh: Edinburgh University Press.
- Hassler M. & Schmitt B. 2018: Checklist of ferns and lycophytes of the world. Version 7.42 – March 2018. – Published at <https://worldplants.webarchiv.kit.edu/ferns/> [accessed 12 Mar 2018].
- Hauer F. Ritter v. 1892: Jahresbericht für 1891. – Ann. K. K. Naturhist. Hofmus. **7**: Notizen 27–99.
- Hauer F. Ritter v. 1894: Jahresbericht für 1893. – Ann. K. K. Naturhist. Hofmus. **9**: Notizen 1–51.
- Hauer F. Ritter v. 1896: Jahresbericht für 1895. – Ann. K. K. Naturhist. Hofmus. **11**: Notizen 1–52.
- Hayek A. v. 1917: Beitrag zur Kenntnis der Flora des albanisch-montenegrinischen Grenzgebietes. – Kaiserl. Akad. Wiss. Wien, Math.-Naturwiss. Kl., Denkschr. **94**: 127–210.
- Hayek A. v. 1924: Zweiter Beitrag zur Kenntnis der Flora von Albanien. – Akad. Wiss. Wien, Math.-Naturwiss. Kl., Denkschr. **99**: 101–224.
- Hayek A. v. 1924–1927: Prodrömus Florae Peninsulae Balcanicae, **1** [pp. 1–352 (1924), pp. 353–672 (1925), pp. 673–960 (1926), pp. 961–1193 (1927)]. – Repert. Spec. Nov. Regni Veg. Beih. **30**(1).
- Hayek A. v. 1928–1931: Prodrömus Florae Peninsulae Balcanicae, **2** [pp. 1–96 (1928), pp. 97–336 (1929), pp. 337–576 (1930), pp. 577–1152 (1931)]. – Repert. Spec. Nov. Regni Veg. Beih. **30**(2).
- Hirschfeld L. 1927: Wien im Glaskasten. Erster Ausstellungsspaziergang. – Neue Freie Presse No. 22502, 8. Mai 1927: 10–11.
- Höfler K. 1965: Siegfried Strugger. – Alman. Österr. Akad. Wiss. **115**: 401–408.
- Hübl E. & Punz W. 2005: Zum 90. Geburtstag von em. Univ.-Prof. Dr. Gustav Wendelberger. – Verh. Zool.-Bot. Ges. Österreich **142**: 63–86.
- Jahn R. 2013: *Nigella doerfleri* Vierh. – P. 245 in: Raab-Straube E. von & Raus Th. (ed.), Euro+Med-Checklist Notulae, 2. – Willdenowia **43**: 239–249.
- Janchen E. 1933: Richard Wettstein. Sein Leben und Wirken. – Oesterr. Bot. Z. **82**: 3–195.
- Kamari G. 1991: The genus *Fritillaria* L. in Greece: taxonomy and karyology. – Bot. Chron. (Patras) **10**: 253–270.

- Kechaykin A. A. & Shmakov A. I. 2016: A system of subtribe *Potentillinae* J. Presl (*Rosaceae* Juss.) – *Turczaninowia* **19**: 114–128.
- Kronfeld M. 1908: Anton Kerner von Marilaun. – Leipzig: C. H. Tauchnitz.
- Lack H. W. 2015: The Bauers. Masters of botanical illustration. – Munich: Prestel.
- Lack H. W. 2017: Deutsche und österreichische Botaniker in Albanien – von den Anfängen bis 1945. – Pp. 281–304 in: Seidl J., Kästner I., Kiefer J. & Kiehn M. (ed.), Deutsche und österreichische Forschungsreisen auf dem Balkan und nach Nahost. – Aachen (= Engelhardt D. v., Kästner I., Kiefer J. & Reich K. (ed.), Europäische Wissenschaftsbeziehungen **13**).
- Lack H. W. & Sydow C. O. v. 1983: Dörflers Sammlung von Botanikerbriefen in der Universitätsbibliothek Uppsala I. Einführung, Verzeichnis der Briefschreiber A–F. – *Willdenowia* **13**: 397–428.
- Lack H. W. & Sydow C. O. v. 1984a: Dörflers Sammlung von Botanikerbriefen in der Universitätsbibliothek Uppsala II. Verzeichnis der Briefschreiber G–R. – *Willdenowia* **14**: 203–225.
- Lack H. W. & Sydow C. O. v. 1984b: Dörflers Sammlung von Botanikerbriefen in der Universitätsbibliothek Uppsala III. Verzeichnis der Briefschreiber S–Z. Verzeichnis der Briefempfänger, Miscellanea. – *Willdenowia* **14**: 435–456.
- Lanjouw J. & Stafleu F. A. 1954: Index herbariorum **2**. Collectors A–D. – Utrecht (= *Regnum Veg.* **2**).
- Lonsing A. 1939: Über einjährige europäische *Cerastium*-Arten aus der Verwandtschaft der Gruppen “Ciliatopetala” Fenzl und “Cryptodon” Pax. – *Repert. Spec. Nov. Regni Veg.* **46**: 139–165.
- Markgraf-Dannenberg I. 1976: Die Gattung *Festuca* in Griechenland. – Veröff. Geobot. Inst. ETH Stiftung Rübel Zürich **56**: 92–182.
- McNeill, J. 1963: Taxonomic studies in the *Alsinoideae*. 2. A revision of the species in the Orient. – *Notes Roy. Bot. Gard. Edinburgh* **24**: 241–404.
- Meusel H. & Kästner A. 1994: Lebensgeschichte der Gold- und Silberdisteln. Monographie der mediterran-mitteuropäischen Compositen-Gattung *Carlina*. **2**. – *Denkschr. Österr. Akad. Wiss., Math.-Naturwiss. Kl.* **128**.
- Moore A. J. & Dillenberger M. S. 2017: A conspectus of the genus *Cherleria* (*Minuartia* s.l., *Caryophyllaceae*). – *Willdenowia* **47**: 5–14.
- Niketić M., Cikovac P., Barina Z., Pifkó D., Melovski L., Duraki Š., & Tomović G. 2015: *Viola chelmea* and *Viola jooi* (*Violaceae*), new species for the flora of Serbia and their distribution in the Balkan Peninsula and the Carpathians. – *Bull. Nat. Hist. Mus.* **8**: 49–74.
- Pascher A. 1931: Günther Beck-Mannagetta. – *Ber. Deutsch. Bot. Ges.* **49**: (105)–(125).
- Persson K. 2007: Nomenclatural synopsis of the genus *Colchicum* (*Colchicaceae*), with some new species and combinations. – *Bot. Jahrb. Syst.* **127**: 165–242.
- Petrak F. 1948: Botanische Abteilung. – *Ann. Naturhist. Mus. Wien* **56**: 10–13.
- Pott R. 2004: Ernst Burrichter (1921–2003). – *Tuexenia* **24**: 9–12.
- Raus Th. 1977: Klimazonale Vegetationsgliederung und aktuelle Gehölzgesellschaften des ostthessalischen Berglandes (Griechenland). – *Diss. Math.-Nat. Fak. Univ. Münster Referat.* **80**: 37–38.
- Rechinger K. H. 1954: Karl Ronniger. – *Verh. Zool.-Bot. Ges. Wien* **94**: 5–17.
- Rix M. & Strange K. 2007: *Fritillaria gussichae* [sic!]. – *Bot. Mag., n.s.*, **24** [**208**]: 42–45.
- Sauberer N. 2009: In memoriam Gustav Wendelberger. – *Natur & Land* **95**: 36–37.
- Schönbeck-Temesy E. 1992: Zur Geschichte des Herbars der Wiener Universität. – *Abh. Zool.-Bot. Ges. Österreich* **26**: 69–95.
- Schönbeck-Temesy E., Ehrendorfer F. & Krendl F. 1991: *Galium* L. – Pp. 300–328 in: Strid A. & Tan K. (ed.), *Mountain Flora of Greece* **2**. – Edinburgh: Edinburgh University Press.
- Selvi F. 2011: *Paramoltkia doerfleri* (Wettst.) Greuter & Burdet. – P. 312 in: Greuter W. & Raus Th. (ed.), *Med-Checklist Notulae*, 30. – *Willdenowia* **41**: 311–328.
- Selvi F. & Bigazzi M. 2000: Removal of *Anchusa macedonica* from *Anchusa* (*Boraginaceae*): evidence from phenetics and karyotypic analysis. – *Taxon* **49**: 765–778.
- Shpati F. 2017: Llojet e teksteve në gazetën “Posta e Shqipniës” [Types of texts in the journal “Posta e Shqipniës”]. – Tirana: PhD thesis, Universiteti i Tiranës.
- Širjaev G. 1932: Generis *Ononis* L. revisio critica. – *Beih. Bot. Centralbl.* **49**: 381–665.
- Stafleu F. A. & Cowan R. S. 1976: Taxonomic literature, ed. 2, 1. – *Regnum Veg.* **94**.
- Stafleu F. A. & Mennega E. A. 2000: Taxonomic literature, ed. 2, Supplement 6. – *Regnum Veg.* **137**.
- Steinbach R. 1959: Österreichische Botaniker des 19. Jahrhunderts, die nicht an Hochschulen wirkten. – *Diss. Univ. Wien*, unveröffentlicht.
- Strange K. & Rix M. 2007: *Linum doerfleri*. – *Bot. Mag., n.s.*, **24** [**208**]: 12–17.
- Strid A. 1970: Studies in the Aegean Flora XVI. Biosystematics of the *Nigella arvensis* complex. – *Opera Bot.* **28**: 1–169.
- Strid A. (ed.) 1986: *Mountain Flora of Greece* **1**. – Cambridge: Cambridge University Press.
- Strid A. 1997: *Cerastium* L. – Pp. 198–214 in: Strid A. & Tan K. (ed.), *Flora Hellenica* **1**. – Königstein: Koeltz Scientific Books.
- Strid A. 2016a: Atlas of the Aegean flora. Part 1: Text & plates. – *Englera* **33(1)**.
- Strid A. 2016b: Atlas of the Aegean flora. Part 2: Maps. – *Englera* **33(2)**.
- Strid A. & Tan K. (ed.) 1997: *Flora hellenica* **1**. – Königstein: Koeltz Scientific Books.

- Strid A. & Tan K. (ed.) 2002: Flora hellenica **2**. – Rugell: A. R. G. Gantner.
- Szeląg Z. 2008: Taxonomic and nomenclatural notes on *Pilosella alpicola* agg. (*Asteraceae*) in the Balkans and Carpathians. – Ann. Bot. Fenn. **45**: 301–306.
- Thiers B. (ed.) 2008+ [continuously updated]: Index Herbariorum: A global directory of public herbaria and associated staff. New York Botanical Garden's Virtual Herbarium. – Published at <http://sweetgum.nybg.org/science/ih/> [accessed 22 Jan 2018].
- Tutin T. G., Heywood V. H., Burges N. A., Moore D. M., Valentine D. H., Walters S. M. & Webb D. A. (ed.) 1972: Flora europaea **3**. – Cambridge: Cambridge University Press.
- Victor K. (ed.) 2013: Carl Haussknecht. Ein Leben für die Botanik. – Jena. (= Dicke K. (ed.), Beiträge aus den Sammlungen der Universität **2**).
- Vierhapper F. 1929: August v. Hayek. – Verh. Zool.-Bot. Ges. **78**: 136–151.
- Vierhapper F. & Rechinger K. H. 1935: Bearbeitung der von Ignaz Dörfler im Jahre 1904 auf Kreta gesammelten Blüten- und Farnpflanzen. – Oesterr. Bot. Z. **84**: 123–157, 161–197.
- Wagenitz G. 1960: Joseph Bornmüller 1862–1948. – Willdenowia **2**: 343–360.
- Weinzierl Th. de 1906: VI. Bericht über die anlässlich des botanischen Kongresses gemeinsam mit der Association internationale des Botanistes veranstaltete internationale botanische Ausstellung. – Pp. 56–80 in: Wettstein R. v., Wiesner J. & Zahlbruckner A. (ed.). Verhandlungen des Internationalen Botanischen Kongresses in Wien 1905. Actes du Congrès International de Botanique tenu à Vienne (Autriche) 1905. – Jena: G. Fischer.
- Wettstein R. v. 1892: Beitrag zur Flora Albaniens. – Biblioth. Bot. **26**.
- Wettstein R. de (ed.) 1913: Schedae ad floram exsiccata Austro-Hungaricam **10**. Adjuvantibus H. de Handel-Mazzetti et I. Doerfler. – Vindobonae: Institutum Botanicum.
- Wettstein R. v. 1917: Die Pflanzenwelt Albaniens und die europäischen Gärten. – Posta e Shqypniës No. 31, 24. März 1917.
- Wolff H. 1910: *Umbelliferae–Apioideae–Bupleurum, Trinia* et reliquae *Ammineae* heteroclitae. – In: Engler A. (ed.), Das Pflanzenreich. Regni vegetabilis conspectus **IV. 228** (Heft **43**). – Leipzig: Wilhelm Engelmann.
- Zonnefeld B. J. M. 2009: The systematic value of nuclear genome size for “all” species of *Tulipa* L. (*Liliaceae*). – Pl. Syst. Evol. **281**: 217–245.

Appendix 1

Ignaz Dörfler's autobiography

Autograph manuscript in Dörfler's hand, c. 1948. Notes in square brackets. – Private collection Elise Speta, Linz;

photocopy: Botanischer Garten und Botanisches Museum Berlin Archives, File Ignaz Dörfler.

Ignaz Dörfler, Botaniker

Geb. am 19. Juni 1866 in Wien. Besuchte das Gymnasium zu Kremsmünster und Ried (Ober-Österr.), war an der Wiener Universität Schüler des Prof. Anton Kerner von Marilaun († 1898), dem Verfasser des berühmten „Pflanzenleben“ (1890/1891, 2 Bände u. spätere Auflagen), und schon ab 1888 dessen Demonstrator an der Lehrkanzel für systematische Botanik.

1893 übernahm D. die 1845 von Dr. A. Skofitz gegründete „Wiener Botanische Tauschanstalt“, durch welche er viele 100.000 Exemplare Herbarpflanzen an die botanische Museen und Hochschul-Institute aller Länder zur Verteilung brachte. Er liess zu diesem Zwecke auch Sammelreisen auf eigene Kosten durchführen, so von: P. Porta und G. Rigo: Abruzen, Mittel- und Süditalien, Sizilien; F. Karo: Sibirien und Amurgebiet; A. Callier: Zwei Reisen in die Krim; P. Sintenis: Thessalien; Chr. Leonis: Griechenland, Ägäische Inseln, Kreta etc. Dadurch wurde der floristischen Botanik reiches und wissenschaftlich überaus wertvolles Studienmaterial, auch viele neue Pflanzenarten, zugänglich gemacht.

Die seit 1894 von D. herausgegebenen Tauschkataloge umfassen bis 1914 (Beginn des ersten Weltkrieges) 456 Seiten in Gross-Quart; sie enthalten viele wissenschaftliche Notizen und Diagnosen neuer Arten. Ab 1894 gab D. das von F. Schultz gegründete „Herbarium Normale“ heraus (bis 1915: Cent. XXXI bis LVI = 2600 Nummern). Die von D. verfassten, dazugehörigen Schedae in Buchform umfassen 3 Bände (354, 323 und 180 Seiten). Sie beinhalten viele kritische Studien über die ausgegebenen Pflanzen, sowie Beschreibungen neuer Arten. Die streng wissenschaftliche nomenklatorische Bearbeitung hat D. auf Grund der Originalquellen selbst durchgeführt.

Im Jahre 1896 verfasste D. ein „Internationales Botaniker-Adressbuch“ und brachte in der ersten Auflage auf 292 Druckseiten 6455 „Adressen der lebenden Botaniker aller Länder, der botanischen Gärten und Museen und der die Botanik pflegenden Institute, Gesellschaften und periodischen Publikationen. (II. Aufl. 1902, 356 Seiten mit 9815 Adressen; – III. Aufl., 1909, 478 Seiten mit 12.580 Adressen; – Die Ausgabe der für 1914 bereits vorbereitete [sic] IV. Auflage wurde durch den Kriegsausbruch vereitelt.) 1905/06 publizierte D. 4 Serien à 10 Bilder „Botaniker Porträts“, in Lichtdruck mit Beigabe von Biographien. Alle diese Unternehmungen mussten 1914 mit Ausbruch des Krieges infolge Sperrung der Grenzen eingestellt werden.

Nun musste D. beruflich umsatteln. Er war so glücklich ad personam mit dem Titel Konservator als wissenschaftlich-technischer Beamter an die Universität berufen und dem Botanischen Institut (unter der Direktion von Hofr. Prof. Richard Wettstein von Westersheim) zugeteilt zu werden. Hier war ihm die selbständige Verwaltung,

der Aufbau und die Instandhaltung des Botanischen Museums und der mit diesem verbundenen übrigen Sammlungen (Karpologische und Holzsammlung, Drogen, Cecidien etc.) anvertraut. Seine grosse Liebe zur Sache, seine exakten wissenschaftlichen Kenntnisse, reiche technische Erfahrung und grosse manuelle Geschicklichkeit (Arbeiten in Materialien aller Art: Holz, Metallen, Glas, Karton, Leder etc.) befähigten ihn, das in ihn gesetzte Vertrauen voll zu rechtfertigen. So wurde denn das Botanische Museum der Universität Wien sein Lebenswerk.

In den Höhepunkt seines wissenschaftlichen Schaffens fallen D's sieben botanische Forschungsreisen: 1889 eine Ferienreise in die Süd-Buwokina (rumänisches Grenzgebiet und angrenzendes Siebenbürgen bis zum Ineu). – Die weiten grossen Reisen, stets im ehrenvollen Auftrag der Kaiserl. Akademie der Wissenschaften in Wien: 1890 und 1893 nach Süd-Serbien, Albanien (Šar-Dagh) und ins Innere Mazedoniens bis zu dem im ersten Weltkriege oft genannten und viel umstrittenen höchsten Gipfel Mazedoniens, den Kaimakčalan [Kajmakčalan]. – 1904 siebenmonatige Reise nach Kreta. – 1914, 1916 und 1918 in die wegen schwerer Zugänglichkeit auch heute noch wenig erforschten Hochalpen von Nord-Albanien (dreimalige Durchquerung Nord-Albanien von Skutari [Skodër] nach Prizrend [Prizreni], 1918 über Kula Lums [Kulla e Lumës] südwärts bis Korab). – D. hat auf diesen Forschungsreisen über 80 neue Pflanzenarten und -Formen entdeckt, brachte stets enormes Studienmaterial mit, sowie Sämereien und lebende Pflanzen für den Wiener Botanischen Garten. So manche dieser Pflanzen erwiesen sich als wertvolle Neueinführungen, gedeihen in unseren Gärten prächtig und entzücken das Auge des Kenners. – Die wissenschaftlichen Resultate sind meist in den Schriften der Kaiserl. Akademie der Wissenschaften veröffentlicht. Die Verdienste D's für die botanische Wissenschaft fanden ehrendste Anerkennung, besonder [sic] seitens namhafter Fachgelehrten: Über 40 neue Pflanzenarten wurden bereits nach ihm benannt.

Seit seiner Jugend betätigte sich D. als botanischer Fachschriftsteller. Seine zahlreichen Abhandlungen erschienen hauptsächlich in der „Österreichischen Botanischen Zeitschrift“, in den „Verhandlungen der k. k. Zoologisch-Botanischen Gesellschaft“ und in den Schriften der „Kaiserl. Akademie der Wissenschaften in Wien“. – Als Prof. R. von Wettstein 1901 seine botanische Forschungsreise nach Brasilien antrat, betraute er für die Zeit seiner Abwesenheit D mit der Redaktion der Österr. Botanischen Zeitschrift.

Wiederholt war D Mitarbeiter an Wiener Ausstellungen: 1905, gelegentlich des II. Internat. Botanischen Kongresses, wurde in den Prachträumen der kaiserl. Orangerie zu Schönbrunn die „I. Internationale Botanische Ausstellung“ veranstaltet, an der sich 129 Aussteller aller Länder beteiligten. Hier brillierte D mit einem über 10 m. langen und 3 m hohen Tableau ausgewählter

Herbarpflanzen aus seinem „Herbarium Normale“ und seinem „Iter Creticum“. Am 14. Juni besuchte Kaiser Franz Josef die Ausstellung und sprach D über die Schönheit des interessanten Objektes seine allerhöchste Anerkennung aus. 1912/13 hat D nach Richtlinien seines Chefs Prof. R. von Wettstein für die „Adria-Ausstellung, Wien, 1913“ die wissenschaftliche Abteilung Botanik vorbereitet und die Aufstellung in der Rotunde selbständig durchgeführt. Hier bracht D erstmalig als originelles und durch Schönheit anziehendes Objekt ein grosses Tableau zierlicher Adria-Algen als Flüssigkeitspräparate in Form von Diapositiven. Ebenso erstmalig Präparate in kleinen Glasaquarien, „Adria-Algen“ am natürlichen Standort zeigend. 1927 war im naturwissenschaftlichen Teile der Ausstellung „Wien und die Wiener“ die Abteilung Botanik wieder in D's Händen. Er brachte hier als Clou der Ausstellung die viel bewunderte und in der Tagespresse schmeichelhaft besprochene „Baumscheibe als Geschichtstafel“, den Querschnitt eines 150jährigen Eichenstammes aus dem Wiener Botanischen Garten mit Chronik von Wien unter Beziehung auf die Jahresringe. [...] Erwähnt sei noch die Beteiligung D's an der 1931 im Sonnenuhrhaus des Bundesgartens Schönbrunn veranstaltete Kakteen-schau mit einer grossen Sondergruppe von Arten der Kakteen-gattung *Echinopsis*.

Mit 1. Januar 1933 erfolgte an der Wiener Universität gesetzlicher Abbau aller Beamten mit erreichtem 60. Lebensjahre. 64 Beamte waren davon betroffen. D war bereits 67 Jahre alt. Bei ihm verzögerte man bevorzugt die Pensionierung unter Anwendung des damals gleichzeitig erschienenen Beurlaubungsgesetzes um 5 Jahre, so dass D erst am 1. Jan. 1938 pensioniert wurde.

Auf seine weitere Tätigkeit im nun „freien Berufe“ war dies ohne jeden Einfluss. Die täglichen Fortschritte in der Wissenschaft zwingen jeden ihrer ernstesten Vertreter zu steter, weiteren [sic] Mitarbeit mit allen Kräften. Seine reiche wissenschaftliche Bibliothek unterstützt D's sozusagen nun „ehrenamtliche“ Heimarbeit, und seit 1934 (Übersiedlung ins jetzige Heim) bietet ihm ein eigener Hausgarten mit dem von ihm selbst erbauten und gepflegten „Alpinum“ viele, schöne Gelegenheit für biologische Studien.

D ist jedoch und war stets und nie wankend treuer Österreicher und Wiener mit Leib und Seele. Mit grosser Vorliebe und viel beschäftigt er sich privatim mit Topographie und Geschichte, besonders jedoch mit populärer Heimatkunde seiner Vaterstadt. Er ist gründlicher Kenner der einschlägigen Literatur; seine Viennensia-Bibliothek ist bedeutend. Öffentlich betätigt sich D mit dieser Liebhaberei nur selten. Er ist jedoch stets gerne, eifrig und uneigennützigst [sic], stiller Mitarbeiter literarischer Freunde, die sein lokalhistorisches Wissen und seine Viennensia-Bibliothek oft zu Rate ziehen. Bemerkenswert ist das interessante Exlibris der Bibliothek, das D. erst kürzlich selbst entworfen und gezeichnet hat (Federzeichnung !). Es ist ein persönlich abgestimmtes, wissenschaftliches Buchzeichen, bei welchem jedes „Verkünsteln“ vermieden wurde.

Appendix 2

Type material in the herbarium of Ignaz Dörfler

In the following enumeration the names are arranged alphabetically. The following particulars are provided:

- Name of the taxon with author[s] and place and date of publication.
- Status of the type material [holotype, isotype, lectotype, isolectotype, syntype].
- Locality data as given on the specimen label
- Barcode of the specimen
- Additional information concerning status and condition of the material as well as the content of attached revision labels or commentaries. Particulars concerning the typification of names. Specification of the name currently in use according to Euro+Med Plant-Base (Euro+Med 2006+); if differing from this standard then as indicated.

Digital images of the types present in Dörfler's herbarium are available in the online database "Virtual Herbaria JACQ" (<http://herbarium.univie.ac.at/database/search.php>). Herbarium acronyms follow the standard abbreviations of Index Herbariorum (Thiers 2008+).

Pteridophyta

Aspleniaceae

Asplenium xbaumgartneri Dörfl. in Oesterr. Bot. Z. 45: 169. 1895.

Holotype: Bei Rothenhof nächst Stein a/Donau, unter *Asplenium germanicum*, *trichomanes* u. *septentrionale* – mit letzterem durchwachsen – nur 1 Büschel, Gneis, ca. 250 m, 15 Aug 1894, leg. Baumgartner [B 20 0126633].

Note: Under number 3681 (II) of HERBARIUM NORMALE a photo of the holotype of *Asplenium xbaumgartneri* has been distributed by Dörfler. Current name: *Asplenium xalternifolium* subsp. *heufleri* (Reichardt) Aizpuru, Calalán & Salvo (sec. Hassler & Schmitt 2018).

Asplenium xheufleri Reichardt in Verh. K. K. Zool.-Bot. Ges. Wien 9: 95. 1859.

Isotype: Drei Wedel vom Originalstocke Heufler's! [B 20 0126632].

Note: Under number 3681 (I) of HERBARIUM NORMALE a photo of the isotype material of *Asplenium heufleri* has been distributed by Dörfler. Current name: *Asplenium xalternifolium* subsp. *heufleri* (Reichardt) Aizpuru, Calalán & Salvo (sec. Hassler & Schmitt 2018).

Asplenium xreicheliae Dörfl. & Asch. in Ascherson & Graebner, Syn. Mitteleur. Fl. 1: 80. 1896 [& in Verh. Bot. Vereins Prov. Brandenburg 37: XLVII. 1896].

Holotype: Nieder Österreich. Zwischen den Stammeltern an der alten Friedhofsmauer von Unter-Aspang, 2 Sep 1895, leg. M. Reichel [B 20 0126627].

Note: Under number 3679 of HERBARIUM NORMALE a photo of the holotype of *Asplenium reicheliae* has been distributed by Dörfler. The epithet refers to Marie Reichel, subsequently the wife of Ignaz Dörfler. Current name: *Asplenium xalternifolium* subsp. *heufleri* (Reichardt) Aizpuru, Calalán & Salvo (sec. Hassler & Schmitt 2018).

Equisetaceae

Equisetum telmateia var. *compositum* Luerss. & Dörfl. in Verh. K. K. Zool.-Bot. Ges. Wien 39: 33. 1889.

Lectotype (designated here): Ober Österreich, in der Nähe des Dürnbergerholzes bei Ried, 7 Jul 1888, leg. I. Dörfler [B 20 0126886].

Note: The lectotype specimen carries a copy of Dörfler's first communication on the new taxon (in Oesterr. Bot. Z. 38: 287. 1888). Isolectotypes are kept in W and MA. Current name: *Equisetum telmateia* Ehrh.

Equisetum telmateia f. *patens* Dörfl. in Verh. K. K. Zool.-Bot. Ges. Wien 39: 37. 1889.

Syntypes: Ober-Österreich, Sumpf nächst Niederbrunn b. Ried, 12 Jul 1887, leg. I. Dörfler [B 20 0126852] – Ober-Österreich, Sumpf nächst Niederbrunn b. Ried, 2 Jul 1886, leg. I. Dörfler [B 20 0126853].

Note: The specimen B 20 0126852 has been seen by C. Luerssen on 21 Aug 1888. Current name: *Equisetum telmateia* Ehrh.

Woodsiaceae

Cystopteris baenitzii Dörfl. in Baenitz, Herb. Eur. Nr. 6510 (Prospect 1891: 4) 1891.

Syntypes: Fl. Norvegica: Kongsvold (Dovre Fjeld), 62° n. Br., auf Glimmerschiefer, 14 Jul 1889, leg. C. Baenitz [Dr. C. Baenitz, Herbarium Europaeum. No. (s.n.)] [B 20 0126780] – Fl. Norvegica: Kongsvold (Dovre Fjeld), 62° n. Br., an Glimmerschieferfelsen dicht bei der Station etwa 10 Minuten rechts vom Wege im Drivdal, 898 m, 12 Jul 1889, leg. C. Baenitz [Dr. C. Baenitz, Herbarium Europaeum. No. (s.n.)] [B 20 0126782].

Note: Current name: *Cystopteris fragilis* subsp. *dickieana* (R. Sim) Hyl. (sec. Euro+Med 2006+); *Cystopteris dickieana* R. Sim (sec. Buttler & al. 2017).

Spermatophyta

Boraginaceae

Anchusa macedonica Degen & Dörfl. in Denkschr. Kaiserl. Akad. Wiss. Wien, Math.-Naturwiss. Kl. 64: 730. 1897.

Isolectotype: Macedon. boreal. In petrosis prope Zeleniko, 8 Mai 1893 (I. DÖRFLER, Iter Turcicum secundum 1893. No. 283) [B 10 9006023].

Note: The lectotype (in W) was designated by Selvi & Bigazzi (2000). Current name: *Gastrocotyle macedonica* (Degen & Dörfl.) Bigazzi, Hilger & Selvi. The species is endemic to a small area in N Greece, Macedonia and SW Bulgaria.

Moltkia doerfleri Wettst. in Anz. Akad. Wiss. Wien, Math.-Naturwiss. Kl. 55: 284. 1918 [& in Oesterr. Bot. Z. 67: 311 (sine nom., cf. p. 404) & 361. 1918] [*“Moltkea” doerfleri*].

Syntypes: Distrikt Luma, unter Eichengebüsch auf Hügeln östl. von Kula Lums, ca. 300 m, 21 Mai 1918 (I. DÖRFLER: Reisen in Nord-Albanien 1916 und 1918. No. 502) [B 10 9009197] – Nordostalbanien, Distrikt Hasi, In lichten Eichen-Buschwäldern bei Kruma, am Wege nach Trektani, 18 May 1918 [I. DÖRFLER: Reisen in Nord-Albanien 1916 und 1918. (s.n.)] [B 10 9009198] – Distrikt Hasi, Felsige Südhänge des Paštrik, unter Gebüsch, ca. 1100 m, 17 Mai 1918 (I. DÖRFLER: Reisen in Nord-Albanien 1916 und 1918. No. 446) [B 10 9009196] – Distrikt Hasi, in Eichen-Buschwäldern bei Tobi, Gemeinde Trektani, 18 Mai 1918 (I. DÖRFLER: Reisen in Nord-Albanien 1916 und 1918. No. 450) [B 10 9009195; B 10 0186990] – Distrikt Hasi, Lichte Eichen-Buschwälder bei Kruma, 18 May 1918 (I. DÖRFLER: Reisen in Nord-Albanien 1916 und 1918. No. 472) [B 10 0186991; B 10 9009199] – Distrikt Hasi, Westl. Ausläufer des Paštrik, subalpine Buschwälder, ca. 1200 m, 21 Jul 1918 (I. DÖRFLER: Reisen in Nord-Albanien 1916 und 1918. No. 848) [B 10 9009200] – Das erste, einzige Stück, das ich unterwegs zum Paštrik am 13. Mai bei Tobli fand und in der Kartentasche verwahrte, I. Dörfler [B 10 0009054].

Further original material: Originalstücke, die von R. Wettstein in seiner Studie über *M[oltkia]. D[oe]rfleri*. für die Tafel benutzt wurden [I. DÖRFLER: Reisen in Nord-Albanien 1916 und 1918. (s.n.)] [B 10 0009055].

Note: The handwritten description of R. von Wettstein is attached to the specimens in B. One of the specimens from Dörfler’s herbarium [B 10 0009055] carries the plants, which have been imaged as “fig. 3” in Wettstein’s publication in “Österreichische Botanische Zeitschrift” (1918). Current name: *Paramoltkia doerfleri* (Wettst.) Greuter & Burdet. The species is endemic to N Albania and SW Serbia; a record from NW Greece is incorrect and refers to *Aegonychon purpurocaeruleum* (L.) Holub (Selvi 2011).

Onosma albanica Dörfl. & Ronniger in Anz. Akad. Wiss. Wien, Math.-Naturwiss. Kl. 55: 283. 1918.

Lectotype (designated here): Distrikt Luma, buschige Weideplätze zwischen Kuma Lums und Göstil, ca. 350 m, 25 Jun 1918 (I. DÖRFLER: Reisen in Nord-Albanien 1916 und 1918. No. 687) [B 10 9006177] (Fig. 12).

Note: Ronniger’s handwritten manuscript and a reprint of the publication are attached to the lectotype specimen (Fig. 12). Current name: *Onosma pseudoarenaria* subsp. *albanica* (Dörfl. & Ronniger) Rauschert.

Campanulaceae

Asyneuma comosiforme Hayek & Janch. in Oesterr. Bot. Z. 70: 20. 1921.

Lectotype (designated here): Distrikt Luma, in Felsspalten am unteren Eingang in die Šija-Schlucht bei Bicaj, 6.1918, J. Zerny [I. DÖRFLER: Reisen in Nord-Albanien 1916 und 1918. (s.n.)] [B 10 9003962].

Note: The lectotype specimen carries the plant figured in Hayek (1924). Isolectotypes are kept in W (W 1958-0010312) and in the “Herbarium Hayek” in GB (GB-004 7108). Current name: *Asyneuma comosiforme* Hayek & Janch.

Campanula formanekiana Degen & Dörfl. in Denkschr. Kaiserl. Akad. Wiss. Wien, Math.-Naturwiss. Kl. 64: 728. 1899.

Syntypes: Macedon. centr. In rupium fissuris prope Severni, 24 Mai 1893 (I. DÖRFLER, Iter Turcicum secundum 1893. No. 237) [B 10 9004640] – Macedon. centr. In fissur. rupium praerupt. inter Roždan et Allchar, 21 Jun 1893 (I. DÖRFLER, Iter Turcicum secundum 1893. No. 236) [B 10 9004641].

Note: Endemic to a small area in Macedonia and NC Greece (Hartvig 1991: 378). A large-flowered and showy species, sometimes cultivated as an ornamental. Current name: *Campanula formanekiana* Degen & Dörfl.

Campanula hierapetrae Rech. f. in Oesterr. Bot. Z. 84: 170. 1935.

Isotype: Kreta. Hierapetra, Felsritzen in der alp. Region des Aphendi Kavusi, 2 Aug 1904 (I. DÖRFLER, Iter Creticum 1904. No. 1049) [B 10 9003980].

Note: Current name: *Campanula hierapetrae* Rech. f. The species is a local endemic of Thriptis Ori (Afendis Kavousi) in E Crete (Strid 2016b: 266, map 1032).

Campanula scheuchzeriformis Hayek in Oesterr. Bot. Z. 70: 19. 1921.

Syntype: Distrikt Luma. Koritnik, Gipfelregion, auf felsigem Boden, ca. 2100 m, 4 Aug 1918 (I. DÖRFLER: Reisen in Nord-Albanien 1916 und 1918. No. 943) [B 10 9004627].

Note: Current name: *Campanula rotundifolia* L.

Caprifoliaceae

Lonicera formanekiana Halácsy in Verh. K. K. Zool.-Bot. Ges. Wien 46: 473. 1896.

Syntype: Macedon. centr. In saxosis reg. alpinae mtis. Kossov pr. Zborsko, 26 Jun 1893, leg. I. Dörfler (I. DÖRFLER, Iter Turcicum secundum 1893. No. 496) [B 10 9005354].

Note: Current name: *Lonicera formanekiana* Halácsy.

Caryophyllaceae

Alsine anatolica subsp. *macedonica* Degen & Dörf. in Denkschr. Kaiserl. Akad. Wiss. Wien, Math.-Naturwiss. Kl. 64: 715. 1897.

Isolectotype: Macedon. centr. In rupibus pr. Allchar, 30 Jun 1893 (I. DÖRFLER, Iter Turcicum secundum 1893. No. 107) [B 10 9005711].

Note: The lectotype has been selected by McNeill (1963) and is kept in WU (WU 0074786). Current name: *Minuartia glomerata* subsp. *macedonica* (Degen & Dörf.) McNeill (Dillenberger & Kadereit 2014: S11). As currently understood this subspecies is endemic to the C Balkan Peninsula, southwards to c. 39°30'N in NC Greece (Strid & Tan 1997: map 328).

Arenaria fragillima Rech. f. in Repert. Spec. Nov. Regni Veg. 47: 49. 1939.

Syntype: Kreta. Lasithi, Felsen in der Gipfelregion des Aphendi Khristos, 25 Jul 1904 (I. DÖRFLER, Iter Creticum 1904. No. 1222.a) [B 10 9005632].

Note: The specimen has been revised in 1939 by K. H. Rechinger (fil.). The lectotype (designated by McNeill 1963: 276) is Dörf. no. 1212 (WU), “Crete, Distrikt Monophatsi. Felsritzen des Kophina. 5 Jul 1904”. Current name: *Arenaria fragillima* Rech. f. The species is endemic to the Crete-Karpathos area (Strid 2016b: 281, map 1090). It was collected already in 1846 by Heldreich (W) on Mt Psiloritis. Heldreich’s specimen was cited under *A. graveolens* Schreb. by Halácsy (1900: 232) and is one of the syntypes of *A. fragillima*.

Cerastium doerfleri Halácsy ex Hayek in Repert. Spec. Nov. Regni Veg. Beih. 30,1: 210. 1924 [& Repert. Spec. Nov. Regni Veg. 21: 256. 1925].

Isolectotype: Kreta. Distrikt Hagios Vasilis, Felsplateau in der Gipfelregion des Kedros bei Spili, 10 Mai 1904 (I. DÖRFLER, Iter Creticum 1904. No. 926) [B 10 9009209].

Note: The lectotype (WU 0066106) was selected by Lonsing (1939). Current name: *Cerastium brachypetalum* subsp. *doerfleri* (Hayek) P. D. Sell & Whitehead. This is a somewhat enigmatic taxon known only from the type collection (Strid 1997: 209 & map 402). It may be merely a form of the widespread and variable *C. brachypetalum* subsp. *roeseri* (Boiss. & Heldr.) Nyman.

Dianthus carthusianorum var. *brachyanthus* Dörf. & Hayek in Oesterr. Bot. Z. 70: 12. 1921.

Syntypes: Distrikt Šala, an felsigen Hängen n.w. der Čafa Nermajns, ca. 1800 m, 19 Jun 1916 (I. DÖRFLER: Reisen in Nord-Albanien 1916 und 1918. No. 151) [B 10 9008137] – Distrikt Šala, auf Bergwiesen ober Abata, ca. 900–1000 m, 25 Jun 1916 (I. DÖRFLER: Reisen in Nord-Albanien 1916 und 1918. No. 179) [B 10 9008138].

Note: Current name: *Dianthus carthusianorum* L.

Dianthus leucophoeniceus Dörf. & Hayek in Oesterr. Bot. Z. 70: 13. 1921.

Isotype: Distrikt Kalis, auf felsigem Boden bei Ploštan, ca. 1300 m, 28 Jun 1918 (I. DÖRFLER: Reisen in Nord-Albanien 1916 und 1918. No. 815) [B 10 9008151].

Note: Further isotypes are kept in the “Herbarium Hayek” in GB (GB-004 7587) and in WU (WU 0066689), hence lectotypification postponed. Current name: *Dianthus leucophoeniceus* Dörf. & Hayek.

Dianthus scardicus Wettst. in Biblioth. Bot. 26: 31. 1892.

Isotype: Albania: Scardus, in pascuis montis Ljubitrn, c. 2600 m, 15/16 Jul 1890, leg. I. Dörf. [I. DÖRFLER, Iter Turcicum 1890. (s.n.)] [B 10 9008118].

Note: Current name: *Dianthus scardicus* Wettst.

Minuartia baldaccii subsp. *skutariensis* Hayek in Repert. Spec. Nov. Regni Veg. Beih. 30, 1: 193. 1924.

Isotype: Felsige Abhänge am Bardanjolt bei Skutari, 30 Apr 1914 (I. DÖRFLER: Reise im albanisch-montenegrinischen Grenzgebiete i. J. 1914. No. 57) [B 10 9005649].

Note: Further original material is kept in S (S-G-7157) and WU (WU 0060065). McNeill (1963: 331) cited a different collection from the same locality as the holotype (leg. Janchen, 12 Jun 1916, WU). Current name: *Cherleria garckeana* (Boiss.) A. J. Moore & Dillenb. (Moore & Dillenberger 2017: 9).

Minuartia doerfleri Hayek in Oesterr. Bot. Z. 70: 12. 1921.

Lectotype (designated here): Distrikt Luma, auf dem Hauptgipfel des Koritnik, auf felsigem Boden, 2383 m, 6 Aug 1918 (I. DÖRFLER: Reisen in Nord-Albanien 1916 und 1918. No. 961) [B 10 9009227] (Fig. 13).

Note: The lectotype specimen (Fig. 13) carries the plants figured by Hayek in his second contribution on the flora of Albania (Hayek 1924). Isolectotypes are kept in GB (GB-004 7149; GB-004 7148) and WU (WU 0059964). Current name: *Cherleria doerfleri* (Hayek) A. J. Moore & Dillenb. (Moore & Dillenberger 2017: 11). The type locality is on the present border between Albania and Kosovo. The only other locality for this rare species is in the summit area of Falakron, a limestone mountain in NE Greece where it was discovered by Stamatiadou & Strid in 1970 and has been confirmed by several subsequent collectors (see Strid 1986: 106).

Minuartia liniflora var. *glandulosissima* Hayek in Denkschr. Kaiserl. Akad. Wiss. Wien, Math.-Naturwiss. Kl. 94: 135. 1918.

Isotype: Felsige Abhänge am Bardanjolt bei Skutari, 30 Apr 1914 (I. DÖRFLER: Reise im albanisch-montenegrinischen Grenzgebiete i. J. 1914. No. 57) [B 10 9005649].

Note: Current name: *Cherleria garckeana* (Boiss.) A. J. Moore & Dillenb. (Moore & Dillenberger 2017: 9).

Minuartia wettsteinii Dörfl. ex Mattf. in Bot. Jahrb. Syst. 57, Beibl. 127: 62. 1922 [& in Bot. Jahrb. Syst. 57, Beibl. 126: 33. 1921, nomen nudum].

Isotypes: Kreta. Distr. Hierapetra, in Felsritzen in der Gipfelregion des Apheni Kavusi, ca. 1400 m, 2 Aug 1904 (I. DÖRFLER, Iter Creticum 1904. No. 1048) [B 10 9005637; B 10 9005638].

Note: The holotype in WU (WU-Hal-G 0059781) has been annotated 1923 by J. Mattfeld. Current name: *Minuartia wettsteinii* Dörfl. ex Mattf. The species is a rare local endemic of Thriptis Ori (Afendis Kavousi) in E Crete (Strid 2016b: 302, map 1176).

Silene acaulis f. *balcanica* Hayek & Vierh. in Denkschr. Kaiserl. Akad. Wiss. Wien, Math.-Naturwiss. Kl. 94: 142. 1917.

Isotype: An Felsen eines Hochsattels südöstl. von Plav am Wege nach Dečani, ca. 2000 m, 25 Jul 1914 (I. DÖRFLER: Reise im albanisch-montenegrinischen Grenzgebiete i. J. 1914. No. 562) [B 10 9008034].

Note: Current name: *Silene acaulis* subsp. *balcanica* (Hayek & Vierh.) Trinajstić & Zi. Pavletić.

Silene italica var. *allchariensis* Degen & Dörfl. in Denkschr. Kaiserl. Akad. Wiss. Wien, Math.-Naturwiss. Kl. 64: 714. 1897.

Isolotypes: Macedon. centr. In graminosis pr. Allchar, 7 Jun 1893, I. Dörfler (I. DÖRFLER, Iter Turcicum secundum 1893. No. 86) [B 10 9008250; B 10 9008251].

Note: The lectotype is kept in W and has been selected by W. Greuter in Flora Hellenica 1 (Greuter 1997: 255). Current name: *Silene damboldtiana* Greuter & Melzh. This species is endemic to the C Balkan Peninsula (Greuter 1997: 255).

Silene marginata f. *hirtella* Hayek in Denkschr. Kaiserl. Akad. Wiss. Wien, Math.-Naturwiss. Kl. 94: 142. 1917.

Isotypes: Alpines Felsgerölle an den Nordhängen der „Prokletija“, ca. 1800 m, 18 Jul 1914 (I. DÖRFLER: Reise im albanisch-montenegrinischen Grenzgebiete i. J. 1914. No. 503) [B 10 9008243; B 10 9008244].

Note: Both this name and the combination *S. marginata* subsp. *hirtella* (Hayek) Trinajstić derived from it, are based on *S. marginata* (Schultes) Kit. 1863 (of *S. sect. Behen* Dumort.), a later homonym of *S. marginata* Schott 1824, a member of sect. *Silene*. Current name: *Silene vulgaris* subsp. *prostrata* (Gaudin) Schinz & Thell.

Silene schmuckeri Wettst. in Biblioth. Bot. 26: 30. 1892.

Isotype: Albania: Scardus, ad saxa montis Serdarica-Duran, c. 1800 m, 1 Aug 1890, I. Dörfler [I. DÖRFLER, Iter Turcicum 1890. (s.n.)] [B 10 9008221].

Note: The holotype is kept in WU (WU 0066492). Current name: *Silene schmuckeri* Wettst.

Colchicaceae

Colchicum doerfleri Halácsy in Denkschr. Kaiserl. Akad. Wiss. Wien, Math.-Naturwiss. Kl. 64: 739. 1897.

Isolotype: Albania. In locis graminosis pr. Neresi haud procul ab Üsküb, 6 Apr 1893 (I. DÖRFLER, Iter Turcicum secundum 1893. No. 564) [B 10 9009203].

Note: According to Halácsy (in Degen & Dörfler 1897: 739) the holotype is kept in his personal herbarium (now in WU). The handwritten manuscript (script Halácsy) is attached to the specimen. The lectotype (in W) of this spring-flowering species, endemic to the C Balkan Peninsula, was designated by Persson (2007: 184). Current name: *Colchicum doerfleri* Halácsy.

Compositae

Achillea atrata subsp. *carvifolia* Dörfl. & Hayek in Oesterr. Bot. Z. 70: 21. 1921.

Lectotype (designated here): Distrikt Šala. Im Gefels der Maja Eršalit bei Abata, ab 1700 m aufw., 21 Jun 1916 (I. DÖRFLER: Reisen in Nord-Albanien 1916 und 1918. No. 131) [B 10 9004438].

Note: The specimen carries a handwritten label dated 1922 with the annotation of A. Heimerl “Gehört in den Formenkreis der *Achillea abrotanoides*”. Current name: *Achillea abrotanoides* (Vis.) Vis.

Achillea doerfleri Hayek in Oesterr. Bot. Z. 70: 21. 1921.

Lectotype (designated here): Distrikt Luma. Buschige Abhänge bei Kula Lums, ca. 250 m, 23 May 1918 (I. DÖRFLER: Reisen in Nord-Albanien 1916 und 1918. No. 551) [B 10 9009220].

Note: The specimen carries a handwritten label dated 1922 with the annotation of A. Heimerl “Gehört in den Formenkreis von *Achillea crithmifolia*”. Current name: *Achillea crithmifolia* Waldst. & Kit.

Achillea pastricensis Heimerl in Oesterr. Bot. Z. 75: 151. 1926.

Isotypes: Distr. Hasi. Paštrik, an Felsen der Ost- und Südhänge, ca. 1800 m, 24 Jul 1918 (I. DÖRFLER: Reisen in Nord-Albanien 1916 und 1918. No. 867) [B 10 9004425; B 10 9004424].

Note: Current name: *Achillea fraasii* Sch. Bip. The latter occurs in the W Balkan Peninsula from Montenegro to Peloponnisos, with one record also from NW Anatolia (Franzén 1991: 441).

Carlina sitiensis Rech. f. in Repert. Spec. Nov. Regni Veg. 43: 147. 1938.

Isotype: Kreta. Sitia, Karstboden bei Erimopolis. 16 Jul 1904 (I. DÖRFLER, Iter Creticum 1904. No. 762) [B 10 9003881].

Note: The material was distributed by Dörfler under the name *Carthamus boissieri* Hal. The holotype of *Carlina sitiensis* is kept in WU (Meusel & Kästner 1994: 272). Current name: *Carlina sitiensis* Rech. f. The species is endemic to a small area in E Crete and Kasos (Strid 2016b: 122, map 454).

Centaurea wettsteinii Degen & Dörfl. in Denkschr. Kaiserl. Akad. Wiss. Wien, Math.-Naturwiss. Kl. 64: 726. 1897.

Lectotype (designated here): Macedon. centr. In rupibus praeruptis prope Severni, 24 Mai 1893, I. Dörfler (I. DÖRFLER, Iter Turcicum secundum 1893. No. 220) [B 10 0058501; isolectotype: B 10 9003759].

Note: The lectotype specimen (B 10 0058501) carries the plant figured by Degen & Dörfler (1897, tab. 1, fig. 1). Current name: *Centaurea wettsteinii* Degen & Dörfl. The locality is north of the present Greek/Macedonian border. The species has not been collected on the Greek side, although listed as a Greek endemic in Euro+Med PlantBase.

Crepis kernerii var. *doerfleri* Rech. f. in Repert. Spec. Nov. Regni Veg. 53: 123. 1944.

Isotype: Distrikt Šala. Felsgerölle ober Bješka maze nördl. von Abata, ca. 1900 m, 15 Jul 1916 (I. DÖRFLER: Reisen in Nord-Albanien 1916 und 1918. No. 257) [B 10 9009232].

Note: The holotype of *Crepis kernerii* var. *doerfleri* is kept in WU. Current name: *Crepis jacquinii* subsp. *kernerii* (Rech. f.) Merxm.

Doronicum columnae f. *orientale* Hayek in Denkschr. Kaiserl. Akad. Wiss. Wien, Math.-Naturwiss. Kl. 94: 196. 1917.

Isotype: An Felsen am Vuci-p. im Westen der Hochebene Vermoš, ca. 1100 m, 8 Jun 1914 (I. DÖRFLER: Reise im albanisch-montenegrinischen Grenzgebiete i. J. 1914. No. 285) [B 10 9004594].

Note: Current name: *Doronicum columnae* Ten.

Helichrysum doerfleri Rech. f. in Magyar Bot. Lapok 33: 15. 1934.

Lectotype (designated here): Kreta. Hierapetra, Gipfel des Aphendi Kavusi, zwischen Felsblöcken u. Buschwerk, 2 Aug 1904 (I. DÖRFLER, Iter Creticum 1904. No. 1056) [B 10 9009219].

Note: Due to the alleged absence of original material *Helichrysum doerfleri* has been neotypified by Galbany-Casals & al. (2006). Current name: *Helichrysum doerfleri* Rech. f. A local endemic restricted to rocky limestone flats on Thriptis Ori (Afendis Kavousi) in E Crete where it is threatened by overgrazing (Strid 2016b: 155, map 588).

Hieracium alpicola f. *pilosicaule* Zahn in Engler, Pflanzenr. 82: 1237. 1923.

Syntype: Auf einem Hochsattel südöstlich von Plav am Wege nach Dečani, ca. 2000 m, 25 Jul 1914 (I. DÖRFLER: Reise im albanisch-montenegrinischen Grenzgebiete i. J. 1914. No. 535) [B 10 9004842].

Note: The specimen has been revised by K. H. Zahn in 1920 as “*Hieracium alpicola* subsp. *glandulifolium* b. *pilosicaule*”. Current name: *Pilosella serbica* (F. W. Schultz & Schultz-Bip.) Szelağ. According to Szelağ (2008), *P. alpicola* (Hoppe) F. W. Schultz & Sch. Bip. (*Hieracium alpicola* Hoppe) is restricted to the southern Alps of Switzerland, Italy and Austria.

Hieracium andrasovszkyi subsp. *doerfleri* Hayek & Zahn in Engler, Pflanzenr. 79: 1033. 1922.

Syntypes: Distrikt Hasi. An Felsen in der Gipfelregion des Paštrik, ca. 1800 m, 25 Jul 1918 (I. DÖRFLER: Reisen in Nord-Albanien 1916 und 1918. No. 871) [B 10 9009237] – Distrikt Hasi. Felsen am Westabhang des Paštrik, ca. 1700–1800 m, 12 Jul 1918, H. Zerny [I. DÖRFLER: Reisen in Nord-Albanien 1916 und 1918 (s.n.)] [B 10 9009236].

Note: One of the syntypes (B 10 9009237) has been revised by K. H. Zahn in 1920. Current name: *Hieracium andrasovszkyi* subsp. *doerfleri* Hayek & Zahn.

Hieracium andrasovszkyi subsp. *glabratoidforme* Zahn in Engler, Pflanzenr. 79: 1033. 1922.

Isotype: Distrikt Luma. Galica Lums, an Felsen der Gipfelregion, 15 Aug 1918 (I. DÖRFLER: Reisen in Nord-Albanien 1916 und 1918. No. 989) [B 10 9004790].

Note: The specimen has been revised by K. H. Zahn in 1920 with the annotation “vom Korabgebirge ob Radomir 2200 m schon bekannt” [already known from Mt Korab above Radomir at 2200 m]. Current name: *Hieracium andrasovszkyi* subsp. *glabratoidforme* Zahn.

Hieracium bracchiatum f. *glandulosissimum* Zahn in Denkschr. Kaiserl. Akad. Wiss. Wien, Math.-Naturwiss. Kl. 94: 201. 1918.

Isotype: Auf einem Felsblocke im westl. Teile der Hochebene Vermoš, ca. 1200 m, 27 Jun 1914 (I. DÖRFLER: Reise im albanisch-montenegrinischen Grenzgebiete i. J. 1914. No. 342) [B 10 9004693].

Note: The specimen has been revised by K. H. Zahn as “*Hieracium bracchiatum* subsp. *bracchiatiforme* a. *glandulosissimum*”. Current name: *Pilosella acutifolia* (Vill.) Arv.-Touv.

Hieracium cymosum subsp. *meizocephaloides* Hayek & Zahn in Engler, Pflanzenr. 82: 1310. 1923.

Syntype: Distrikt Šala. Auf Bergwiesen südlich von Abata, ca. 900–1000 m, 25 Jun 1916 (I. DÖRFLER: Reisen in Nord-Albanien 1916 und 1918. No. 184) [B 10 9004717].

Note: The specimen has been revised by K. H. Zahn in 1920. Current name: *Pilosella cymosa* (L.) F. W. Schultz & Sch. Bip.

Hieracium erythrocarpum subsp. *abatanum* Hayek & Zahn in Engler, Pflanzenr. 79: 1037. 1922.

Isotype: Distrikt Šala. An steinigen Hängen zwischen Nrehaj und Pulaj bei Abata, ca. 600 m. 10 Jun 1916 (I. DÖRFLER: Reisen in Nord-Albanien 1916 und 1918. No. 60) [B 10 9004794].

Note: The specimen has been revised by K. H. Zahn in 1920. Current name: *Hieracium transiens* subsp. *abatanum* (Hayek & Zahn) Greuter.

Hieracium fritschianum Hayek & Zahn in Engler, Pflanzenr. 79: 1032. 1922.

Syntype: Distrikt Plani. Čafa Stogut, an Felsen der Gropa Štrelit, ca. 1800 m, 3 Aug 1916 (I. DÖRFLER: Reisen in Nord-Albanien 1916 und 1918. No. 193) [B 10 9004789].

Note: The specimen has been revised by K. H. Zahn in 1920 with the annotation "Schon aus Albanien bekannt, aber noch nicht publiziert" [Already known from Albania, but not yet published]. Current name: *Hieracium fritschianum* Hayek & Zahn.

Hieracium gaudryi subsp. *cernyanum* Hayek & Zahn in Engler, Pflanzenr. 76: 570. 1921.

Isotype: Distrikt Luma. Felsige Hänge in der Gipfelregion des Koritnik; ca. 2200 m. 6 Aug 1918 (I. DÖRFLER: Reisen in Nord-Albanien 1916 und 1918. No. 966) [B 10 9004796].

Note: Current name: *Hieracium gaudryi* subsp. *cernyanum* Hayek & Zahn.

Hieracium gaudryi subsp. *hayekianum* Dörfl. & Zahn in Engler, Pflanzenr. 76: 570. 1921.

Holotype: Distrikt Hasi. An Felsen der Gipfelregion des Paštrik, ca. 1700 m, 27 Jul 1918 (I. DÖRFLER: Reisen in Nord-Albanien 1916 und 1918. No. 877) [B 10 9004793].

Note: The specimen has been revised by K. H. Zahn in 1920 correcting Hayek's determination "*H. decalvans*" with the annotation "Die Blätter sind nicht decalvans, sondern durch Insekten kahl gefressen" [The leaves are not decalvans, but eaten bald by insects]. Current name: *Hieracium gaudryi* subsp. *hayekianum* Dörfl. & Zahn.

Hieracium geminum Hayek & Zahn in Engler, Pflanzenr. 77: 586. 1921.

Isotype: Distrikt Šala. An Felsen östl. ober Abata, ca. 1700 m, 7 Aug 1916 (I. DÖRFLER: Reisen in Nord-Albanien 1916 und 1918. No. 317.c) [B 10 0001191].

Note: The specimen has been revised by K. H. Zahn in 1920. Current name: *Hieracium geminum* Hayek & Zahn.

Hieracium guentheri-beckii subsp. *phaedroleucum* Hayek & Zahn in Engler, Pflanzenr. 77: 581. 1921.

Isotype: Distrikt Šala. Auf dem Gipfel der Maja Drenit, 2140 m, 17 Jul 1916 (I. DÖRFLER: Reisen in Nord-Albanien 1916 und 1918. No. 230) [B 10 0001201].

Note: The specimen has been revised by K. H. Zahn in 1920. Current name: *Hieracium guentheri-beckii* subsp. *phaedroleucum* Hayek & Zahn.

Hieracium guentheri-beckii subsp. *portentosum* Hayek & Zahn in Engler, Pflanzenr. 77: 580. 1921.

Syntype: Distrikt Hasi. An Felsen der Gipfelregion des Paštrik, ca. 1700 m, 27 Jul 1918 (I. DÖRFLER: Reisen in Nord-Albanien 1916 und 1918. No. 877.a) [B 10 0001200].

Note: The specimen has been revised by K. H. Zahn in 1920. Current name: *Hieracium guentheri-beckii* subsp. *portentosum* Hayek & Zahn.

Hieracium guentheri-beckii f. *glabrescens* Hayek & Zahn in Engler, Pflanzenr. 77: 580. 1921.

Syntype: Distrikt Hasi. An Felsen der Gipfelregion des Paštrik, ca. 1700 m, 27 Jul 1918 (I. DÖRFLER: Reisen in Nord-Albanien 1916 und 1918. No. 877.a) [B 10 0001199].

Note: The specimen has been revised by K. H. Zahn in 1920. Current name: *Hieracium guentheri-beckii* subsp. *portentosum* Hayek & Zahn.

Hieracium gymnocephalum f. *subglandulosum* Zahn in Denkschr. Kaiserl. Akad. Wiss. Wien, Math.-Naturwiss. Kl. 94: 202. 1918.

Isotype: An Felsen nächst Vunšaj südlich von Gusinje, 23 Jul 1914 (I. DÖRFLER: Reise im albanisch-montenegrinischen Grenzgebiete i. J. 1914. No. 539) [B 10 0715352].

Note: Current name: *Hieracium gymnocephalum* Pant. subsp. *gymnocephalum*.

Hieracium hoppeanum f. *glandulosius* Zahn in Denkschr. Kaiserl. Akad. Wiss. Wien, Math.-Naturwiss. Kl. 94: 200. 1918.

Syntypes: Auf alpinen Wiesen ca. 15 km südl. von Plav am Wege nach Dečani, ca. 1700 m, 24 Jul 1914 (I. DÖRFLER: Reise im albanisch-montenegrinischen Grenzgebiete i. J. 1914. No. 558) [B 10 9004846]. – „Prokletija“-Gebiet. Alpine Wiesen nördlich von Buni Jezerce, ca. 1800 m, 20 Jul 1914 (I. DÖRFLER: Reise im albanisch-montenegrinischen Grenzgebiete i. J. 1914. No. 447) [B 10 9004829]. – „Prokletija“-Gebiet. Alpine Wiesen nördlich von Buni Jezerce, ca. 1800 m, 20 Jul 1914 (I. DÖRFLER: Reise im albanisch-montenegrinischen Grenzgebiete i. J. 1914. No. 447.b) [B 10 9004847].

Note: The specimens have been revised by K. H. Zahn as "*Hieracium hoppeanum* subsp. *macrolepioides* b. *glandulosius*". Current name: *Pilosella leucopila* subsp. *pilisquama* (Nägeli & Peter) Gottschl. (Gottschlich 2011).

Hieracium hoppeanum var. *submultisetum* Zahn in Denkschr. Kaiserl. Akad. Wiss. Wien, Math.-Naturwiss. Kl. 94: 200. 1918.

Holotype: „Prokletija“-Gebiet. Alpine Wiesen nördlich von Buni Jezerce, ca. 1800 m, 20 Jul 1914 (I. DÖRFLER: Reise im albanisch-montenegrinischen Grenzgebiete i. J. 1914. No. 447.a) [B 10 9004848].

Note: The specimen has been revised by K. H. Zahn as “*Hieracium hoppeanum* subsp. *macranthopsis* var. *submultisetum*” with the annotation “Wohl Hybrid: *macrolepioides* x *multisetum*”. Current name: *Pilosella leucopsilon* subsp. *pilisquama* (Nägeli & Peter) Gottschl. (Gottschlich 2011).

Hieracium hoppeanum [var.] b. *leucocephaloides* Zahn in Ascherson & Graebner, Syn. Mitteleur. Fl. 12(1): 19. 1922.

Isotype: Distrikt Hasi. In der subalp. Region des Paštrik, ca. 1500 m, 1 Sep 1916 (I. DÖRFLER: Reisen in Nord-Albanien 1916 und 1918. No. 350.a) [B 10 9004701].

Note: The specimen has been revised by K. H. Zahn in 1920 as “*Hieracium hoppeanum* subsp. *leucocephalum* β. *leucocephaloides*”. Current name: *Pilosella leucopsilon* subsp. *pilisquama* (Nägeli & Peter) Gottschl. (Gottschlich 2011).

Hieracium murorum subsp. *amoenissimum* Hayek & Zahn in Engler, Pflanzenr. 76: 316. 1921.

Isotype: Distrikt Šala. Wegränder am Wege von Abata zur Čafa Nermajns, ca. 1200 m, 25 Jun 1916 (I. DÖRFLER: Reisen in Nord-Albanien 1916 und 1918. No. 186) [B 10 9004799].

Note: The specimen has been revised in 1920 by K. H. Zahn. Current name: *Hieracium murorum* subsp. *amoenissimum* Hayek & Zahn.

Hieracium pannosum subsp. *doerflerianum* Hayek & Zahn in Engler, Pflanzenreich 76: 563. 1921.

Isotypes: Distrikt Luma. Felsige Hänge in der Gipfelregion des Koritnik, ca. 2200 m, 6 Aug 1918 (I. DÖRFLER: Reisen in Nord-Albanien 1916 und 1918. No. 965) [B 10 9009233; B 10 9009234].

Note: On his determination label Zahn named the plants “ssp. *murbeckianum* Hay. et Zahn”, in the publication he changed this name to *Hieracium pannosum* subsp. *doerflerianum*. Current name: *Hieracium pannosum* subsp. *doerflerianum* Hayek & Zahn.

Hieracium pannosum var. *pantocsekianum* Hayek & Zahn in Engler, Pflanzenreich 76: 564. 1921.

Isotype: Distrikt Luma. Felsige Hänge in der Gipfelregion des Koritnik, ca. 2200 m, 6 Aug 1918 (I. DÖRFLER: Reisen in Nord-Albanien 1916 und 1918. No. 965) [B 10 0715361].

Note: Current name: *Hieracium pannosum* subsp. *doerflerianum* Hayek & Zahn

Hieracium pavichii var. *multiglandulum* Zahn in Engler, Pflanzenr. 82: 1393. 1923.

Isotype: Böschungen bei Domni am Maranaj nördl. von Skutari, ca. 400 m, 6 Jun 1916 (I. DÖRFLER: Reisen in Nord-Albanien 1916 und 1918. No. 34) [B 10 9004714].

Note: The specimen has been determined by K. H. Zahn in 1920 as “*Hieracium pavichii* subsp. *fussianum* f. *multiglandulum*”. Current name: *Pilosella pavichii* (Heuff.) Arv.-Touv.

Hieracium pilosella var. *coniosphaera* Zahn in Denkschr. Kaiserl. Akad. Wiss. Wien, Math.-Naturwiss. Kl. 94: 200. 1917.

Isotype: Südost-Montenegro. Am sandigen Ufer des Lim bei Andrijevica, 1 Jun 1914 (I. DÖRFLER: Reise im albanisch-montenegrinischen Grenzgebiete i. J. 1914. No. 199) [B 10 9004845].

Note: The specimen has been determined by K. H. Zahn as “*Hieracium pilosella* subsp. *acutissimum* var. *coniosphaera*”. Current name: *Pilosella officinarum* Vaill.

Hieracium pilosella subsp. *prenitense* Hayek & Zahn in Ascherson & Graebner, Syn. Mitteleur. Fl. 12(1): 30. 1922.

Isotype: Distrikt Šala. Wiese nächst Gropa Prenit bei Abata, ca. 1600 m, 23 Jun 1916 (I. DÖRFLER: Reisen in Nord-Albanien 1916 und 1918. No. 156.a) [B 10 9004700].

Note: The specimen has been determined in 1920 by K. H. Zahn. Current name: *Pilosella officinarum* Vaill.

Hieracium schultesii subsp. *subprenitense* Hayek & Zahn in Ascherson & Graebner, Syn. Mitteleur. Fl. 12(1): 95. 1922.

Isotype: Distrikt Šala. Wiese nächst Gropa Prenit bei Abata, ca. 1600 m, 23 Jun 1916 (I. DÖRFLER: Reisen in Nord-Albanien 1916 und 1918. No. 156.b) [B 10 9004698].

Note: The specimen has been determined in 1920 by K. H. Zahn. Current name: *Pilosella schultesii* (F. W. Schultz) F. W. Schultz & Sch. Bip.

Hieracium tauschii subsp. *brachysciadium* Zahn in Engler, Pflanzenr. 82: 1503. 1923.

Isotype: An felsigen Hängen auf dem Maranaj nördl. von Skutari, ca. 1400 m, 1 Jun 1916 (I. DÖRFLER: Reisen in Nord-Albanien 1916 und 1918. No. 58.a) [B 10 9004804].

Note: The specimen has been determined in 1920 by K. H. Zahn. Current name: *Pilosella densiflora* (Tausch) Soják.

Hieracium waldsteinii var. *trigonatum* Hayek & Zahn in Engler, Pflanzenr. 77: 573. 1921.

Isotype: Distrikt Šala. In Geröllhalden östl. ober Abata, ca. 1700 m, 7 Aug 1916 (I. DÖRFLER: Reisen in Nord-Albanien 1916 und 1918. No. 317) [B 10 9004822].

Note: The specimen has been determined in 1920 by K. H. Zahn as “*Hieracium waldsteinii* subsp. *nipholeucum* f. *trigonatum*”. Current name: *Hieracium waldsteinii* subsp. *nipholeucum* Zahn.

Hieracium waldsteinii subvar. *paschtrikanum* Hayek & Zahn in Engler, Pflanzenr. 77: 574. 1921.

Isotype: Distrikt Hasi. Felsen der Süd- und Osthänge des Paštrik, ca. 1800 m, 26 Jul 1918 (I. DÖRFLER: Reisen in Nord-Albanien 1916 und 1918. No. 893.a) [B 10 9004741].

Note: The specimen has been determined in 1920 by K. H. Zahn as “*Hieracium waldsteinii* subsp. *suborieni* f. *paschtrikanum*”. Current name: *Hieracium waldsteinii* subsp. *suborieni* Zahn.

Hieracium wettsteinianum Hayek & Zahn in Engler, Pflanzenr. 77: 586. 1921.

Isotype: Distrikt Plani. Čafa Stogut, auf einem Felsen am Zugange zur Gropa Štreilit, ca. 1800 m, 3 Jul 1916 (I. DÖRFLER: Reisen in Nord-Albanien 1916 und 1918. No. 192) [B 10 0001197].

Note: The specimen has been determined in 1920 by K. H. Zahn. Current name: *Hieracium wettsteinianum* Hayek & Zahn.

Hypochaeris maculata var. *koritnicensis* Dörfl. & Hayek in Oesterr. Bot. Z. 70: 22. 1921.

Isotype: Distrikt Luma. Koritnik, Felsige Abhänge in der Gipfelregion, ca. 2300 m, 6 Aug 1918 (I. DÖRFLER: Reisen in Nord-Albanien 1916 und 1918. No. 956) [B 10 9004929].

Note: Current name: *Hypochaeris maculata* subsp. *pelivanovicii* (Velen.) Hayek.

Leontodon hispidus var. *pseudincanus* Hayek in Denkschr. Kaiserl. Akad. Wiss. Wien, Math.-Naturwiss. Kl. 94: 199. 1918.

Isotype: Alpine Wiesen südl. von Plav am Wege nach Dečani, ca. 1700 m, 24 Jul 1914 (I. DÖRFLER: Reise im albanisch-montenegrinischen Grenzgebiete i. J. 1914. No. 557) [B 10 9004939].

Note: Current name: *Leontodon hispidus* L. subsp. *hispidus* (see Hayek 1931: 812, Buttler & al. 2017).

Petasites doerfleri Hayek in Denkschr. Kaiserl. Akad. Wiss. Wien, Math.-Naturwiss. Kl. 94: 196. 1917.

Isotype: Geröllhalde, umgeben von Schneefeldern am Nordhang des „Prokletija“-Gipfels, ca. 2200 m, 21 Jul 1914 (I. DÖRFLER: Reise im albanisch-montenegrinischen Grenzgebiete i. J. 1914. No. 569) [B 10 9009235].

Note: Current name: *Petasites doerfleri* Hayek.

Senecio gnaphalodes f. *apricus* [“*aprica*”] Dörfl. in Verh. K. K. Zool.-Bot. Ges. Wien 55: 19. 1905.

Lectotype (designated here): Kreta. Distr. Sitia, auf felsigen, sonnigen Abhängen bei Mangasa, 18 Jul 1904

(PLANTAE CRETICAE, curavit I. DÖRFLER. No. 686.a) [B 10 9004604].

Note: The specimen from Dörfler’s personal herbarium is selected as lectotype. Current name: *Jacobaea gnaphalioides* (Spreng.) Veldkamp. This species is restricted to E Crete (where it is rare) and Karpathos (where it is fairly common) (Strid 2016b: 163, map 620).

Crassulaceae

Sedum flexuosum Wettst. in Biblioth. Bot. 26: 43. 1892.

Isotype: Albania: Scardus, ad saxa montis Ljubitrn, ca. 2600 m, 16 Jul 1890, I. Dörfler, det. Dr. R. v. Wettstein [I. DÖRFLER, Iter Turcicum 1890. (s.n.)] [B 10 9006209].

Note: Current name: *Sedum grisebachii* subsp. *flexuosum* (Wettst.) Greuter & Burdet.

Cruciferae

Alyssum doerfleri Degen in Denkschr. Kaiserl. Akad. Wiss. Wien, Math.-Naturwiss. Kl. 64: 708. 1897.

Isotype: Macedon. centr. In fissuris rupium reg. alp. mtis Kossov pr. Zborsko, 25 Jun 1893, I. Dörfler (I. DÖRFLER, Iter Turcicum secundum 1893. No. 48) [B 10 9009206].

Note: Current name: *Alyssum doerfleri* Degen. A showy, caespitose perennial, rare and scattered in limestone cliffs in Macedonia and N & C Greece (Hartvig 1986: 294).

Arabis doerfleri Halácsy, Consp. Fl. Graec. 1: 51. 1901.

Isotype: M. Korax Aetoliae adjectae, in pinetis loco “Kritaria”, 13 May 1899, Chr. Leonis (FLORA GRAECA, curavit I. DÖRFLER. No. 359) [B 10 9009218].

Note: The holotype is kept in WU-Halácsy. Current name: *Arabis laxa* Sm. The species is fairly widespread in the Balkans and SW Asia.

Draba boueana O. E. Schulz in Engler, Pflanzenr. 89: 47. 1927.

Syntype: Distr. Krajina. Im Felsgerölle der Čafa Velja westl. von Rikovac, 30 Jun 1914 (I. DÖRFLER: Reise im albanisch-montenegrinischen Grenzgebiete i. J. 1914. No. 312) [B 10 9004343].

Note: The specimen has been revised by D. Lakusić (7 Feb 1995) as *Draba boueana* O. E. Schulz. Current name: *Draba lasiocarpa* Rochel.

Draba doerfleri Wettst. in Biblioth. Bot. 26: 22. 1892.

Isotype: Albania: Scardus, in fissuris rupium montis Ljubitrn, c. 2400 m, 15 & 16 Jul 1890, J. Dörfler, det. Dr. R. v. Wettstein [I. DÖRFLER, Iter Turcicum 1890. (s.n.)] [B 10 9009210].

Note: Current name: *Draba doerfleri* Wettst. The optional transfer of this species to *Schivereckia* Andr.

(*S. doerfleri* (Wettst.) Bornm., see Andreev & al. 1992: 275, Assyov & al. 2006: 348) is refuted by Al-Shehbaz (2012: 935).

Dipsacaceae

Cephalaria pastricensis Dörf. & Hayek in Oesterr. Bot. Z. 70: 19. 1921.

Isotypes: Distrikt Hasi. Geröllhalden an den Südhängen des Paštrik, ca. 1800 m, 28 Jul 1918 (I. DÖRFLER: Reisen in Nord-Albanien 1916 und 1918. No. 917) [B 10 9004712; B 10 9004709; B 10 9004710].

Note: Current name: *Cephalaria pastricensis* Dörf. & Hayek. The species occurs in the C & N Balkan Peninsula (E Albania, Montenegro, Bosnia-Herzegovina and Serbia); a report from Greece has turned out to be incorrect (Constantinidis & Phitos 2004).

Euphorbiaceae

Euphorbia amygdaloides f. *fissicornis* Hayek in Denkschr. Kaiserl. Akad. Wiss. Wien, Math.-Naturwiss. Kl. 94: 134. 1917.

Isotype: In Buchenwäldern im westl. Teile der Hochebene Vermoš, ca. 1100 m, 9 Jun 1914 (I. DÖRFLER: Reise im albanisch-montenegrinischen Grenzgebiete i. J. 1914. No. 241) [B 10 9007339].

Note: Current name: *Euphorbia amygdaloides* L.

Euphorbia deflexa var. *lassitica* Rech. f. in Oesterr. Bot. Z. 84: 182. 1935.

Isotype: Kreta. M. Lasithi, Felsschutt in der alp. Reg. des Aphendi Khristos, 25 Jul 1904 (I. DÖRFLER, Iter Creticum 1904. No. 1066) [B 10 9007329].

Note: Current name: *Euphorbia deflexa* Sm.

Gentianaceae

Gentiana ×doerfleri Ronniger, Exsicc. Herb. Norm. 3706. 1898 (*Gentiana lutea* L. × *G. punctata* L.).

Isotype: Tirolia australis. "Monte Roën", tractus "Mendelpass", in pascuis dumetosis alpinis inter parentes nunc rarissima evasit propter destructionem radicum ("Radix Gentianae") ad usum oeconomicum, solo calc. 2000–2200 m.s.m., Julio 1895 et 1896, R. Huter (HERBARIUM NORMALE, editum ab I. Dörf. Nr. 3706) [B 10 9009238].

Gramineae

Bromus fibrosus subsp. *macedonicus* Degen & Dörf. in Denkschr. Kaiserl. Akad. Wiss. Wien, Math.-Naturwiss. Kl. 64: 741. 1897.

Isotypes: Macedon. centr. In petrosis prope Allchar, 19 Jun 1893, I. Dörf. (I. DÖRFLER, Iter Turcicum secundum 1893. No. 396) [B 10 9008359; B 10 9008360].

Note: Current name: *Bromus riparius* subsp. *macedonicus* (Degen & Dörf.) Soó. A valid combination under *Bromopsis riparia* (Rehmann) Holub is still wanting.

Festuca koritnicensis Hayek & J. Vetter in Denkschr. Akad. Wiss. Wien, Math.-Naturwiss. Kl. 99: 220. 1924.

Isotype: Distrikt Luma. Humusreicher Boden in der Gipfelregion des Koritnik, ca. 2300 m, 7 Aug 1918. (I. DÖRFLER: Reisen in Nord-Albanien 1916 und 1918. No. 975) [B 10 9008265].

Syntype: Distrikt Luma. Auf felsigem Boden in der Gipfelregion des Koritnik, ca. 2200 m, 7 Aug 1918 (I. DÖRFLER: Reisen in Nord-Albanien 1916 und 1918. No. 976) [B 10 9008264].

Note: According to Markgraf-Dannenberg (1976: 103), the holotype (*Dörf. 975*) is kept in W. Current name: *Festuca koritnicensis* Hayek & J. Vetter.

Festuca pungens f. *albanica* Hayek in Denkschr. Akad. Wiss. Wien, Math.-Naturwiss. Kl. 99: 220. 1924.

Isotypes: Auf dem Gipfel des Maranaj nördlich von Scutari, 1576 m, 2 Jun 1916 (I. DÖRFLER: Reisen in Nord-Albanien 1916 und 1918. No. 41) [B 10 9008505; B 10 9008506].

Note: Current name: *Festuca bosniaca* Kumm. & Sendtn.

Sesleria doerfleri Hayek in Oesterr. Bot. Z. 64: 360. 1914

Isotypes: Kreta. Distrikt Sphakia, an den Felsenwänden der Schlucht von Samaria, 7 Apr 1904 (I. DÖRFLER, Iter Creticum 1904. No. 171) [B 10 9009213; B 10 9009214; B 10 9009215].

Note: Current name: *Sesleria doerfleri* Hayek. The species is endemic to W and C Crete (Strid 2016b: 707, map 2793).

Sesleria gigantea Dörf. & Hayek in Oesterr. Bot. Z. 70: 22. 1921.

Syntypes: Distrikt Šala. Maja Eršalit bei Abata, zwischen Felsblöcken, ca. 1700 m, 16 Jun 1916 (I. DÖRFLER: Reisen in Nord-Albanien 1916 und 1918. No. 114) [B 10 9009003; B 10 9009004] – Distrikt Hasi. Alpine, felsige Hänge des Paštrik, ca. 1800 m, 15 May 1918 (I. DÖRFLER: Reisen in Nord-Albanien 1916 und 1918. No. 431) [B 10 9009005; B 10 9009006] – Distr. Klemen. An Felsen ober der Fuša Rudnices, ca. 1800 m, 15 Jul 1914 (I. DÖRFLER: Reise im albanisch-montenegrinischen Grenzgebiete i. J. 1914. No. 494) [B 10 9009007; B 10 9009008].

Note: Current name: *Sesleria wettsteinii* Dörf. & Hayek.

Sesleria wettsteinii Dörf. & Hayek in Denkschr. Kaiserl. Akad. Wiss. Wien, Math.-Naturwiss. Kl. 94: 206. 1917.

Lectotype (designated here): „Prokletija“-Gebiet. An Felsen ober Buni Jezerce, 21 Jul 1914 (I. DÖRFLER:

Reise im albanisch-montenegrinisches Grenzgebiete i. J. 1914. No. 537) [B 10 9008995].

Note: The lectotype specimen carries the plant figured in "tab. 4 fig. 3" of the original publication (Hayek 1917). Current name: *Sesleria wettsteinii* Dörfl. & Hayek.

Guttiferae

Hypericum rumelicum var. *platysepalum* Hayek in Denkschr. Akad. Wiss. Wien, Math.-Naturwiss. Kl. 99: 134. 1924.

Syntype: Distrikt Hasi. Paštrik, an Felsen der Südhänge, ca. 1800 m, 26 Jul 1918 (I. DÖRFLER: Reisen in Nord-Albanien 1916 und 1918. No. 888) [B 10 9007541].

Note: Current name: *Hypericum rumeliacum* Boiss. (see Boissier 1849). Both Halácsy (1901: 277, 796) and Hayek (1925: 536, 538, 1927: 1139) unintentionally spread the wrong orthography of the epithet, "rumelicum".

Lamiaceae

Lamium scardicum Wettst. in Biblioth. Bot. 26: 82. 1892.

Isotype: Albania: Scardus, in fissuris rupium mtis. Kobilica, ca. 2000 m, 31 Jul 1890, I. Dörfler [I. DÖRFLER, Iter Turcicum 1890. (s.n.)] [B 10 9005151].

Note: Current name: *Lamium garganicum* L. subsp. *garganicum*.

Stachys beckeana Dörfl. & Hayek in Denkschr. Kaiserl. Akad. Wiss. Wien, Math.-Naturwiss. Kl. 94: 186. 1917.

Isotype: Im Flussgerölle des Uji Ipuses südl. der Hochebene Vermoš, ca. 1400 m, 4 Jul 1914 (I. DÖRFLER: Reise im albanisch-montenegrinisches Grenzgebiete i. J. 1914. No. 335) [B 10 9005215].

Note: Current name: *Stachys beckeana* Dörfl. & Hayek.

Stachys doerfleri Hayek in Oesterr. Bot. Z. 70: 18. 1921.

Isotype: Distrikt Šala. Kakinja-Gebiet, an Felsen ober Bješka maze, ca. 1750 m, 11 Jul 1916 (I. DÖRFLER: Reisen in Nord-Albanien 1916 und 1918. No. 274) [B 10 9009228].

Note: Current name: *Stachys recta* subsp. *doerfleri* (Hayek) Hayek.

Teucrium gossypinum Rech. f. in Denkschr. Akad. Wiss. Wien, Math.-Naturwiss. Kl. 105, 2: 115. 1943.

Syntype: Kreta. Hagios Vasilis, Felsen am Strande von Hag. Galinis, 18 May 1904 (I. DÖRFLER, Iter Creticum 1904. No. 599) [B 10 9005247].

Note: Current name: *Teucrium alpestre* Sm.

Thymus doerfleri Ronniger in Denkschr. Akad. Wiss. Wien, Math.-Naturwiss. Kl. 99: 189. 1924.

Lectotype (designated here): Distrikt Luma. Gipfel des Koritnik (Originalpflanze, kult im Wr. Bot. Garten),

kult. 8 May 1920 [I. DÖRFLER: Reisen in Nord-Albanien 1916 und 1918. (s.n.)] [B 10 9009193].

Syntypes: Distrikt (Luma. Koritnik-Gipfel, 2383 m) Originalpflanze, kult im Wr. Bot. Garten!, 24 May 1924, I. Dörfler. [I. DÖRFLER: Reisen in Nord-Albanien 1916 und 1918. (s.n.)] [B 10 9009192] – Distrikt Luma. Koritnik-Gipfel, 2383 m (Originalpflanze, kult im Wr. Bot. Garten), 22 May 1922, I. Dörfler [I. DÖRFLER: Reisen in Nord-Albanien 1916 und 1918. (s.n.)] [B 10 9009190; B 10 9009191].

Note: Ronniger (in Hayek 1924) notes that living plants collected at the locality "Distr. Luma, äußerster Gipfel des Koritnik" have been transferred to the Vienna Botanical Garden where they flowered in May 1920. The description by Ronniger is based on these cultivated plants. A handwritten revision label of Karl Ronniger dated 1922 is attached to the lectotype specimen. Current name: *Thymus doerfleri* Ronniger.

Leguminosae

Anthyllis albana var. *macedonica* Degen & Dörfl. in Denkschr. Kaiserl. Akad. Wiss. Wien, Math.-Naturwiss. Kl. 64: 717. 1897.

Isotype: Macedon. centr. In saxosis calc. prope Allchar, 30 May 1893 (I. DÖRFLER, Iter Turcicum secundum 1893. No. 129) [B 10 9007915].

Note: Current name: *Anthyllis vulneraria* subsp. *pulchella* (Vis.) Bornm.

Coronilla varia f. *recta* Hayek in Denkschr. Kaiserl. Akad. Wiss. Wien, Math.-Naturwiss. Kl. 94: 174. 1917.

Isotypes: „Prokletija“-Gebiet. Waldränder nördlich von Buni Jezerce, ca. 1500 m, 23 Jul 1914 (I. DÖRFLER: Reise im albanisch-montenegrinisches Grenzgebiete i. J. 1914. No. 572) [B 10 9007833; B 10 9007834].

Note: Current name: *Securigera varia* (L.) Lassen.

Dorycnium intermedium var. *macedonicum* Degen & Dörfl. in Denkschr. Kaiserl. Akad. Wiss. Wien, Math.-Naturwiss. Kl. 64: 718. 1897.

Isotype: Macedon. centr. In graminosis prope Allchar, 10 Jul 1893, I. Dörfler (I. DÖRFLER, Iter Turcicum secundum 1893. No. 137) [B 10 9007992].

Note: Current name: *Dorycnium pentaphyllum* subsp. *herbaceum* (Vill.) Bonnier & Layens (sec. Euro+Med 2006+); *Dorycnium herbaceum* Vill. (sec. Buttler & al. 2017).

Medicago pseudorupestris Hayek in Denkschr. Kaiserl. Akad. Wiss. Wien, Math.-Naturwiss. Kl. 94: 172. 1917.

Lectotype (designated here): Nordost-Albanien. Felsige Abhänge in der Gipfelregion des Paštrik, ca. 1800 m, 31 Jul 1914 (I. DÖRFLER: Reise im albanisch-montenegrinisches Grenzgebiete i. J. 1914. No. 587) [B 10 9007678].

Note: The lectotype specimen carries the plant figured

in “tab. 3 fig. 2” of the original publication (Hayek 1917). Current name: *Medicago prostrata* subsp. *pseudorup-pestis* (Hayek) Micevski (sec. Greuter & al. 1989: 143).

Onobrychis degenii [“*degeni*”] Dörf. in Denkschr. Kaiserl. Akad. Wiss. Wien, Math.-Naturwiss. Kl. 64: 718. 1897.

Lectotype (designated here): Macedon. centr. In rupibus arsenicis prope Allchar, 30 Jun 1893, I. Dörf. (I. DÖRFLER, Iter Turcicum secundum 1893. No. 149) [B 10 0647514; isolectotype: B 10 9007658].

Note: The lectotype specimen carries the plant figured in “tab. 1 fig. 2” of the original publication (Degen & Dörf. 1897). Current name: *Onobrychis degenii* Dörf. This species is probably endemic to a small area in Macedonia, Bulgaria (Assyov & al. 2006: 271) and NC Greece (Dimopoulos & al. 2013: 96).

Ononis verae Širj. in Beih. Bot. Centralbl. 49: 517. 1932 [= *Ononis doerfleri* Širj. in Beih. Bot. Centralbl. 49: 517. 1932, in syn.].

Syntype: Kreta, Sphakia, Ins. Gaudos, Felsen am Kap Kamarela zwischen Gebüsch, 19 Mar 1904 (I. DÖRFLER, Iter Creticum 1904. No. 73) [B 10 9007634].

Note: Current name: *Ononis verae* Širj. Širjaev (1932, p. 518) cited isotypes from the island of Gavdos (Dörf. no. 73) and “Creta, m. Sphacioticis” (Heldreich, a. 1846) as well as Morocco (“Camp Marchand”). The latter is apparently a different species since *O. verae* is now considered endemic to W Crete and Gavdos (Strid 2016b: 448, map 1758).

Trifolium wettsteinii Dörf. & Hayek in Oesterr. Bot. Z. 70: 16. 1921.

Syntypes: Distrikt Luma. Koritnik, an Felsen in der Gipfelregion, ca. 2300 m, 4 Aug 1918 (I. DÖRFLER: Reisen in Nord-Albanien 1916 und 1918. No. 931) [B 10 9007767] – Distrikt Luma. Galica Lums, Felsen der Gipfelregion, ca. 2200 m, 14 Aug 1918 (I. DÖRFLER: Reisen in Nord-Albanien 1916 und 1918. No. 984) [B 10 9007768].

Note: Current name: *Trifolium wettsteinii* Dörf. & Hayek.

Liliaceae

Fritillaria graeca var. *gussichiae* Degen & Dörf. in Denkschr. Kaiserl. Akad. Wiss. Wien, Math.-Naturwiss. Kl. 64: 738. 1897.

Syntypes: Macedon. boreal. In declivibus petrosis prope Zelenico, Raro, 8 May 1893, J. Dörf. (I. DÖRFLER, Iter Turcicum secundum 1893. No. 558) [B 10 9008680] – Macedon. centr. In petrosis reg. alp. Montis Kossov. prope Zborsko, 23 May 1893, I. Dörf. (I. DÖRFLER, Iter Turcicum secundum 1893. No. 360) [B 10 9008510].

Note: Current name: *Fritillaria gussichiae* (Degen & Dörf.) Rix. Although originally described as a variety

of *F. graeca*, *F. gussichiae* is in fact a distinct species endemic to a relatively small area in the C Balkan Peninsula (Kosovo, S Serbia, Macedonia, SW Bulgaria and N Greece), southwards to c. 40°20'N (Kamari 1991).

Tulipa doerfleri Gand., Fl. Cret.: 102. 1916.

Isotypes: Kreta. Distr. Hagios Vasilis, Hochtal am Nordwestabhänge des Kedros, auf Äckern, ca. 800 m, 28 Apr 1904 (I. DÖRFLER, Iter Creticum 1904. No. 182) [B 10 9009231] – Kreta. Distr. Hagios Vasilis, in valle subalpino in latere boreali-occident. montis “Kedros”, April 1904, I. Dörf. (HERBARIUM NORMALE, editum ab I. Dörf. Nr. 5338) [B 10 9009230] – Kreta. Distr. Hagios Vasilis, in valle subalpino in latere boreali-occident. montis “Kedros”. April 1904, leg. I. Dörf. (HERBARIUM NORMALE, editum ab I. Dörf. Nr. 5338.) et Hochtal am Nordwestabhänge des Kedros, auf Äckern, ca. 800 m, 28 Apr 1904 [I. DÖRFLER, Iter Creticum 1904. No. 182] [B 10 9009229] (Fig. 3).

Note: Current name: *Tulipa doerfleri* Gand. With scarce evidence, Zonneveld (2009) and Christenhusz & al. (2013) included this taxon in a broader concept of *Tulipa orphanidea* Heldr., a species endemic to the southern Greek mainland. This is disclaimed on morphological, evolutionary, phytogeographical and ecological grounds by Fielding & Turland (2005) and Dimopoulos & al. (2016: 346). The species is endemic to a small area in C Crete where it grows as a “weed” of traditional agriculture (Strid 2016b: 584, map 2304). The fact that it is apparently not found in natural habitats, propagates mainly vegetatively, and is hardy in cultivation in N Europe (contrary to the native Greek *T. undulatifolia* Boiss.) raises the possibility that it may be an ancient introduction, and then probably of Anatolian stock.

Linaceae

Linum doerfleri Rech. f. in Oesterr. Bot. Z. 84: 147. 1935.

Isotypes: Kreta. Hagios Vasilis, Karstboden zwischen Spili u. Kares, 3 May & 22 Jun 1904 (I. DÖRFLER, Iter Creticum 1904. No. 547) [B 10 9009217; B 10 9009216].

Note: Current name: *Linum doerfleri* Rech. f. *L. doerfleri* is a Cretan endemic of doubtful status, perhaps not distinct from the variable *L. arboreum* L. (see Strid 2016a: 392).

Orchidaceae

Ophrys doerfleri H. Fleischm. in Oesterr. Bot. Z. 74: 185. 1925.

Isotype: Kreta. Distrikt Sphakia, Insel Gaudos, Karstfelsen am Kap Kamarela, 19 Mar 1904 (I. DÖRFLER, Iter Creticum 1904. No. 474) [B 10 9009224].

Note: The specimen carries a photo of the flower analysis figured in Fleischmann’s original publication. The isotype has been revised by Hans Fleischmann (14 Jan 1912). Current name: *Ophrys cretica* (Vierh.) E. Nel-

son subsp. *cretica* (sec. Dimopoulos & al. 2013: 116, 220, 287).

Ophrys fleischmannii Hayek in Repert. Spec. Nov. Regni Veg. 22: 388. 1926 (≡ *Ophrys heldreichii* H. Fleischm. in Oesterr. Bot. Z. 74: 182. 1925, nom. illeg., non *O. heldreichii* Schlechter in Repert. Spec. Nov. Regni Veg. 19: 46. 1924).

Isotypes: Kreta. Distrikt Khania, Akrotiri, Karstboden bei Hag. Triada, 3 Mar 1904 (I. DÖRFLER, Iter Creticum 1904. No. 154) [B 10 9008748; B 10 9008749].

Note: Current name: *Ophrys omegaifera* subsp. *fleischmannii* (Hayek) Del Prete.

Ophrys omegaifera H. Fleischm. in Oesterr. Bot. Z. 74: 184. 1925.

Isotypes: Creta orient. Distr. Viano, prope Christos, 7 Apr 1900, Chr. Leonis (PLANTAE CRETICAE, curavit I. DÖRFLER. No. 122) [B 10 9008737; B 10 9008736].

Note: The specimen B 10 9008736 carries a photo of the flower analysis figured in Fleischman's original publication; both isotypes have been revised 1912 by Hans Fleischmann. Current name: *Ophrys omegaifera* H. Fleischm.

Ophrys sphaciotica H. Fleischm. in Oesterr. Bot. Z. 74: 186. 1925.

Holotype: Kreta. Distr. Sphakia, Karstboden zwischen Aradena und Anopolis, 5 Apr 1904 (I. DÖRFLER, Iter Creticum 1904. No. 1183) [B 10 9008735] (Fig. 11).

Note: On a separate label Dörfler notes "NB. Nur diese 2 Individuen habe ich gefunden" [I only found these 2 individuals]. A photo of the flower analysis figured in Fleischmann's original publication is attached. Current name: *Ophrys sphagodes* subsp. *spruneri* (Nyman) E. Nelson.

Serapias wettsteinii H. Fleischm. in Oesterr. Bot. Z. 74: 190. 1925.

Holotype: Creta orient. Distr. Hierapetra, prope Michti, 13 Apr 1900, Chr. Leonis (PLANTAE CRETICAE, curavit I. DÖRFLER. No. 119) [B 10 9008726].

Note: The specimen carries the eight plants mentioned in the protologue. A handwritten revision label of Hans Fleischmann and a photo of a flower analysis is attached. Current name: *Serapias bergonii* E. G. Camus.

Orobanchaceae

Alectorolophus hayekii Degen in Magyar Bot. Lapok 21: 64. 1923.

Isotypes: Distrikt Hasi. Paštrik, felsige Hänge in der Gipfelregion, ca. 1800 m, 26 Jul 1918 [I. DÖRFLER: Reisen in Nord-Albanien 1916 und 1918. No. 915] [B 10 9005880; B 10 9005881].

Note: Current name: *Rhinanthus melampyroides* (Borbás & Degen) Soó.

Euphrasia pectinata subsp. *albanica* Hayek in Oesterr. Bot. Z. 70: 18. 1921.

Isotype: Distrikt Luma. Buschige Hügel bei Kuma Lums, ca. 300 m, 28 May 1918 (I. DÖRFLER: Reisen in Nord-Albanien 1916 und 1918. No. 579) [B 10 9005929].

Note: Current name: *Euphrasia pectinata* Ten. (sec. E. Vitek, in litt.).

Euphrasia rostkoviana var. *jeteri* Dörfl., Jahreskatal. 1897/98 Wiener Bot. Tauschanstalt: 79. 1897.

Holotype: Kärnten. Göriacher Alpe b. Feistritz im Gailthale, ca. 1650 m, 31 Aug 1897, I. Dörfler [I. DÖRFLER, Wiener botanischer Tauschverein. (s.n.)] [B 10 9005924].

Note: Current name: *Euphrasia officinalis* subsp. *pratensis* (Fr.) Schübl. & G. Martens (sec. Buttler & al. 2017).

Melampyrum doerfleri Ronniger in Denkschr. Kaiserl. Akad. Wiss. Wien, Math.-Naturwiss. Kl. 94: 180. 1917

Lectotype (designated here): Unter Buschwerk in der alp. Reg. südwestl. von Vunzaj, südl. v. Gusinje, ca. 1800 m, 6 Jul 1914 (I. DÖRFLER: Reise im albanisch-montenegrinischen Grenzgebiete i. J. 1914. No. 433) [B 10 9009189].

Syntypes: Zwischen Gestrüpp ober Vunzaj, südl. von Gusinje, 8 Jul 1914 (I. DÖRFLER: Reise im albanisch-montenegrinischen Grenzgebiete i. J. 1914. No. 513) [B 10 9009188; B 10 9009187].

Note: The lectotype specimen carries the plant figured in "tab. 1, fig. 3" of Ronniger's publication and a handwritten label "*Melampyrum Dörfleri* nov. sp., Ronniger, 1916". Current name: *Melampyrum doerfleri* Ronniger.

Melampyrum heracleoticum f. *hyssopifolium* Ronninger in Denkschr. Akad. Wiss. Wien, Math.-Naturwiss. Kl. 99: 164. 1924.

Syntypes: Distrikt Luma. Unter Eichengebüsch auf Hügeln bei Kula Lums, ca. 300 m, 11 Aug 1918 (I. DÖRFLER: Reisen in Nord-Albanien 1916 und 1918. No. 978) [B 10 9005845] – Distrikt Luma. Koritnik, in der unteren Buschwaldregion gegen Džuri, 7 Aug 1918 (I. DÖRFLER: Reisen in Nord-Albanien 1916 und 1918. No. 969) [B 10 9005846].

Note: The syntype specimens have been revised 1922 by Karl Ronniger. Current name: *Melampyrum heracleoticum* Boiss. & Orph.

Melampyrum heracleoticum f. *latiusculum* Ronninger in Denkschr. Akad. Wiss. Wien, Math.-Naturwiss. Kl. 99: 164. 1924.

Lectotype (designated here): Distrikt Luma. Koritnik, in der unteren Buschwaldregion gegen Džuri, 7 Aug 1918 (I. DÖRFLER: Reisen in Nord-Albanien 1916 und 1918. No. 969.a) [B 10 9005844].

Note: The lectotype specimen has been revised 1922

by Karl Ronniger. Current name: *Melampyrum heracleoticum* Boiss. & Orph.

Melampyrum scardicum Wettst. in Biblioth. Bot. 26: 81. 1892.

Isotype: Albania: Scardus, in monte Serdarica-Duran, c. 2000 m, 1 Aug 1890, I. Dörfler, det. R. v. Wettstein [I. DÖRFLER, Iter Turcicum 1890. (s.n.)] [B 10 9005841].

Note: Current name: *Melampyrum scardicum* Wettst.

Pedicularis grisebachii Wettst. in Biblioth. Bot. 26: 78. 1892.

Isotype: Albania: Scardus, ad cacumen mtis Ljubitrn, in declivibus graminosis, c. 2750 m, 16 Jul 1890, I. Dörfler, det. R. v. Wettstein [I. DÖRFLER, Iter Turcicum 1890. (s.n.)] [B 10 9005758].

Note: Current name: *Pedicularis brachyodonta* subsp. *grisebachii* (Wettst.) Hayek.

Plantaginaceae

Plantago squarrosa var. *gaudensis* Dörfl. ex Vierh. & Rech. f. in Oesterr. Bot. Z. 84: 179. 1935.

Isotype: Kreta. Distr. Sphakia, Insel Gaudos, im Dünnensande der Nordküste, 20 Mar 1904 (I. DÖRFLER, Iter Creticum 1904. No. 1148) [B 10 9005441].

Note: Current name: *Plantago squarrosa* Murray. This is a SE Mediterranean species (Greuter & al. 1989: 303), in Europe known only from SW Crete, Gavdos, Karpathos and Rhodos (Strid 2016b: 637, map 2516).

Plumbaginaceae

Statice doerfleri Halácsy in Allg. Bot. Z. 5: 1. 1899.

Isolectotype: Insula Denusa, 10 Jun 1898, Chr. Leonis (FLORA AEGAEA, curavit I. DÖRFLER. No. 172) [B 10 9009222].

Note: Halácsy's handwritten manuscript of the publication is attached to the isolectotype specimen. The lectotype in M (M-0173917) has been designated by Brullo & Erben (2016: 177). Current name: *Limonium doerfleri* (Halácsy) Rech. f. The species is endemic to the C Kiklades (for total range, see Brullo & Erben (2016: 201, fig. 88 B).

Statice rumelica var. *tempuskyana* Degen & Dörfl. in Denkschr. Kaiserl. Akad. Wiss. Wien, Math.-Naturwiss. Kl. 64: 734. 1897.

Isotype: Macedon. centr. Ad vias inter Gradesnitza et Allchar, 6 Jul 1893, I. Dörfler (I. DÖRFLER, Iter Turcicum secundum 1893. No. 324) [B 10 9006580].

Note: Current name: *Armeria rumelica* Boiss.

Polygalaceae

Polygala doerfleri Hayek in Denkschr. Kaiserl. Akad. Wiss. Wien, Math.-Naturwiss. Kl. 94: 159. 1917.

Lectotype (designated here): An offenen Stellen zwischen Eichen- und *Forsythia*-Buschwerk nächst der Čafa Prušit, 30 Jul 1914 (I. DÖRFLER: Reise im albanisch-montenegrinischen Grenzgebiete i. J. 1914. No. 583) [B 10 9009223].

Note: The lectotype specimen carries the plants figured in "tab. 4, fig.1" of the original publication (Hayek 1917). Current name: *Polygala doerfleri* Hayek.

Polygala oxyptera subsp. *tempuskyana* Degen & Dörfl. in Denkschr. Kaiserl. Akad. Wiss. Wien, Math.-Naturwiss. Kl. 64: 712. 1897.

Isotype: Macedon. centr. In petrosis alpinis montis Kossov prope Zborsko, 25 Jun 1893 (I. DÖRFLER, Iter Turcicum secundum 1893. No. 77) [B 10 9006926].

Note: Current name: *Polygala vulgaris* subsp. *oxyptera* (Rchb.) Schübl. & G. Martens.

Primulaceae

Anagallis xdoerfleri Ronniger in Dörfler, Herb. Norm. Nr. 4484, Sched. ad Cent. 45: 143. 1903 (*Anagallis arvensis* L. × *A. caerulea* Schreb.).

Isotypes: Austria inferior. Inter parentes in agris prope "Würnitz" et "Schleinbach", Sep 1903, M. & I. Dörfler (HERBARIUM NORMALE, editum ab I. Dörfler. Nr. 4484) [B 10 9009332; B 10 9009296].

Note: Name accepted under *Anagallis* L. Current name under *Lysimachia* L.: *Lysimachia xdoerfleri* (Ronniger) Stace.

Cyclamen repandum var. *creticum* Dörfl. in Verh. K. K. Zool.-Bot. Ges. Wien 55: 20. 1905.

Isotypes: Kreta. Distr. Hagios Vasilis, Felsgerölle in der subalpinen Region des Kedros, 9 May 1904 (I. DÖRFLER, Iter Creticum 1904. No. 902) [B 10 9006540; B 10 9006541].

Note: Current name: *Cyclamen creticum* Hildebr. (Tutin & al. 1972: 25; Dimopoulos & al. 2013: 131). A fairly distinct South Aegean endemic, widespread in Crete and rare in Karpathos (see Strid 2016b: 728, map 2877).

Ranunculaceae

Nigella doerfleri Vierh. in Magyar Bot. Lapok 25: 147. 1926.

Isolectotype: Kreta. Distr. Hagios Vasilis, Insel Paximadhia major, auf trockenen Felsen, 16 May 1904 (I. DÖRFLER, Iter Creticum 1904. No. 998) [B 10 9009226].

Note: Current name: *Nigella doerfleri* Vierh. The lectotype was selected by Strid (1970) and is kept in WU (WU 0033315). A distinct Aegean endemic, neatly defining the "Cardaean area" (Crete incl. Andikithira + Cyclades), although this pattern has been slightly disturbed by its recent discovery on the East Aegean island of Tilos (Jahn 2013).

Ranunculus doerflerianus Gand., Jahreskatal. 1900 Wiener Bot. Tauschanstalt: 133. 1899.

Lectotype (designated here): Insulae Baleares: Mallorca, Puig de Torella, in fissuris rupium tam rarus quod vix aut vix legi potest alt. 4200', 25 May 1899 (M. GANDOGGER – FLORA HISPANICA EXSICCATA, No. 493) [B 10 9009208].

Note: The specimen carries the handwritten description of Michel Gandoger. Current name: *Ranunculus weyleri* Willk. (sec. Castroviejo & al. 1986: 571).

Ranunculus hayekii Dörfl. in Denkschr. Kaiserl. Akad. Wiss. Wien, Math.-Naturwiss. Kl. 94: 146. 1917.

Lectotype (designated here): Distr. Malcija. Auf feuchtem, felsigem Boden in der Schlucht von Rapša, ca. 750 m, 16 May 1914 (I. DÖRFLER: Reise im albanisch-montenegrinischen Grenzgebiete i. J. 1914. No. 140) [B 10 9004146].

Note: The lectotype sheet carries one of the plants figured in “tab.1, fig.1” of the original publication (Hayek 1917). Current name: *Ranunculus hayekii* Dörfl.

Ranunculus wettsteinii Dörfl. in Anz. Akad. Wiss. Wien, Math.-Naturwiss. Kl. 55: 282. 1918.

Lectotype (designated here): Albanien, Korab, an dem nordöstlichen Ausläufer „Cüseli“, 2375 m, 1 Jul 1918, I. Dörfler (No. 760) [B 10 9004105].

Syntypes: Distrikt Kalis. Korabgebiet, in Schutthal-den des Cüseli, ca. 2350 m, 1 Jul 1918 (I. DÖRFLER: Reisen in Nord-Albanien 1916 und 1918. No. 760) [B 10 9004107; B 10 0673679] – Distrikt Kalis. Korabgebiet, in Schutthal-den des Cüseli, ca. 2350 m, 5 Jul 1918 (I. DÖRFLER: Reisen in Nord-Albanien 1916 und 1918. No. 760) [B 10 9004106].

Note: The handwritten description of I. Dörfler is attached to the lectotype specimen. One of the syntypes (B 10 0673679) carries the plants figured in “tab.2, fig.3” of Hayek’s “Zweiter Beitrag zur Kenntnis der Flora von Albanien” (Hayek 1924). Current name: *Ranunculus wettsteinii* Dörfl. The species is known only from high altitude in the Korab range on the Albanian-Macedonian border. It has recently been shown to be probably an allopolyploid derived from *R. montenegrinus* (Halácsy) Lindtner and *R. parnassifolius* L. (Cires & al. 2013).

Rosaceae

Potentilla doerfleri Wettst. in Biblioth. Bot. 26: 39. 1892.

Isotype: Albania: Scardus, in fissuris rupium montis Kobilica, c. 2000 m, 31 Jul 1890, I. Dörfler, det. Dr. R. v. Wettstein [I. DÖRFLER, Iter Turcicum 1890. (s.n.)] [B 10 9009211].

Note: Current name: *Fragariastrum doerfleri* (Wettst.) Kechaykin & Shmakov (sec. Kechaykin & Shmakov 2016).

Potentilla ternata var. *pseudoaurea* Hayek in Oesterr. Bot. Z. 70: 14. 1921.

Syntype: Distrikt Šala. Felshänge nördlich der Čafa Nermajns bei Abata, ca. 1700 m. 23 Jun 1916 (I. DÖRFLER: Reisen in Nord-Albanien 1916 und 1918. No. 147) [B 10 9006763].

Note: Current name: *Potentilla aurea* subsp. *chryso-craspeda* (Lehm.) Nyman.

Rosa mollis var. *doerfleri* Hayek in Oesterr. Bot. Z. 70: 15. 1921.

Isotype: Distrikt Hasi. Paštrik, an Felsen der Südhänge, ca. 1800 m, 24 Jul 1918 (I. DÖRFLER: Reisen in Nord-Albanien 1916 und 1918. No. 884) [B 10 9009221].

Note: Current name: *Rosa mollis* Sm.

Sanguisorba cretica Hayek in Oesterr. Bot. Z. 64: 358. 1914.

Isotypes: Kreta. Distr. Sphakia, an den Felswänden der Schlucht von Askiphu, 15 Mar 1904 (I. DÖRFLER, Iter Creticum 1904. No. 161) [B 10 9006714; B 10 9006713].

Note: Current name: *Sanguisorba cretica* Hayek. A distinct endemic of SW Crete, growing in crevices of vertical or overhanging limestone cliffs in ravines from near sea level to 1200 m (Fielding & Turland 2005: 383).

Rubiaceae

Asperula doerfleri Wettst. in Biblioth. Bot. 26: 59. 1892.

Isotype: Albania: Scardus, in fissuris rupium montis Kobilica, c. 2300 m, 31 Jul 1890, I. Dörfler, det. Dr. R. v. Wettstein [I. DÖRFLER, Iter Turcicum 1890. (s.n.)] [B 10 9009212].

Note: Current name: *Asperula doerfleri* Wettst.

Galium keneri Degen & Dörfl. in Denkschr. Kaiserl. Akad. Wiss. Wien, Math.-Naturwiss. Kl. 64: 723. 1897.

Isotype: Macedon. centr. In fissuris rupium inter Rošzdan et Allchar, 14 Apr 1893, I. Dörfler (I. DÖRFLER, Iter Turcicum secundum 1893. No. 188) [B 10 9005291].

Note: Current name: *Galium keneri* Degen & Dörfl. A local endemic found also on the Greek side of the border (Schönbeck-Temesy & al. 1991: 306). A report from Albania has not been confirmed and is probably incorrect (Barina 2017: 462).

Saxifragaceae

Saxifraga grisebachii Degen & Dörfl. in Denkschr. Kaiserl. Akad. Wiss. Wien, Math.-Naturwiss. Kl. 64: 721. 1897.

Lectotype (designated here): Albania. In rupibus praeruptis supra fauces Tresca, Schlucht ad Siševo pr. Üsküb, 28 Apr 1893, I. Dörfler (I. DÖRFLER, Iter Turcicum secundum 1893. No. 177) [B 10 9009342].

Syntypes: Macedon. centr. In rupibus praeruptis m.tis Kossov pr. Zborsko. 23 May 1893. I. Dörfler. (I. DÖRFLER, Iter Turcicum secundum 1893. No. 176) [B 10 9006269] – Macedon. centr. In rupibus praeruptis inter Rošzdan et Allchar, 17 May 1893, I. Dörfler (I. DÖRFLER, Iter Turcicum secundum 1893. No. 175) [B 10 9006257].

Note: The lectotype sheet carries the plant figured in “tab. 2 fig. 3” of the original publication (Degen & Dörfler 1897). Current name: *Saxifraga federici-augusti* subsp. *grisebachii* (Degen & Dörfl.) D. A. Webb. All type localities are in the present-day Republic of Macedonia. This taxon is endemic to the C Balkan Peninsula, southwards to c. 40°N in Greece (see Strid & Tan 2002: map 1302).

Scrophulariaceae

Scrophularia bosniaca f. *pyramidalis* Hayek in Denkschr. Akad. Wiss. Wien, Math.-Naturwiss. Kl. 99: 160. 1924.

Isotype: Distrikt Šala, zwischen Felsen nächst Gropa Prenit bei Abata, ca. 1600 m, 23 Jun 1916 (I. DÖRFLER: Reisen in Nord-Albanien 1916 und 1918. No. 159) [B 10 9006017].

Note: A further type-specimen is kept in the “Herbarium Hayek” in GB (GB-0048736). Current name: *Scrophularia bosniaca* Beck.

Umbelliferae

Bupleurum quadridentatum Wettst. in Biblioth. Bot. 26: 48. 1892.

Syntype: Albania: Ad vias prope Dolnja-Voda ad Üsküb, 13 Jul 1890, I. Dörfler, det. Dr. R. v. Wettstein [I. DÖRFLER, Iter Turcicum 1890. (s.n.)] [B 10 9006324].

Note: Current name: *Bupleurum praealtum* L. (sec. Dimopoulos & al. 2013: 174, based on Wolff 1910: 83). Another syntype of *B. quadridentatum* is Charrel s.n., 1890 (WU), from Korfiati [Mt Chortiatis] near Thessaloniki in N Greece (Wolff 1910: 83).

Carum lumpeanum Dörfl. & Hayek in Oesterr. Bot. Z. 70: 17. 1921.

Isotype: Distrikt Kalis. Korab. An alpinen Felsen gegen Radomir, ca. 2000 m, 6 Jul 1918 (I. DÖRFLER: Reisen in Nord-Albanien 1916 und 1918. No. 831) [B 10 9006323].

Note: Current name: *Hellenocarum strictum* (Griseb.) Hand [= *Hellenocarum lumpeanum* (Dörfl. & Hayek) H. Wolff]. The species is endemic to the C Balkan Peninsula, southwards to c. 39°N in Greece (Mt Othris, Hartvig 1986: 695).

Violaceae

Viola allchariensis Beck in Dörfler, Jahresskatal. 1894, Wiener Bot. Tauschver.: 6. 1894.

Syntype: Macedon. centr. In declivibus saxosis ad Allchar, solo arsenico, 15 May 1893, I. Dörfler (I. DÖRFLER, Iter Turcicum secundum 1893. No. 73) [B 10 9007444].

Note: Current name: *Viola allchariensis* Beck. The species is known only from the type; records from Mt Vourinos in N Greece refer to *V. vourinensis* Erben (Erben 1985).

Viola arsenica Beck in Dörfler, Jahresskatal. 1894, Wiener Bot. Tauschver.: 6. 1894.

Syntype: Macedon. centr. In declivibus graminosis ad Allchar, solo arsenico, 15 May 1893, I. Dörfler (I. DÖRFLER, Iter Turcicum secundum 1893. No. 74) [B 10 9007436].

Note: Dörfler distributed under number 74 of his “I. DÖRFLER, Iter Turcicum secundum 1893” plants collected on May 11th and May 15th. Erben (1985: p. 554) designated as lectotype a specimen collected on May 11th and kept in M (M-0112741). Current name: *Viola arsenica* Beck. The species is known only from the type locality where it has been subsequently confirmed.

Viola doerfleri Degen in Denkschr. Kaiserl. Akad. Wiss. Wien, Math.-Naturwiss. Kl. 64: 710. 1897.

Isotype: Macedon. austr. In cacumine montis Kaimakčalan, 2500 m, 5 Jul 1893 (I. DÖRFLER, Iter Turcicum secundum 1893. No. 71) [B 10 9009207].

Note: The lectotype has been selected by Erben (1985) and is kept in WU (WU-0069212). There are isotypes also at G, M and WU. Current name: *Viola doerfleri* Degen. The species is endemic to the Voras (Kajmakčalan) and Pelister (Varnous) massives, found on both sides of the Greek/Macedonian border.

Viola xhalacsyana Degen & Dörfl. in Denkschr. Kaiserl. Akad. Wiss. Wien, Math.-Naturwiss. Kl. 64: 711. 1897. [*Viola allchariensis* Beck × *V. arsenica* Beck].

Isotype: Macedon. centr. Inter parentes prope Allchar, Majo 1893, I. Dörfler (I. DÖRFLER, Iter Turcicum secundum 1893. No. 587) [B 10 9007442].

Note: The lectotype has been selected by Erben (1985) and is kept in M. Current name: *Viola xhalacsyana* Degen & Dörfl. (sec. Erben 1985).

Viola saxatilis var. *pseudolutea* Hayek in Denkschr. Akad. Wiss. Wien, Math.-Naturwiss. Kl. 99: 134. 1924.

Isotype: Auf steinigigen Wiesen des Maranaj, nördl. von Skutari, ca. 1230 m, 1 Jun 1916 [I. DÖRFLER: Reisen in Nord-Albanien 1916 und 1918. No. 13] [B 10 9007433].

Note: Current name: *Viola aetolica* Boiss. & Heldr. (M. Erben, in litt.).

Viola skanderbegii Dörfl. & Hayek in Denkschr. Kaiserl. Akad. Wiss. Wien, Math.-Naturwiss. Kl. 94: 155. 1917.

Isolectotypes: In der Gipfelregion der Crna Gora nördl. der Hochebene Vermoš, ca. 1800 m, 23 Jun 1914 (I. DÖRFLER: Reise im albanisch-montenegrinischen Grenzgebiete i. J. 1914. No. 349) [B 10 9007396; B 10 0058356].

Syntypes: In den Gipfelregionen von Grebeni Selces südl. von Vermoš, ca. 1750 m, 16 Jun 1914 (I. DÖRFLER: Reise im albanisch-montenegrinischen Grenzgebiete i. J. 1914. No. 262) [B 10 9007398] – In den Gipfelregionen von Grebeni Selces südl. der Hochebene Vermoš, ca. 1750 m, 19 Jun 1914 (I. DÖRFLER: Reise im albanisch-montenegrinischen Grenzgebiete i. J. 1914. No. 262) [B 10 9007397] – Alpine Wiesen und Steingerölle zwischen Vermoš und Širokar, ca. 1750 m, 10 Jun 1914, Rittm. von Bilimek (I. DÖRFLER: Reise im albanisch-montenegrinischen Grenzgebiete i. J. 1914. No. 290) [B 10 9007395].

Note: *Viola skanderbegii* was lectotypified by Erben (1985: 627) designating a specimen of “I. DÖRFLER: Reise im albanisch-montenegrinischen Grenzgebiete i. J. 1914. No. 349” kept in WU (WU 0069194). Current name: *Viola elegantula* Schott (sec. Erben 1985).

Viola vilaensis Hayek in Denkschr. Kaiserl. Akad. Wiss. Wien, Math.-Naturwiss. Kl. 94: 154. 1917.

Lectotype (designated here): Distr. Krajina. Am Schnee im Felsgerölle westl. der Vila ober Rikovać, ca. 1900 m, 1 Jul 1914 (I. DÖRFLER: Reise im albanisch-montenegrinischen Grenzgebiete i. J. 1914. No. 392) [B 10 9007387].

Note: The lectotype sheet carries one of the plants figured in “tab. 3 fig. 1” of “Denkschr. Kaiserl. Akad. Wiss. Wien, Math.-Naturwiss. Kl. 94” (Hayek 1917). Isolectotypes are kept in GB (GB-004 8869) and WU (WU 0043418). Current name: *Viola chelmea* subsp. *vratnikensis* Gáyer & Degen (sec. Niketić & al. 2015).

Appendix 3

“Dörfleriana”, names of plants dedicated to Ignaz Dörfler

Achillea doerfleri Hayek
Alyssum doerfleri Degen
Anagallis xdoerfleri Ronniger
Arabis doerfleri Halácsy
Asperula doerfleri Wettst.
Cerastium doerfleri Halácsy
Colchicum doerfleri Halácsy
Crepis kernerii var. *doerfleri* Rech. f.
Draba doerfleri Wettst.
Epilobium xdoerflerianum H. Lév.
Gentiana xdoerfleri Ronniger
Helichrysum doerfleri Rech. f.
Hieracium andrasovszkyi subsp. *doerfleri* Hayek & Zahn
Hieracium pannosum subsp. *doerflerianum* Hayek & Zahn
Linum doerfleri Rech. f.
Melampyrum doerfleri Ronniger
Minuartia doerfleri Hayek
Moltkia doerfleri Wettst.
Nigella doerfleri Vierh.
Ononis doerfleri Širj.
Ophrys doerfleri H. Fleischm.
Petasites doerfleri Hayek
Polygala doerfleri Hayek
Potentilla doerfleri Wettst.
Ranunculus doerflerianus Gand.
Rosa mollis var. *doerfleri* Hayek
Saxifraga xdoerfleri Sünd.
Sesleria doerfleri Hayek
Stachys doerfleri Hayek
Statice doerfleri Halácsy
Thymus doerfleri Ronniger
Tulipa doerfleri Gand.
Viola doerfleri Degen

[Note on Table 1: Specimens gathered by the Greek collector Christos Leonis in the mountains of Sterea Ellas and on various Aegean islands in 1898–1901 were apparently handled and labelled by Dörfler and are sometimes erroneously attributed to him as collector, although he never visited these areas.]

Willdenowia

Open-access online edition www.bioone.org/loi/will



Online ISSN 1868-6397 · Print ISSN 0511-9618 · Impact factor 0.680

Published by the Botanic Garden and Botanical Museum Berlin, Freie Universität Berlin

© 2018 The Authors · This open-access article is distributed under the CC BY 4.0 licence