

## **Multiple herbicide resistance in waterhemp (*Amaranthus tuberculatus*) accessions from Wisconsin**

Authors: Faleco, Felipe A., Oliveira, Maxwell C., Arneson, Nicholas J., Renz, Mark, Stoltenberg, David E., et al.

Source: Weed Technology, 36(5) : 597-608

Published By: Weed Science Society of America

URL: <https://doi.org/10.1017/wet.2022.81>

---

The BioOne Digital Library (<https://bioone.org/>) provides worldwide distribution for more than 580 journals and eBooks from BioOne's community of over 150 nonprofit societies, research institutions, and university presses in the biological, ecological, and environmental sciences. The BioOne Digital Library encompasses the flagship aggregation BioOne Complete (<https://bioone.org/subscribe>), the BioOne Complete Archive (<https://bioone.org/archive>), and the BioOne eBooks program offerings ESA eBook Collection (<https://bioone.org/esa-ebooks>) and CSIRO Publishing BioSelect Collection (<https://bioone.org/csiro-ebooks>).

Your use of this PDF, the BioOne Digital Library, and all posted and associated content indicates your acceptance of BioOne's Terms of Use, available at [www.bioone.org/terms-of-use](http://www.bioone.org/terms-of-use).

Usage of BioOne Digital Library content is strictly limited to personal, educational, and non-commercial use. Commercial inquiries or rights and permissions requests should be directed to the individual publisher as copyright holder.

---

BioOne is an innovative nonprofit that sees sustainable scholarly publishing as an inherently collaborative enterprise connecting authors, nonprofit publishers, academic institutions, research libraries, and research funders in the common goal of maximizing access to critical research.

## Research Article

**Cite this article:** Faleco FA, Oliveira MC, Arneson NJ, Renz M, Stoltenberg DE, Werle R (2022) Multiple herbicide resistance in waterhemp (*Amaranthus tuberculatus*) accessions from Wisconsin. *Weed Technol.* **36**: 597–608. doi: [10.1017/wet.2022.81](https://doi.org/10.1017/wet.2022.81)

Received: 25 July 2022

Revised: 7 October 2022

Accepted: 16 October 2022

First published online: 10 November 2022

**Associate Editor:**

William Johnson, Purdue University

**Nomenclature:**

atrazine; dicamba; fomesafen; glufosinate; glyphosate; imazethapyr; mesotrione; metribuzin; S-metolachlor; 2,4-D; waterhemp, *Amaranthus tuberculatus* (Moq.) Sauer; corn, *Zea mays* (L.); soybean, *Glycine max* (L.) Merr.

**Keywords:**

ALS inhibitor resistance; glyphosate resistance; PS II inhibitor resistance; auxin mimics resistance; herbicide efficacy







**Author for correspondence:**

Rodrigo Werle, Assistant Professor, Department of Agronomy, University of Wisconsin-Madison, 1575 Linden Dr., Madison, WI, 53706. Email: [rwerle@wisc.edu](mailto:rwerle@wisc.edu)

© University of Wisconsin-Madison, 2022. This is a work of the US Government and is not subject to copyright protection within the United States. Published by Cambridge University Press on behalf of the Weed Science Society of America. This is an Open Access article, distributed under the terms of the Creative Commons Attribution licence (<http://creativecommons.org/licenses/by/4.0/>), which permits unrestricted re-use, distribution and reproduction, provided the original article is properly cited.



# Multiple herbicide resistance in waterhemp (*Amaranthus tuberculatus*) accessions from Wisconsin

Felipe A. Faleco<sup>1</sup> , Maxwell C. Oliveira<sup>2</sup> , Nicholas J. Arneson<sup>3</sup> , Mark Renz<sup>4</sup> , David E. Stoltenberg<sup>4</sup>  and Rodrigo Werle<sup>5</sup> 

<sup>1</sup>Graduate Student, Department of Agronomy, University of Wisconsin-Madison, Madison, WI, USA; <sup>2</sup>Postdoctoral Researcher, Department of Agronomy, University of Wisconsin-Madison, Madison, WI, USA; <sup>3</sup>Outreach Program Manager, Department of Agronomy, University of Wisconsin-Madison, Madison, WI, USA; <sup>4</sup>Professor, Department of Agronomy, University of Wisconsin-Madison, Madison, WI, USA and <sup>5</sup>Assistant Professor, Department of Agronomy, University of Wisconsin-Madison, Madison, WI, USA

**Abstract**

A comprehensive, Wisconsin state-wide assessment of waterhemp response to a diverse group of herbicide sites of action has not been conducted. Our objective was to characterize the response of a state-wide collection of waterhemp accessions to postemergence (POST) and pre-emergence (PRE) herbicides commonly used in corn and soybean in Wisconsin. Greenhouse experiments were conducted with more than 80 accessions from 27 counties. POST treatments included 2,4-D, atrazine, dicamba, fomesafen, glufosinate, glyphosate, imazethapyr, and mesotrione at 1× and 3× label rates. PRE treatments included atrazine, fomesafen, mesotrione, metribuzin, and S-metolachlor at 0.5×, 1×, and 3× label rates. Ninety-eight percent and 88% of the accessions exhibited ≥50% plant survival after exposure to imazethapyr and glyphosate POST 3× rate, respectively. Seventeen percent, 16%, and 3% of the accessions exhibited ≥50% plant survival after exposure to 2,4-D, atrazine, and dicamba, respectively, applied POST at the 1× rate. Survival of all accessions was ≤25% after exposure to 2,4-D or dicamba applied POST at the 3× rate, or glufosinate, fomesafen, and mesotrione applied POST at either rate evaluated. No plant of any accession survived exposure to glufosinate at either rate. Forty-five percent and 3% of the accessions exhibited <90% plant density reduction after exposure to atrazine applied PRE at the 3× rate and fomesafen PRE at the 1× rate, respectively. Plant density reduction of all accessions was ≥96% after exposure to fomesafen applied PRE at the 3× rate, or metribuzin, S-metolachlor, and mesotrione applied PRE at the 1× rate. Our results suggest that waterhemp resistance to imazethapyr and glyphosate applied POST is widespread in Wisconsin, whereas resistance to 2,4-D, atrazine, and dicamba applied POST is present to a lower extent. One accession (A75, Fond du Lac County) exhibited multiple resistance to imazethapyr, atrazine, glyphosate, and 2,4-D when applied POST. Overall, atrazine applied PRE was ineffective for waterhemp control in Wisconsin. Proactive resistance management and the use of effective PRE and POST herbicides are fundamental for waterhemp management in Wisconsin.

**Introduction**

Waterhemp is ranked as one of the most common and most troublesome weed species in the Midwestern United States, particularly in corn and soybean fields (Tranel 2021; Van Wychen 2019, 2020). With great adaptability and ability to rapidly evolve herbicide resistance, waterhemp was the first weed species to evolve resistance to herbicides that inhibit protoporphyrinogen oxidase (PPO) and hydroxyphenyl pyruvate dioxygenase (HPPD; Hausman et al. 2011; Shoup et al. 2003). Currently, in the United States, waterhemp has evolved resistance to seven herbicide sites of action (SOAs): acetolactate synthase (ALS), auxin mimics, photosynthesis at photosystem II – serine 264 binders (PS II), enolpyruvyl shikimate phosphate synthase (EPSPS), PPO, very long-chain fatty acid synthesis (VLCFA), and HPPD (Heap 2022; Tranel 2021). Moreover, a single waterhemp accession has been documented to be resistant to six SOAs (Shergill et al. 2018).

Waterhemp has become a steadily increasing concern in Wisconsin (Hammer et al. 2016; Stoltenberg 2018). In 2018, 85% of Wisconsin counties had reported its presence, a 25% increase compared with 2009 (Renz 2018; Zimbric et al. 2018). The first report of waterhemp herbicide resistance in Wisconsin was in 1999 when a population was confirmed to be resistant to ALS inhibitors (Zimbric et al. 2018). In 2013, two waterhemp accessions were confirmed to be resistant to glyphosate (Butts and Davis 2015). In 2018, the Wisconsin Cropping Systems Weed Science Survey (Werle and Oliveira 2018), with 286 respondents across 54 counties, reported

waterhemp to be among the most troublesome weeds in Wisconsin cropping systems. Moreover, respondents perceived waterhemp as the weed species with the most frequent occurrence of glyphosate resistance. Currently, waterhemp in Wisconsin has been confirmed to be resistant to ALS-, EPSPS-, and PPO-inhibitor herbicides (Zimbric et al. 2018). Glyphosate-resistance has been confirmed in 28 counties, and multiple resistance to glyphosate and PPO inhibitors has been confirmed in 10 counties (Hammer et al. 2016; Zimbric et al. 2018).

The combination of effective postemergence (POST) and preemergence (PRE) herbicides, and multiple modes of action, as part of integrated weed management (IWM) program, is important to delay herbicide resistance evolution, preserve the usefulness of newly developed herbicide-resistant crops, and for the long-term economic success and sustainability of agricultural production (Norsworthy et al. 2012). In addition, the adoption of epidemiological approaches for herbicide monitoring and management, which systematically studies the extent, distribution, and determinants of a harmful organism, can greatly contribute to our efforts to understand the emergence, selection, and spread of herbicide resistance (Comont and Neve 2021). A comprehensive, Wisconsin state-wide assessment of waterhemp response to a diverse group of herbicide SOAs has not been conducted. Therefore, our objective was to characterize the response of a Wisconsin state-wide collection of waterhemp accessions to POST and PRE herbicides commonly used in corn and soybean crops. We hypothesized that ALS, EPSPS, and PPO inhibitors would be ineffective on most accessions, whereas auxin mimics, and inhibitors of PS II, glutamine synthetase, VLCFA, and HPPD would be effective.

## Materials and Methods

### Waterhemp Seed Collection

In the summer of 2018, the Wisconsin Cropping Systems Weed Science Program, in partnership with key collaborators (i.e., University of Wisconsin-Madison Nutrient and Pest Management Program, University of Wisconsin-Madison Division of Extension, Wisconsin Soybean Marketing Board, and Wisconsin Corn Promotion Board), released a protocol requesting stakeholders (i.e., farmers, agronomists, industry representatives, Extension educators, etc.) to collect seed samples from 20 waterhemp female plants from Wisconsin fields with unsatisfactory waterhemp management before crop harvest. Seed samples were pooled and composed the accession for that specific geographic location. Eighty-eight waterhemp accessions from 27 counties were collected and submitted by stakeholders to the Wisconsin Cropping Systems Weed Science Program (Figure 1) along with management information of the sampled fields from 2014 to 2018 (information presented in Supplementary Table S1). Seeds from each waterhemp accession were threshed, cleaned through a seed blower separator (Oregon Seed Blower; Hoffman Manufacturing, Inc., Corvallis, OR), and coldly stratified to improve seed germination. In the cold stratification procedure, all seeds of each accession were placed in a glass container with a thin layer of water, just enough to make seeds float, and stored in a dark environment at 5 C for 2 wk (adapted from Kohlhasse et al. 2018). After this period, seeds were washed with water using a soil sieve mesh to retain the seeds, and dried on paper towels at room temperature for 24 h. Seeds were placed in plastic bags and stored at 5 C until the onset of experiments, which were conducted at the University of

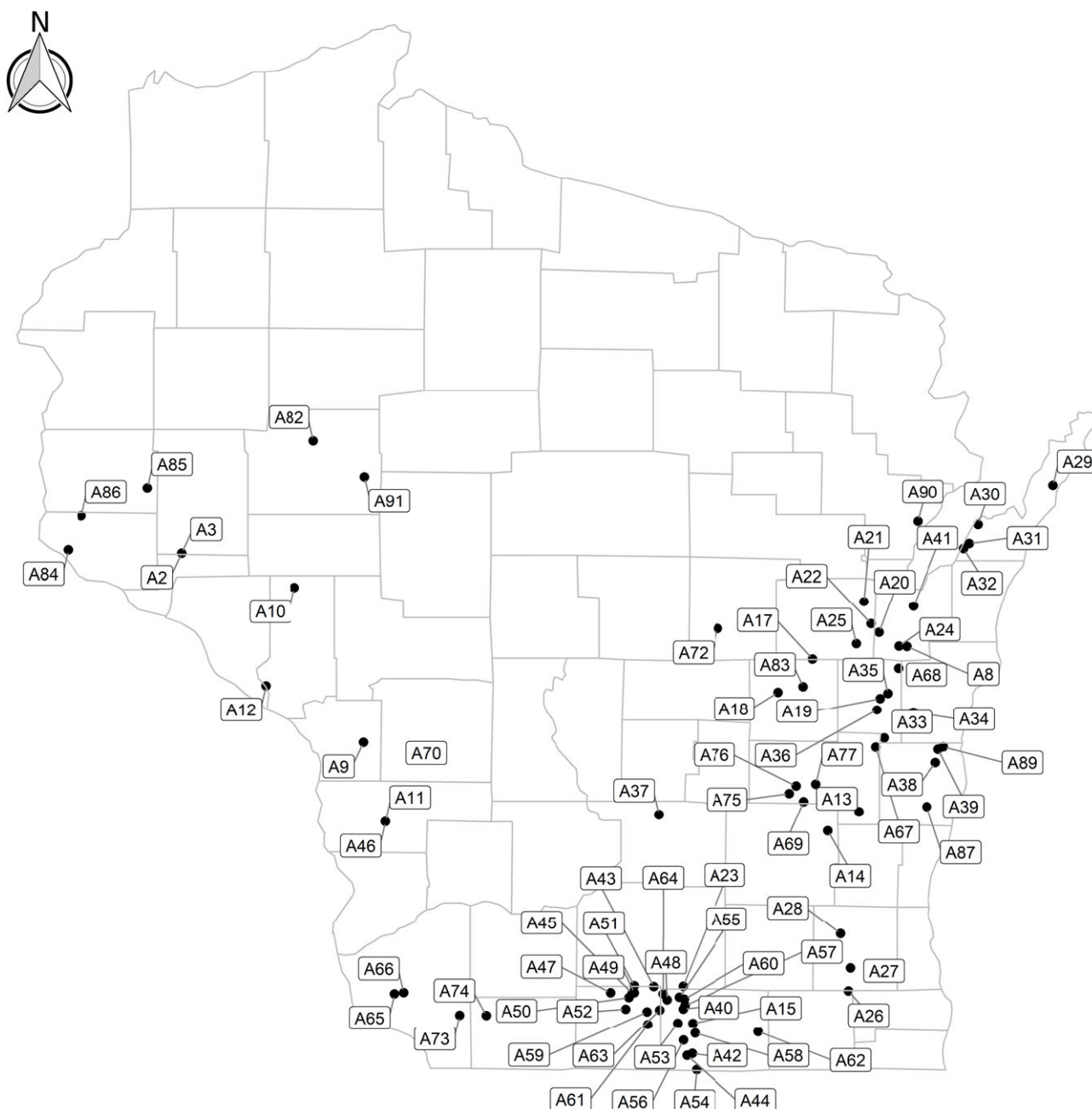
Wisconsin-Madison Walnut Street Greenhouses (43.076194°N, 89.423611°W), Madison, WI.

### Waterhemp Response to POST Herbicides

The experiments were organized in a randomized complete block design with eight replications per treatment, and repeated over time (two experimental runs). Treatments were arranged as  $A \times H \times D$  factorial with  $A$  representing the number of accessions,  $H$  the number of herbicides, and  $D$  the number of herbicide rates (1× and 3× the recommended label rates). Eight herbicides were evaluated (Table 1). The  $A$  and  $H$  factors evaluated at the same time varied across experiments due to seed availability and to allow for the research objectives to be accomplished promptly, particularly in 2020 during the COVID-19 global pandemic. Glyphosate, imazethapyr, and atrazine were evaluated in separate experiments on 88, 85, and 81 accessions, respectively. From the 81 accessions with enough seeds remaining, 29 were evaluated in the same experiment for dicamba and 2,4-D; and 26 were evaluated in the same experiment for glufosinate, fomesafen, and mesotrione. Each experiment included a nontreated control (NTC) of each accession.

Waterhemp seeds were planted at 1.5-cm depth in potting mix (Promix® HP Mycorrhizae; Premier Tech Horticulture, Rivière-du-Loup, QC, Canada) contained in 23-cm-diam disposable aluminum pans. Seedlings at the true 2-leaf stage were transplanted into 656-ml pots (D40H Deepots™; Stuewe & Sons Inc., Tangent, OR) filled with potting mix. The experimental unit was one seedling per pot. POST herbicide treatments were applied when plants reached 5 to 10 cm in height using a single-nozzle research track spray chamber (DeVries Manufacturing, Hollandale, MN) equipped with AI9502EVS or DG9502EVS nozzle (TeeJet Technologies®; Spraying Systems Co., Wheaton, IL) for systemic and contact herbicides, respectively. Due to vapor drift concerns within an enclosed environment (greenhouse), the dicamba and 2,4-D herbicide treatments were applied at the University of Wisconsin-Madison Arlington Agricultural Research Station (43.3026°N, 89.3454°W). Waterhemp plants were transported to this field location on the morning of the application and returned to the greenhouse at the end of the day to allow for herbicide absorption while minimizing unintended vapor drift issues. A CO<sub>2</sub>-pressurized backpack spray boom with four TTI110015 nozzles (TeeJet Technologies®) was used for the application. A carrier volume of 140 L ha<sup>-1</sup> was used in all applications (spray chamber and backpack). Plants were maintained in the greenhouse at 20 to 35 C with a natural ventilation system. Natural lighting was supplemented with 400-W high-pressure sodium light bulbs simulating a 16-h photoperiod. Plants were watered daily and fertigated weekly with 20-10-20 water-soluble fertilizer (Peters Professional®; ICL Fertilizers, Dublin, OH) delivering 500 ppm of nitrogen and potassium, respectively, and 250 ppm of phosphorus.

At 21 d after treatment (DAT), plant survival was assessed visually as dead (no green tissue; assessed value of 0) or alive (green tissue and evidence of regrowth; assessed value of 1; Figure 2). Accessions with  $\geq 50\%$  ( $\pm$  standard error) plant survival were classified as resistant to each herbicide  $\times$  rate treatment (adapted from Schultz et al. 2015 and Vennapusa et al. 2018; adopted by Faleco et al. 2022). Aboveground biomass was harvested, and force air-dried at 52 C to constant mass. The biomass data were converted into percent biomass reduction compared to the NTC using Equation 1 (adapted from Wortman 2014). Seed production of survivor plants was not determined.



**Figure 1.** Geographic distribution of the 88 waterhemp accessions from 27 Wisconsin counties collected and submitted by stakeholders to the Wisconsin Cropping Systems Weed Science Program.

$$\text{Biomass Reduction (\%)} = \left(1 - \frac{BEU}{\overline{BNTC}}\right) \times 100 \quad [1]$$

where *BEU* represents the biomass of the experimental unit and  $\overline{BNTC}$  represents the biomass mean of the NTC for the respective accession.

#### Waterhemp Response to PRE Herbicides

The experiments were organized in a randomized complete block design, with four replications per treatment and repeated over time (two experimental runs). Treatments were arranged as  $A \times H \times D$  factorial with *A* representing the number of accessions, *H* the

number of herbicides, and *D* the number of herbicide rates (0.5×, 1×, and 3× the recommended label rate). Five herbicides were evaluated (Table 2). The *A* and *H* factors evaluated at the same time varied across experiments as described above. Fomesafen, S-metolachlor, and mesotrione were evaluated in the same experiment on 30 accessions. Atrazine and metribuzin were evaluated in the same experiment on 29 accessions. Each experiment included an NTC of each accession.

Experimental units consisted of approximately 190 seeds (measured by volume) planted 1.5 cm deep in 360-ml pot (8.9 cm Kord Traditional Square Pot; The HC Companies, Twinsburg, OH) filled with nonsterilized field soil (silty clay loam; 6.4 pH; 3.0% organic matter; 18% sand, 53% silt, and 30% clay by weight).



**Table 1.** Postemergence herbicide treatments used to evaluate the response of waterhemp accessions.<sup>a</sup>


Active ingredient	Trade name	Formulation	WSSA SOA <sup>b</sup>	Accessions evaluated	Rate <sup>c</sup>				Herbicide manufacturer
					Herbicide		Adjuvant		
					1x	3x	HSOC <sup>d</sup>	AMS <sup>d</sup>	
					—g ai or ae ha <sup>-1</sup> —		v/v %	g ha <sup>-1</sup>	
Imazethapyr	Pursuit®	2 L	ALS, Group 2	85	72	216	0.63	2,352	BASF Corporation, Research Triangle Park, NC
Dicamba	XtendiMax®	2.9 L	AM, Group 4	29	565	1,695	–	–	Monsanto Company, St. Louis, MO
2,4-D	Enlist One™	3.8 L	AM, Group 4	29	800	2,400	–	–	Dow AgroSciences, LLC, Indianapolis, IN
Atrazine	Aatrex®	4 L	PS II, Group 5	81	1,121	3,363	0.83	–	Syngenta Crop Protection, LLC Greensboro, NC
Glyphosate	Roundup PowerMax®	4.5 L	EPSPS, Group 9	88	864	2,592	–	2,184	Monsanto Company, St. Louis, MO
Glufosinate	Liberty®	280 SL	GS, Group 10	26	654	1,962	–	2,242	Bayer CropScience LP, Research Triangle Park, NC
Fomesafen	Flexstar®	1.88 SL	PPO, Group 14	26	263	789	0.5	1,428	Valent U.S.A Corporation, Walnut Creek, CA
Mesotrione	Callisto®	4 SC	HPPD, Group 27	26	106	318	0.5	1,428	Syngenta Crop Protection, LLC Greensboro, NC

<sup>a</sup>Abbreviations: ALS, acetolactate synthase; AM, auxin mimic; AMS ammonium sulfate; EPSPS, enolpyruvyl shikimate phosphate synthase; GS, glutamine synthetase; HPPD, hydroxyphenyl pyruvate dioxygenase; HSOC, high surfactant oil concentrate; L, liquid; SL, soluble liquid; SC, soluble concentrate; POST, postemergence; PPO, protoporphyrinogen oxidase; PS II, photosynthesis at photosystem II – serine 264 binders; SOA, site of action; WSSA, Weed Science Society of America.

<sup>b</sup>Group represents the herbicide SOA as classified by the WSSA.

<sup>c</sup>The 1x herbicide adjuvant rates were based on the respective herbicide label crop use directions for POST application in corn or soybean, and recommendations for controlling waterhemp when specified.

<sup>d</sup>A dash (-) indicates adjuvant was not included.

**Figure 2.** Plant survival rating used for herbicide resistance classification for waterhemp response to postemergence-applied herbicides.

The soil was watered immediately after planting and before herbicide application to facilitate seed germination. Preemergence herbicide treatments were applied using the spray chamber and carrier volume described above, equipped with a AI9502EVS nozzle (TeeJet Technologies®). Plants were watered daily and fertigated weekly with 20-10-20 water-soluble fertilizer (Peters Professional®) delivering 500 ppm of nitrogen and potassium, respectively, and 250 ppm of phosphorus. The daily watering promoted PRE herbicide activation in soil following application. Environmental conditions in the greenhouse were the same as described above for the POST experiments.

At 28 DAT, emerged plants per experimental unit were counted. The count data were converted into percent plant density

reduction compared with the NTC using Equation 2 (adapted from Wortman 2014).

$$\text{Plant Density Reduction (\%)} = \left( 1 - \frac{PCEU}{PCNTC} \right) \times 100 \quad [2]$$

where *PCEU* represents the plant counts of the experimental unit and *PCNTC* represents the plant counts mean of the NTC for the respective accession.

Herbicide × rate treatments that provided <90% (± standard error) plant density reduction were classified as ineffective for each accession (adapted from Vennapusa et al. 2018; adopted by Faleco et al. 2022).

### Assessment of Target-Site Resistance for EPSPS- and PPO-inhibitor Herbicides

Target-site resistance for EPSPS- and PPO-inhibitor herbicides was assessed for the 26 accessions evaluated in the fomesafen POST experiment, using leaf tissue from five plants per accession. These accessions were also evaluated in the glyphosate POST experiment. The assessments were conducted by the University of Illinois Plant Clinic (Urbana, IL) using the methodology described by Chatham et al. (2015), which identifies *EPSPS* gene amplification for glyphosate resistance, and the methodology described by Wuerffel et al. (2015), which identifies ΔG210 protoporphyrinogen oxidase mutation for PPO resistance.

### Statistical Analyses

A generalized linear mixed model with Gaussian distribution was fitted to the biomass reduction data (POST experiment) and plant density reduction data (PRE experiment) using the GLMMTMB package version 1.0.2.1 (Brooks et al. 2017). Analysis of variance

**Table 2.** Preemergence herbicide treatments used to evaluate the response of waterhemp accessions.<sup>a</sup>

Active ingredient	Trade name	Formulation	WSSA SOA <sup>b</sup>	Accessions evaluated	Herbicide rate <sup>c</sup>			Herbicide manufacturer
					0.5×	1×	3×	
					g ai ha <sup>-1</sup>			
Atrazine	Aatrex®	4 L	PS II, Group 5	29	560.5	1,121	3,363	Syngenta Crop Protection, LLC Greensboro, NC
Metribuzin	Tricor®	75 DF	PS II, Group 5	29	262.5	525	1,575	United Phosphorus, Inc., King of Prussia, PA
Fomesafen	Flexstar®	1.88 SL	PPO, Group 14	30	131.5	263	789	FMC Corporation, Philadelphia, PA
S-metolachlor	Dual II Magnum®	7.64 EC	VLCFA, Group 15	30	892.5	1,785	5,355	Syngenta Crop Protection, LLC Greensboro, NC
Mesotrione	Callisto®	4 SC	HPPD, Group 27	30	135	270	810	Syngenta Crop Protection, LLC Greensboro, NC

<sup>a</sup>Abbreviations: DF, dry flowable; EC, emulsifiable concentrate; HPPD, hydroxyphenyl pyruvate dioxygenase; L, liquid; PPO, protoporphyrinogen oxidase; PS II, photosynthesis at photosystem II – serine 264 binders; SL, soluble liquid; SC, soluble concentrate; SOA site of action; VLCFA, very long-chain fatty acid synthesis; WSSA, Weed Science Society of America.

<sup>b</sup>Group represents the herbicide SOA as classified by the WSSA.

<sup>c</sup>The 1× herbicide rate was based on the respective herbicide label crop use directions for preemergence application in corn or soybean on medium not highly erodible soils with 3.0% organic matter, and recommendations for controlling waterhemp when specified.

type II Wald Chi-square was performed followed by Tukey's honestly significant difference test ( $\alpha = 0.05$ ) pairwise comparisons using the EMMEANS package version 1.5.4 (Lenth 2020). To have a general assessment of the response of waterhemp accessions from Wisconsin to the POST and PRE herbicide treatments, herbicide and rate were considered as fixed effects, whereas accession and experimental run as random effects. Both response variables were logit-transformed to improve normality assumptions (Barnes et al. 2020; Davies et al. 2019, 2020; Striegel et al. 2020; Warton and Hui 2011). Back transformed means are presented for ease of result interpretation. Statistical analyses were performed using R software version 4.0.3 (R Core Team 2020) and RStudio software version 1.4.1103 (RStudio Team 2021).

## Results and Discussion

### Waterhemp Response to POST Herbicides

Ninety-eight percent and 88% of the accessions exhibited  $\geq 50\%$  plant survival after exposure to imazethapyr and glyphosate POST at the 3× rate, respectively (Figure 3). Seventeen percent, 16%, and 3% of the accessions exhibited  $\geq 50\%$  plant survival after exposure to 2,4-D, atrazine, and dicamba POST at the 1× rate, respectively. Survival of all accessions was  $\leq 25\%$  after exposure to 2,4-D or dicamba POST at the 3× rate, or glufosinate, fomesafen, and mesotrione POST at either rate evaluated in this study. No plant of any accession survived exposure to glufosinate at either rate.

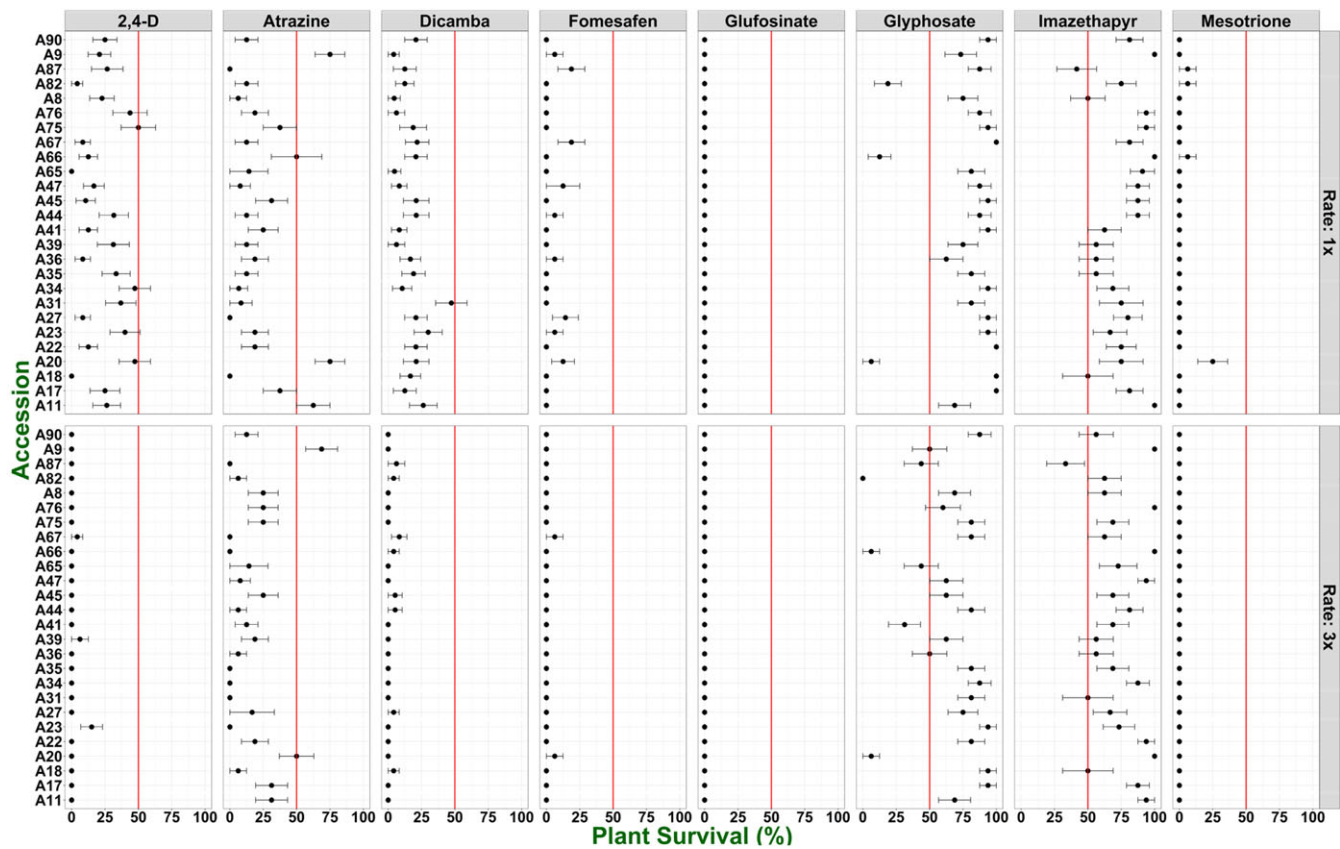
Among the 26 accessions evaluated for all herbicides at the 1× rate applied POST, 58% exhibited  $\geq 50\%$  survival after exposure to imazethapyr and glyphosate (Figure 4; herbicide treatments applied separately, not tank mixed); 12% after exposure to imazethapyr, glyphosate, and atrazine; and other 12% after exposure to imazethapyr, glyphosate, and 2,4-D. One accession (A75, Fond du Lac County) exhibited  $\geq 50\%$  survival after exposure to imazethapyr, atrazine, glyphosate, and 2,4-D POST at the 1× rate.

ANOVA exhibited a significant two-way interaction between herbicide and rate for biomass reduction ( $P < 0.0001$ ). For the POST 1× rate, biomass reduction did not differ among glufosinate, mesotrione, and fomesafen ( $\geq 97\%$ ; Figure 5), which was greater than for atrazine, 2,4-D, and dicamba (95%, 95%, 94%, respectively), followed by glyphosate (35%) and imazethapyr (27%).

For the POST 3× rate, biomass reduction did not differ among glufosinate, mesotrione, fomesafen, 2,4-D, dicamba, and atrazine ( $\geq 97\%$ ), which was greater than for glyphosate (69%) and imazethapyr (33%).

Resistance to ALS, PS II, and EPSPS inhibitors in waterhemp has been widely reported in the United States (Evans et al. 2019; Heap 2022; Sarangi et al. 2019; Singh et al. 2020; Vieira et al. 2018). Murphy et al. (2019) reported that atrazine and glyphosate resistance was very frequent among waterhemp accessions evaluated from Ohio, whereas lactofen resistance was less frequent. In their study, a target-site resistance mechanism was observed for lactofen and glyphosate, but not for atrazine. Vennapusa et al. (2018) reported that atrazine applied POST was ineffective in the majority of waterhemp accessions evaluated from Nebraska, with the non-target site resistance (NTSR) mechanism via glutathione S-transferase present. Schryver et al. (2017) confirmed imazethapyr, glyphosate, and atrazine resistance in 100%, 82%, and 76% of the accessions from Ontario, Canada. In their experiment, 61% of the accessions were resistant to all three herbicides. Moreover, several waterhemp accessions have been confirmed to be resistant to multiple SOAs, including auxin mimics (Bernards et al. 2012; Crespo et al. 2017; Schultz et al. 2015), with a single waterhemp accession being resistant to six herbicide SOAs (Shergill et al. 2018).

Between 2014 and 2018, ALS inhibitors were applied at least once in 67% of the fields where the accessions with  $\geq 50\%$  survival after exposure to imazethapyr at the 3× rate applied POST were sampled, with predominance of flumetsulam (commercial tank mix with acetochlor and clopyralid) applied PRE in corn, and imazethapyr (commercial tank mix with glyphosate) applied POST in soybean (Supplementary Table S1). Widespread occurrence of ALS inhibitor resistance in waterhemp is a good example of how important it is to preserve herbicide SOAs. This resistance began appearing in several Midwest U.S. states in the early 1990s and became widespread within about 5 yr after rapid adoption of this SOA for waterhemp management (Heap 2022; Tranel 2021). In recent years, this resistance has been the norm rather than the exception, being present in essentially every field accession of waterhemp and in naturalized riparian populations from Ohio (Tranel 2021; Waselkov 2013). Moreover, research has demonstrated that the ALS inhibitor resistance fitness cost may vary depending on the weed species. For instance, Werle et al. (2016, 2017) reported a lack



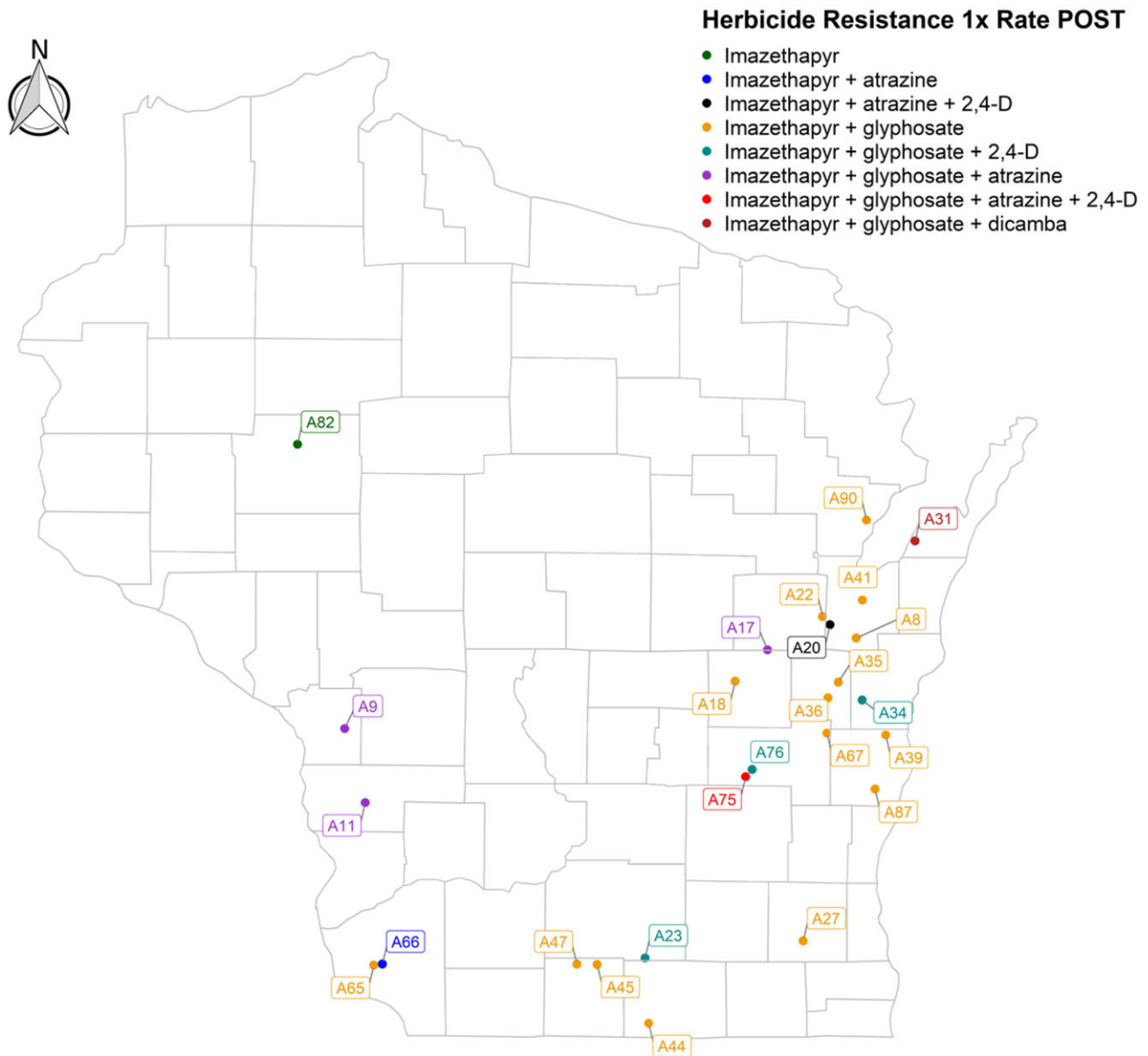
**Figure 3.** Waterhemp plant survival ( $\pm$  standard error) in response to postemergence-applied herbicides. Accessions with survival  $\geq 50\%$  (represented by the red line) were classified as resistant to each herbicide  $\times$  rate treatment. Data from the 26 accessions evaluated for all herbicides applied postemergence are presented.

of strong ALS inhibitor resistance fitness cost in shattercane [*Sorghum bicolor* (L.) Moench ssp. *drummondii* (Nees ex Steud.) de Wet ex Davidse] and johnsongrass [*Sorghum halepense* (L.) Pers.]. On the other hand, Wu et al. (2018) reported ALS inhibitor resistance fitness cost in waterhemp, but not for resistance to PS II, EPSPS, PPO, and HPPD inhibitors.

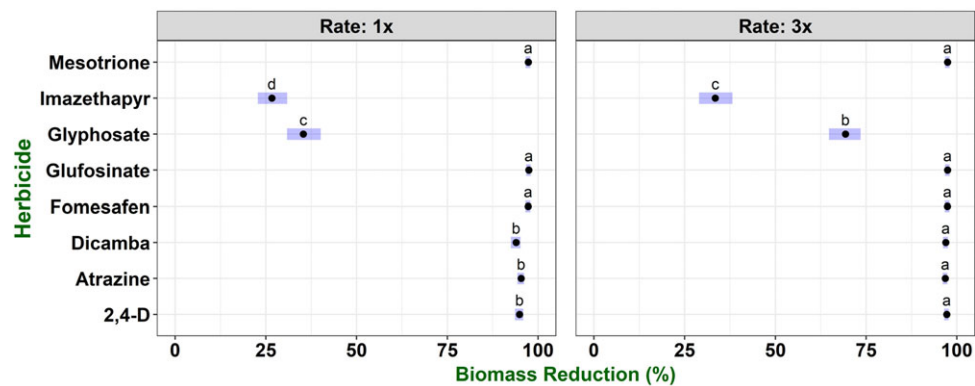
In our study, elevated survival after exposure to atrazine applied POST was not very frequent (16% of the accessions exhibited  $\geq 50\%$  survival after exposure to atrazine at the 1 $\times$  rate applied POST; Figure 3), nor was a lack of biomass reduction observed (95% biomass reduction at the 1 $\times$  rate applied POST; Figure 5). Although atrazine is one of the most widely used corn herbicides in Wisconsin (USDA-NASS 2015, 2017, 2018, 2019), between 2014 and 2018, atrazine was applied at least once in only 35% of the fields from which the 81 accessions evaluated for atrazine were collected (Supplementary Table S1). In contrast, atrazine was applied at least once in 69% of the fields from which the accessions with  $\geq 50\%$  survival after exposure to atrazine at the 1 $\times$  rate applied POST were sampled. We believe that the reduced use of atrazine in most of the sampled fields during this 5-yr period that preceded seed collection, and perhaps for a longer period, minimized selection pressure for atrazine resistance. Additionally, the Wisconsin rules and regulations for atrazine use are more restrictive than the Federal standards, such as establishing maximum application rates given soil texture and use pattern, and established atrazine prohibition areas (WI-DATCP 2021, ATCP 30.31). All the accessions with  $\geq 50\%$  survival after exposure to atrazine at the 1 $\times$  rate applied POST were sampled from fields outside the established atrazine prohibition areas (Figure 4).

On the other hand, the selection pressure associated with the over-use of glyphosate may help to explain our findings that 88% of the accessions exhibited  $\geq 50\%$  survival after exposure to glyphosate at the 3 $\times$  rate applied POST. Between 2014 and 2018, glyphosate was applied at least once in 90% of the fields from which these accessions were sampled (Supplementary Table S1). Glyphosate resistance is a good example of the critical need to reduce over-reliance on single approaches to weed management. The first case of glyphosate resistance in weeds was reported in 1996 as a rigid ryegrass (*Lolium rigidum*) accession evolved resistance after 15 yr of multiple glyphosate treatments (Pratley et al. 1996, 1999). Around the same time, Powles et al. (1998) reported glyphosate resistance in a different rigid ryegrass accession collected from an orchard where glyphosate had been used two or three times a year for 15 yr to control weeds within rows of trees. Both authors strongly emphasized the importance of integrated weed management and careful use of selective herbicides to preserve the efficacy of glyphosate. Rosenbaum and Bradley (2013) reported that glyphosate-resistant waterhemp were more likely to occur in fields with no other weed species present at the end of the season, continuous cropping of soybean, exclusive use of glyphosate for several consecutive seasons, and waterhemp plants showing obvious signs of surviving herbicide treatment compared to fields characterized with glyphosate-susceptible waterhemp. They suggested that these four site parameters, and certain combinations of them, serve as predictors of glyphosate resistance in future waterhemp populations.

The A20 and A75 accessions ( $\geq 50\%$  survival after exposure 1 $\times$  2,4-D applied POST), and the A31 accession ( $\geq 50\%$  survival after



**Figure 4.** Geographic distribution of Wisconsin waterhemp accessions exhibiting herbicide resistance 1x rate applied postemergence. Herbicide treatments were applied separately (not tank mixed). Data from the 26 accessions evaluated for all herbicides applied postemergence are presented.



**Figure 5.** Waterhemp biomass reduction represented by the two-way interaction between postemergence-applied herbicide and rate. Accessions were considered as a random effect. The blue boxes represent the 95% confidence intervals. Treatments with the same letters did not differ according to Tukey's honestly significant difference test at  $\alpha = 0.05$ .



exposure 1× dicamba applied POST) were not exposed to any auxin mimic between 2014 to 2018 (Supplementary Table S1). These results may be a possible indicative for NTSR metabolic resistance, which means plants can evolve resistance to herbicides that had never been sprayed in the field (Rigon et al. 2020; Shyam et al. 2021; Yu and Powles 2014).

### Waterhemp Response to PRE Herbicides

Forty-five percent and 3% of the accessions exhibited <90% plant density reduction after exposure to atrazine applied PRE at the 3× rate and fomesafen applied PRE at the 1× rate, respectively (Figure 6). Three percent of the accessions exhibited <90% plant density reduction after exposure to S-metolachlor or mesotrione applied PRE at the 0.5× rate. Plant density reduction of all accessions was ≥96% after exposure to fomesafen applied PRE at the 3× rate, or to metribuzin, S-metolachlor mesotrione applied PRE at the 1× rate.

ANOVA exhibited a significant two-way interaction between herbicide and rate for plant density reduction ( $P < 0.0001$ ). At the 0.5× rate, plant density reduction did not differ for S-metolachlor, metribuzin, and mesotrione (≥97%; Figure 7), which was greater than that for fomesafen (96%), and atrazine (77%). At the 1× and 3× rates, plant density reduction for S-metolachlor, metribuzin, mesotrione, and fomesafen (≥97%) was greater than that for atrazine (≤93%).

Preemergence herbicides have a very important role to play in integrated weed management. However, biotic and abiotic factors such as interactions among weather, soil, microorganisms, and herbicide, might affect the performance of PRE herbicides (Dao and Lavy 1978; Fang et al. 2015; Houot et al. 2000; Jing et al. 2020; Takeshita et al. 2019). For example, Vennapusa et al. (2018) reported more effective waterhemp control with atrazine applied PRE rather than POST, although it was still unsatisfactory in both cases. In contrast, our study found greater atrazine performance when it was applied POST rather than PRE. Comparing the soil characteristics from the study by Vennapusa et al. 2018 (loam, 6.4 pH, 1.7% organic matter) vs. the characteristics of soil in our study (silty clay loam, 6.4 pH, 3.0% organic matter; 18% sand, 53% silt, and 30% clay by weight), our soil contained a greater amount of organic matter and clay. Higher amounts of organic matter and/or clay is generally associated with increased adsorption of S-triazines (Talbert and Fletchall 1965), and therefore, we believe this condition might help to elucidate our results.

The use of reduced PRE herbicide rates as an attempt to reduce costs, herbicide carryover, and/or environmental impacts may increase the selection pressure and lead to rapid herbicide resistance evolution (Belz 2020; Manalil et al. 2011; Maxwell and Mortimer 1994; Norsworthy 2012; Tehranchian et al. 2017; Vieira et al. 2020). Our results suggest that herbicides applied PRE at the 0.5× label rate might provide reduced waterhemp control. Consequently, the reliance on herbicides applied POST may increase and, in the end, the short-term economic benefits associated with using reduced herbicide rates are quickly outweighed by the future costs related to herbicide resistance evolution and spread (Gressel 1997).

### Assessment of Target-Site Resistance for EPSPS- and PPO-inhibitor Herbicides

Fifty percent of the 26 accessions evaluated exhibited both EPSPS gene amplification and ΔG210 protoporphyrinogen oxidase mutation, 35% exhibited only the EPSPS gene amplification,

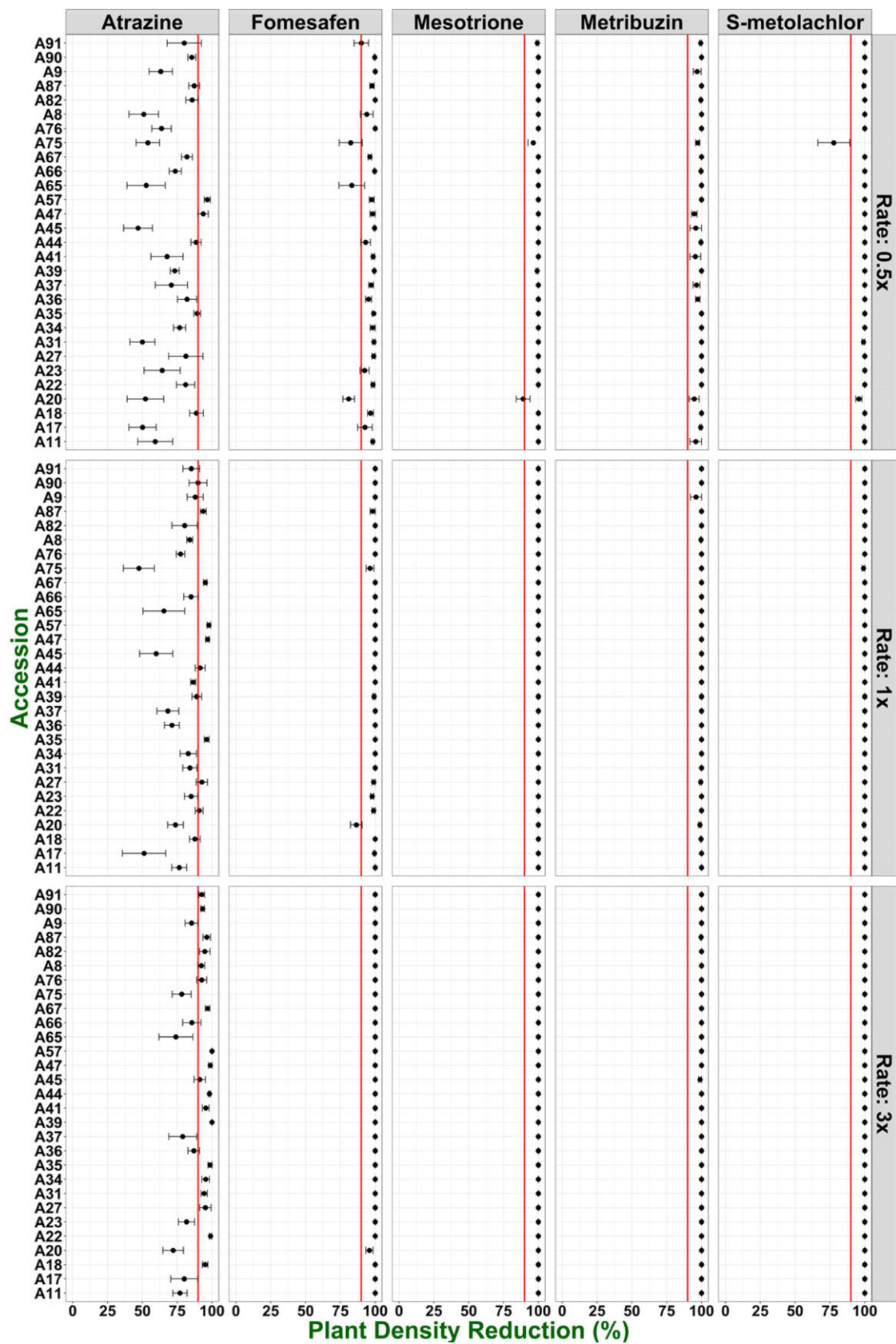
4% exhibited the ΔG210 protoporphyrinogen oxidase mutation only, and 11% did not exhibit these target-site alterations (data not shown).

Comparing the target-site assessment results to the glyphosate POST experiment, all accessions containing the EPSPS gene amplification also exhibited ≥50% plant survival after exposure to glyphosate applied POST at the 1× rate, supporting our resistance classification methodology. Three accessions (A15, A57, and A76) exhibited ≥50% plant survival after exposure to glyphosate applied POST at the 1× rate but did not exhibit the EPSPS gene amplification. This evidence warrants further investigation of other glyphosate resistance mechanisms, such as amino acid substitution (*PI06S*) and reduced glyphosate translocation (Bell et al. 2013; Nandula et al. 2013).

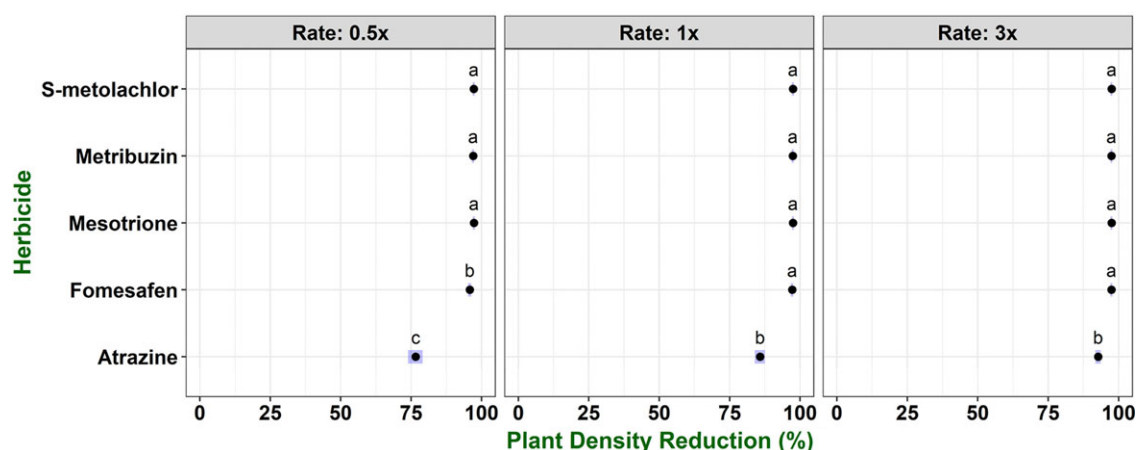
Comparing the target-site assessment results to the fomesafen POST experiment, 54% of the 26 accessions evaluated exhibited the ΔG210 protoporphyrinogen oxidase mutation, whereas no accession exhibited ≥50% plant survival after exposure to fomesafen applied POST at the 1× rate. We believe that these accessions might have a low-level resistance to PPO inhibitors that we were not able to detect in the POST experiment. Oliveira et al. (2021) also observed high mortality of Palmer amaranth (*Amaranthus palmeri* S. Watson) in greenhouse conditions, even with most of the accessions containing the ΔG210 protoporphyrinogen oxidase mutation. They suggested several factors that may help to understand this phenomenon, such as having 1× as the lowest herbicide rate, ideal greenhouse conditions for herbicide application and performance compared to the field, or the opposite, with limited root growth due to pot size affecting plant ability to overcome herbicide effects. This warrants further investigation.

Best management practices, as proposed by Norsworthy et al. (2012), are of paramount importance for long-term sustainability of weed management, particularly in cases of NTSR. Avoiding new introductions of waterhemp, preventing established infestations from reproducing, and preventing seed movement are important; equipment cleaning and weed-free crop seeds may help in this context. Enhancing crop competitiveness, routinely scouting fields, diversifying and mixing herbicide SOAs as often as possible, and respecting the labeled herbicide rates and recommended weed sizes are necessary. Continued community efforts, education, training, economic incentives, and policies are of critical importance to move farmers to more sustainable weed management systems (Liu et al. 2020; Moss 2019; Peterson et al. 2018). Research, development, and successful implementation of innovative weed management tools such as biopesticides, computer vision, decision tools, robotics, and machine learning may also play important roles in near future and mitigate the reliance on herbicides (Arakeri et al. 2017; Coleman et al. 2019; Fennimore and Cutulle 2019; McCool et al. 2018; Panpatte and Ganeshkumar 2021; Westwood et al. 2018).

In conclusion, our results suggest that ≥88% of the accessions evaluated are resistant (≥50% survival) to both imazethapyr and glyphosate applied POST. Seventeen percent, 16%, and 3% of the accessions are resistant to 2,4-D, atrazine, and dicamba applied POST, respectively. All accessions were susceptible (<50% survival) to glufosinate, fomesafen, and mesotrione applied POST. The A75 accession (Fond du Lac County, WI) exhibited multiple resistance to imazethapyr, glyphosate, atrazine, and 2,4-D applied POST. Moreover, atrazine and fomesafen applied PRE were ineffective (<90% plant density reduction) for 45% and 3%, respectively, of the accessions evaluated. Metribuzin, S-metolachlor, and mesotrione applied PRE effectively controlled (≥90% plant density



**Figure 6.** Waterhemp plant density reduction ( $\pm$  standard error) in response to preemergence-applied herbicides. Treatments with plant density reduction  $<90\%$  (represented by the red line) were classified as ineffective. Data from the 29 accessions evaluated for all herbicides applied preemergence are presented.



**Figure 7.** Waterhemp plant density reduction represented by the two-way interaction between preemergence-applied herbicide and rate. Accessions were considered as a random effect. The blue boxes represent the 95% confidence intervals. Treatments with the same letters did not differ according to Tukey's honestly significant difference test at  $\alpha = 0.05$ .

reduction) each accession at 1× and 3× rates. Herbicides applied PRE at the 0.5× rate provided reduced waterhemp control and might increase the reliance on herbicides applied POST. Proactive resistance management and the use of effective PRE and POST herbicides as part of an integrated weed management program, are fundamental for waterhemp management in Wisconsin.

**Supplementary material.** To view supplementary material for this article, please visit <https://doi.org/10.1017/wet.2022.81>

**Acknowledgments.** We thank the Wisconsin Soybean Marketing Board for funding Felipe Faleco's graduate research assistantship, the stakeholders for collecting and sending seed samples, students and staff in the University of Wisconsin-Madison Cropping Systems Weed Science Program for their technical assistance with the greenhouse experiments, and Diane Elizabeth Plewa and the University of Illinois Plant Clinic for conducting the molecular analyses. No conflicts of interest have been declared.

## References

- Arakeri MP, Kumar BPV, Barsaiya S, Sairam HV (2017) Computer vision based robotic weed control system for precision agriculture. Pages 1201–1205 in International conference on advances in computing, communications and informatics (ICACCI), Udupi, India, September 13–16, 2017
- Barnes ER, Knezevic SZ, Lawrence NC, Irmak S, Rodriguez O, Jhala AJ (2020) Control of velvetleaf (*Abutilon theophrasti*) at two heights with POST herbicides in Nebraska popcorn. *Weed Technol* 34:560–567
- Bell MS, Hager AG, Tranel PJ (2013) Multiple resistance to herbicides from four site-of-action groups in waterhemp (*Amaranthus tuberculatus*). *Weed Sci* 61:460–468
- Belz RG (2020) Low herbicide doses can change the responses of weeds to subsequent treatments in the next generation: metamitron exposed PSII-target-site resistant *Chenopodium album* as a case study. *Pest Manag Sci* 76:3056–3065
- Bernards ML, Crespo RJ, Kruger GR, Gaussoin R, Tranel PJ (2012) A waterhemp (*Amaranthus tuberculatus*) population resistant to 2,4-D. *Weed Sci* 60:379–384
- Brooks ME, Kristensen K, Van Benthem KJ, Magnusson A, Berg CW, Nielsen A, Skaug HJ, Marchler M, Bolker BM (2017) glmmTMB balances speed and flexibility among packages for zero-inflated generalized linear mixed modeling. *R J* 9:378–400
- Butts T, Davis VM (2015) Glyphosate resistance confirmed in two Wisconsin common waterhemp (*Amaranthus rudis*) populations. University of Wisconsin-Madison Crop Weed Science Blog. <https://wcws.cals.wisc.edu/documents/>. Accessed: March 28, 2021
- Coleman GRY, Stead A, Rigter MP, Xu Z, Johnson D, Brooker GM, Sukkarieh S, Walsh MJ (2019) Using energy requirements to compare the suitability of alternative methods for broadcast and site-specific weed control. *Weed Technol* 33:633–650
- Chatham LA, Bradley KW, Kruger GR, Martin JR, Owen MD, Peterson DE, Mithila J, Tranel PJ (2015) A Multistate Study of the Association Between Glyphosate Resistance and EPSPS Gene Amplification in Waterhemp (*Amaranthus tuberculatus*). *Weed Sci* 63:569–577
- Comont D, Neve P (2021) Adopting epidemiological approaches for herbicide resistance monitoring and management. *Weed Res* 61:81–87
- Crespo RJ, Wingeyer AB, Kruger GR, Riggins CW, Tranel PJ, Bernards ML (2017) Multiple-herbicide resistance in a 2,4-D-resistant waterhemp (*Amaranthus tuberculatus*) population from Nebraska. *Weed Sci* 65:743–754
- Dao TH, Lavy TL (1978) Atrazine adsorption on soil as influenced by temperature, moisture content and electrolyte concentration. *Weed Sci* 26:303–308
- Davies LR, Hull R, Moss S, Neve P (2019) The first cases of evolving glyphosate resistance in UK poverty brome (*Bromus sterilis*) populations. *Weed Sci* 67:41–47
- Davies LR, Onkokesung N, Brazier-Hicks M, Edwards R, Moss S (2020) Detection and characterization of resistance to acetolactate synthase inhibiting herbicides in *Anisantha* and *Bromus* species in the United Kingdom. *Pest Manag Sci* 76:2473–2482
- Evans CM, Strom SA, Riechers DE, Davis AS, Tranel PJ, Hager AG (2019) Characterization of a waterhemp (*Amaranthus tuberculatus*) population from Illinois resistant to herbicides from five site-of-action groups. *Weed Technol* 33:400–410
- Faleco FA, Oliveira MC, Arneson NJ, Renz M, Stoltenberg DE, Werle R (2022) Multiple resistance to imazethapyr, atrazine, and glyphosate in a recently introduced Palmer amaranth (*Amaranthus palmeri*) accession in Wisconsin. *Weed Technol* 36: 344–351
- Fang H, Lian J, Wang H, Cai L, Yu Y (2015) Exploring bacterial community structure and function associated with atrazine biodegradation in repeatedly treated soils. *J Hazard Mater* 286:457–465
- Fennimore SA, Cutulle M (2019) Robotic weeders can improve weed control options for specialty crops. *Pest Manag Sci* 75:1767–1774
- Gressel J (1997) Burgeoning resistance requires new strategies. Pages 3–14 in De Prado R, Jorrin J, Garcia-Torres L, eds. *Weed and Crop Resistance to Herbicides*. Dordrecht: Springer
- Hammer D, Drewitz N, Conley S, Stoltenberg D (2016) Common waterhemp (*Amaranthus rudis*): confirmed herbicide resistance and spread across wisconsin. University of Wisconsin-Madison Integrated Pest and Crop Management Blog. <https://ipcm.wisc.edu/blog/2016/10/common-waterhemp-amaranthus-rudis-confirmed-herbicide-resistance-and-spread-across-wisconsin/>. Accessed: March 2, 2021



- Hausman NE, Singh S, Tranel PJ, Riechers DE, Kaundun SS, Polge ND, Thomas DA, Hager AG (2011) Resistance to HPPD-inhibiting herbicides in a population of waterhemp (*Amaranthus tuberculatus*) from Illinois, United States. *Pest Manag Sci* 67:258–261
- Heap I (2022) The International Herbicide-Resistant Weed Database. [www.weedscience.org](http://www.weedscience.org). Accessed: July 20, 2022
- Houot S, Topp E, Yassir A, Soulas G (2000) Dependence of accelerated degradation of atrazine on soil pH in French and Canadian soils. *Soil Biol Biochem* 32:615–625
- Jing S, Lan MX, Wen W, Jing Z, Hao Z, Jun WY (2020) Adsorption characteristics of atrazine on different soils in the presence of Cd(II). *Adsorpt Sci Technol* 38:225–239
- Kohlhase DR, Edwards JW, Owen MD (2018) Inheritance of 4-hydroxyphenylpyruvate dioxygenase inhibitor herbicide resistance in an *Amaranthus tuberculatus* population from Iowa, USA. *Plant Sci* 274:360–368
- Lenth R (2020) emmeans: estimated marginal means, aka least-square means. R package version 1.5.4 <https://CRAN.R-project.org/package=emmeans>. Accessed: May 15, 2022
- Liu C, Neve P, Glasgow L, Wuerffel RJ, Owen MD, Kaundun SS (2020) Modeling the sustainability and economics of stacked herbicide-tolerant traits and early weed management strategy for waterhemp (*Amaranthus tuberculatus*) control. *Weed Sci* 68:179–185
- Manalil S, Busi R, Renton M, Powles SB (2011) Rapid evolution of herbicide resistance by low herbicide dosages. *Weed Sci* 59:210–217
- Maxwell BD, Mortimer AM (1994) Selection for herbicide resistance. Pages 1–25 in Powles SB, Holtum JA, eds. *Herbicide Resistance in Plants: Biology and Biochemistry* (2nd ed.). Boca Raton, FL: CRC Press
- McCool C, Beattie J, Firn J, Lehnert C, Kulk J, Bawden O, Russel R, Perez T (2018) Efficacy of mechanical weeding tools: a study into alternative weed management strategies enabled by robotics. *IEEE Robot Autom Lett* 3:1184–1190
- Moss S (2019) Integrated weed management (IWM): why are farmers reluctant to adopt non-chemical alternatives to herbicides? *Pest Manag Sci* 75:1205–1211
- Murphy BP, Larran AS, Ackley B, Loux MM, Tranel PJ (2019) Survey of glyphosate-, atrazine- and lactofen-resistance mechanisms in Ohio waterhemp (*Amaranthus tuberculatus*) populations. *Weed Sci* 67:296–302
- Nandula VK, Ray JD, Ribeiro DN, Pan Z, Reddy KN (2013) Glyphosate resistance in tall waterhemp (*Amaranthus tuberculatus*) from Mississippi is due to both altered target-site and nontarget-site mechanisms. *Weed Sci* 61:374–383
- Norsworthy JK (2012) Repeated sublethal rates of glyphosate lead to decreased sensitivity in Palmer amaranth. *Crop Manag* 11:1–6
- Norsworthy JK, Ward SM, Shaw DR, Llewellyn RS, Nichols RL, Webster TM, Bradley KW, Frisvold G, Powles SB, Burgos NR, Witt WW, Barret M (2012) Reducing the risks of herbicide resistance: best management practices and recommendations. *Weed Sci* 60(SPI):31–62
- Oliveira M, Giacomini D, Arsenijevic N, Vieira G, Tranel P, Werle R (2021) Distribution and validation of genotypic and phenotypic glyphosate and PPO-inhibitor resistance in Palmer amaranth (*Amaranthus palmeri*) from southwestern Nebraska. *Weed Technol* 35:65–76
- Panpatte S, Ganeshkumar C (2021) Artificial intelligence in agriculture sector: case study of blue river technology. Pages 147–153 in *Proceedings of The Second International Conference on Information Management and Machine Intelligence. Lecture Notes in Networks and Systems*. Vol. 166. Singapore: Springer
- Peterson MA, Collavo A, Ovejero R, Shivrain V, Walsh MJ (2018) The challenge of herbicide resistance around the world: a current summary. *Pest Manag Sci* 74:2246–2259
- Powles S, Lorraine-Colwill DF, Dellow JJ, Preston C (1998) Evolved resistance to glyphosate in rigid ryegrass (*Lolium rigidum*) in Australia. *Weed Sci* 46:604–607
- Pratley JE, Baines P, Eberbach PL, Incerti M, Broster JC (1996) Glyphosate resistance in annual ryegrass. Page 122 in *Proceedings of 11th Annual Conference of The Grassland Society of New South Wales*. Wagga Wagga, NSW, Australia, July 10–11, 1996
- Pratley J, Urwin N, Stanton R, Baines P, Broster J, Cullis K, Schafer D, Bohn J, Krueger R (1999) Resistance to glyphosate in *Lolium rigidum* I Bioevaluation. *Weed Sci* 47:405–411
- R Core Team (2020) R: A language and environment for statistical computing. R Foundation for Statistical Computing, Vienna, Austria. <https://www.R-project.org/>. Accessed: May 15, 2022
- Renz M (2018) Update on waterhemp and Palmer amaranth in Wisconsin. UW-Madison Integrated Pest and Crop Management Blog. <https://ipcm.wisc.edu/blog/2018/08/update-on-waterhemp-and-palmer-amaranth-in-wisconsin/>. Accessed: March 2, 2021
- Rigon CA, Gaines TA, Kupper A, Dayan FE (2020) Metabolism-based herbicide resistance, the major threat among the non-target site resistance mechanisms. *Outlooks Pest Manage* 31:164–168
- Rosenbaum KK, Bradley KW (2013) A survey of glyphosate-resistant waterhemp (*Amaranthus rudis*) in Missouri soybean fields and prediction of glyphosate resistance in future waterhemp populations based on in-field observations and management practices. *Weed Technol* 27:656–663
- RStudio Team (2021) RStudio: Integrated Development Environment for R. RStudio, PBC, Boston, MA. <http://www.rstudio.com/>. Accessed: May 15, 2022
- Sarangi D, Stephens T, Barker AL, Patterson EL, Gaines TA, Jhala AJ (2019) Protoporphyrinogen oxidase (PPO) inhibitor-resistant waterhemp (*Amaranthus tuberculatus*) from Nebraska is multiple herbicide resistant: confirmation, mechanism of resistance, and management. *Weed Sci* 67:510–520
- Schryver MG, Soltani N, Hooker DC, Robinson DE, Tranel PJ, Sikkema PH (2017) Glyphosate-resistant waterhemp (*Amaranthus tuberculatus* var. *rudis*) in Ontario, Canada. *Can J Plant Sci* 97:1057–1067
- Schultz JL, Chatham LA, Riggins CW, Tranel PJ, Bradley KW (2015) Distribution of herbicide resistances and molecular mechanisms conferring resistance in Missouri waterhemp (*Amaranthus rudis* sauer) populations. *Weed Sci* 63:336–345
- Shergill LS, Barlow BR, Bish MD, Bradley KW (2018) Investigations of 2,4-d and multiple herbicide resistance in a Missouri waterhemp (*Amaranthus tuberculatus*) population. *Weed Sci* 66:386–394
- Shoup DE, Al-Khatib K, Peterson DE (2003) Common waterhemp (*Amaranthus rudis*) resistance to protoporphyrinogen oxidase-inhibiting herbicides. *Weed Sci* 51:145–150
- Shyam C, Borgato E, Peterson D, Dille JA, Jugulam M (2021) Predominance of metabolic resistance in a six-way-resistant Palmer Amaranth (*Amaranthus palmeri*) population. *Front Plant Sci* 11:614618
- Singh V, Garetson R, McGinty J, Dotray P, Morgan G, Nolte S, Bagavathiannan M (2020) Distribution of herbicide-resistant waterhemp (*Amaranthus tuberculatus*) across row crop production systems in Texas. *Weed Technol* 34:129–139
- Stoltenberg DE (2018) Current state of herbicide resistance in Wisconsin. *Proceedings of the 2018 Wisconsin Agribusiness Classic*. Madison, Wisconsin, January 9–11, 2018
- Striegel A, Eskridge KM, Lawrence NC, Knezevic SZ, Kruger GR, Proctor CA, Hein GL, Jhala AJ (2020) Economics of herbicide programs for weed control in conventional, glufosinate-, and dicamba/glyphosate-resistant soybean across Nebraska. *Agron J* 112:5158–5179
- Talbert RE, Fletchall OH (1965) The adsorption of some s-triazines in soils. *Weeds* 13:46–52
- Takeshita V, Mendes KF, Alonso FG, Tornisiello VL (2019) Effect of organic matter on the behavior and control effectiveness of herbicides in soil. *Planta Daninha* v37:e019214401
- Tehranchian P, Norsworthy JK, Powles S, Bararpour MT, Bagavathiannan MV, Barber T, Scott RC (2017) Recurrent sublethal-dose selection for reduced susceptibility of Palmer amaranth (*Amaranthus palmeri*) to dicamba. *Weed Sci* 65:206–212
- Tranel PJ (2021) Herbicide resistance in *Amaranthus tuberculatus*. *Pest Manag Sci* 77:43–54
- [USDA-NASS] U.S. Department of Agriculture–National Agricultural Statistics Service (2015) Agricultural Chemical Use Program 2014 Corn and Potatoes Survey. Washington, DC: U.S. Department of Agriculture. [https://www.nass.usda.gov/Data\\_and\\_Statistics/Pre-Defined\\_Queries/2014\\_Corn\\_and\\_Potatoes/](https://www.nass.usda.gov/Data_and_Statistics/Pre-Defined_Queries/2014_Corn_and_Potatoes/). Accessed: March 5, 2021



- [USDA-NASS] U.S. Department of Agriculture–National Agricultural Statistics Service (2017) Agricultural Chemical Use Program 2016 Corn and Potatoes Survey. Washington, DC: U.S. Department of Agriculture. [https://www.nass.usda.gov/Data\\_and\\_Statistics/Pre-Defined\\_Queries/2016\\_Corn\\_and\\_Potatoes/index.php](https://www.nass.usda.gov/Data_and_Statistics/Pre-Defined_Queries/2016_Corn_and_Potatoes/index.php). Accessed: March 5, 2021
- [USDA-NASS] U.S. Department of Agriculture–National Agricultural Statistics Service (2018) Agricultural Chemical Use Program 2017 Corn, Soybean, and Wheat Survey. Washington, DC: U.S. Department of Agriculture. [https://www.nass.usda.gov/Data\\_and\\_Statistics/Pre-Defined\\_Queries/2017\\_Cotton\\_Soybeans\\_Wheat/index.php](https://www.nass.usda.gov/Data_and_Statistics/Pre-Defined_Queries/2017_Cotton_Soybeans_Wheat/index.php). Accessed: March 5, 2021
- [USDA-NASS] U.S. Department of Agriculture–National Agricultural Statistics Service (2019) Agricultural Chemical Use Program 2018 Corn, Peanuts, and Soybeans Survey. Washington, DC: U.S. Department of Agriculture. [https://www.nass.usda.gov/Data\\_and\\_Statistics/Pre-Defined\\_Queries/2018\\_Peanuts\\_Soybeans\\_Corn/](https://www.nass.usda.gov/Data_and_Statistics/Pre-Defined_Queries/2018_Peanuts_Soybeans_Corn/). Accessed: March 5, 2021
- Van Wychen L (2019) Survey of the most common and troublesome weeds in broadleaf crops, fruits and vegetables in the United States and Canada. Weed Science Society of America National Weed Survey Dataset. [https://wssa.net/wp-content/uploads/2019-Weed-Survey\\_broadleaf-crops.xlsx](https://wssa.net/wp-content/uploads/2019-Weed-Survey_broadleaf-crops.xlsx). Accessed: May 10, 2021
- Van Wychen L (2020) Survey of the most common and troublesome weeds in grass crops, pasture, and turf in the United States and Canada. Weed Science Society of America National Weed Survey Dataset. [https://wssa.net/wp-content/uploads/2020-Weed-Survey\\_grass-crops.xlsx](https://wssa.net/wp-content/uploads/2020-Weed-Survey_grass-crops.xlsx). Accessed: May 10, 2021
- Vennapusa AR, Faleco F, Vieira B, Samuelson S, Kruger GR, Werle R, Jugulam M (2018) Prevalence and mechanism of atrazine resistance in waterhemp (*Amaranthus tuberculatus*) from Nebraska. *Weed Sci* 66:595–602
- Vieira BC, Luck JD, Amundsen KL, Werle R, Gaines TA, Kruger GR (2020) Herbicide drift exposure leads to reduced herbicide sensitivity in *Amaranthus* spp. *Sci Rep* 10:2146
- Vieira BC, Samuelson SL, Alves GS, Gaines TA, Werle R, Kruger GR (2018) Distribution of glyphosate-resistant *Amaranthus* spp. in Nebraska. *Pest Manag Sci* 74:2316–2324
- Warton DI, Hui FK (2011) The arcsine is asinine: the analysis of proportions in ecology. *Ecology* 92:3–10
- Waselkov K (2013) Population genetics and phylogenetic context of weed evolution in the genus *amaranthus*: *amaranthaceae*. Thesis Dissertation, ETDs 1162. St. Louis, MO: Washington University
- Werle R, Begcy K, Yerka MK, Mower JP, Dweikat I, Jhala AJ, Lindquist JL (2017) Independent evolution of acetolactate synthase-inhibiting herbicide resistance in weedy sorghum populations across common geographic regions. *Weed Sci* 65:164–176.
- Werle R, Jhala AJ, Yerka MK, Anita Dille J, Lindquist JL (2016) Distribution of herbicide-resistant shattercane and johnsongrass populations in sorghum production areas of Nebraska and northern Kansas. *Agron J* 108: 321–328.
- Werle R, Oliveira M (2018) 2018 Wisconsin cropping systems weed science survey – where are we at? University of Wisconsin-Madison Weed Science Blog. <https://www.wiscweeds.info/post/2018-wisconsin-cropping-systems-weed-science-survey/>. Accessed: May 13, 2021
- Westwood JH, Charudattan R, Duke SO, Fennimore SA, Marrone P, Slaughter DC, Swanton C, Zollinger R (2018) Weed management in 2050: perspectives on the future of weed science. *Weed Sci* 66: 275–285
- [WI-DATCP] State of Wisconsin Department of Agriculture, Trade and Consumer Protection. ATCP 30.31 General restrictions and requirements for use of atrazine. Published under s. 35.93, Wis. Stats., by the Legislative Reference Bureau. [https://docs.legis.wisconsin.gov/code/admin\\_code/atcp/020/30.pdf#page=7](https://docs.legis.wisconsin.gov/code/admin_code/atcp/020/30.pdf#page=7). Accessed: March 6, 2021
- Wortman SE (2014). Integrating weed and vegetable crop management with multifunctional air-propelled abrasive grits. *Weed Technol* 28: 243–252
- Wu C, Davis AS, Tranel PJ (2018) Limited fitness costs of herbicide-resistance traits in *Amaranthus tuberculatus* facilitate resistance evolution. *Pest Manag Sci* 74:293–301
- Wuerffel RJ, Young JM, Lee RM., Tranel PJ, Lightfoot DA, Young BG (2015) Distribution of the  $\Delta G210$  protoporphyrinogen oxidase mutation in Illinois waterhemp (*Amaranthus tuberculatus*) and an improved molecular method for detection. *Weed Sci* 63:839–845
- Yu Q, Powles S (2014) Metabolism-based herbicide resistance and cross-resistance in crop weeds: A threat to herbicide sustainability and global crop production. *Plant Physiol* 166:1106–1118
- Zimbric JW, Stoltenberg DE, Renz M, Werle R (2018) Herbicide resistance in Wisconsin: An overview. Pages 64–65 in *Proceedings of the 73rd Annual Meeting of the North Central Weed Science Society*. Philadelphia, PA, January 9–11, 2018