

Cereal rye response to eight commonly used wheat herbicides

Authors: Hand, Lavesta C., Randell, Taylor M., and Culpepper, A. Stanley

Source: Weed Technology, 36(4) : 506-511

Published By: Weed Science Society of America

URL: <https://doi.org/10.1017/wet.2022.48>




BioOne Complete (complete.BioOne.org) is a full-text database of 200 subscribed and open-access titles in the biological, ecological, and environmental sciences published by nonprofit societies, associations, museums, institutions, and presses.

Your use of this PDF, the BioOne Complete website, and all posted and associated content indicates your acceptance of BioOne's Terms of Use, available at www.bioone.org/terms-of-use.

Usage of BioOne Complete content is strictly limited to personal, educational, and non - commercial use. Commercial inquiries or rights and permissions requests should be directed to the individual publisher as copyright holder.

BioOne sees sustainable scholarly publishing as an inherently collaborative enterprise connecting authors, nonprofit publishers, academic institutions, research libraries, and research funders in the common goal of maximizing access to critical research.

Cereal rye response to eight commonly used wheat herbicides

Lavesta C. Hand¹ , Taylor M. Randell²  and A. Stanley Culpepper³ 

Research Article

Cite this article: Hand LC, Randell TM, Culpepper AS (2022) Cereal rye response to eight commonly used wheat herbicides. *Weed Technol.* **36**: 506–511. doi: [10.1017/wet.2022.48](https://doi.org/10.1017/wet.2022.48)

Received: 27 April 2022
Revised: 14 June 2022
Accepted: 17 June 2022
First published online: 27 June 2022

Associate Editor:

Drew Lyon, Washington State University

Nomenclature:

fenoxaprop-P-ethyl; flumioxazin; halauxifen-methyl; pyroxasulfone; florasulam; mesosulfuron-methyl; pinoxaden; pyroxsulam; thifensulfuron-methyl; tribenuron-methyl; cereal rye, *Secale cereale* L.; wheat, *Triticum aestivum* L.

Keywords:

Herbicide tolerance; small grains weed management

Author for correspondence:

Lavesta C. Hand, University of Georgia, 4604 Research Way, Hort Building, Tifton, GA 31794.
Email: camphand@uga.edu

¹Assistant Professor, Department of Crop and Soil Sciences, University of Georgia, Tifton, GA, USA; ²Graduate Research Assistant, Department of Crop and Soil Sciences, University of Georgia, Tifton, GA, USA and ³Professor, Department of Crop and Soil Sciences, University of Georgia, Tifton, GA, USA

Abstract

The tolerance of cereal rye to eight herbicides registered for use in wheat, at two rates, was evaluated for potential labeling in cereal rye to expand limited chemical weed control options. Across five site-years, halauxifen-methyl + florasulam, pyroxsulam, and thifensulfuron-methyl + tribenuron-methyl applied at a 2X rate to cereal rye at Zadoks (Z) 13 caused less than 15% injury and had no impact on cereal rye density. These herbicides at the 2X rate reduced cereal rye heights 11% at 10 days after treatment (DAT), with rye recovering by 31 DAT; cereal rye heights were not reduced with these herbicides at their 1X rate. In contrast, significant injury was observed with the 1X rate of mesosulfuron-methyl (45%), pinoxaden (27%), and pinoxaden + fenoxaprop-P-ethyl (30%) applied postemergence; early-season height was reduced 19% to 26%. Residual herbicide pyroxasulfone applied as a delayed preemergence at Z 10 and flumioxazin + pyroxasulfone applied at Z 11 caused 27% to 28% and 16% to 47% injury, respectively, when the 1X rate was activated by rainfall within 2 d of application. These residual herbicides reduced cereal rye height and density up to 35% and 40%, respectively. Cereal rye grain yield was not influenced by herbicide or rate applied.

Introduction

Cereal rye is commonly grown as a winter cover crop because of its cold hardiness, drought tolerance, and ability to grow well on marginal soils (Bushuk 1976). It has additional uses as a pasture forage, hay, and grain, which is fed to livestock or consumed by humans as food and alcoholic beverages (Bushuk 1976; Hales et al. 2007; Shee et al. 2016). Cereal rye serves multiple purposes across the United States as a late-wintering forage for cattle or as a summer cover crop used to mitigate erosion, moisture loss, and weed interference in the subsequent cash-generating crop (Bunchek et al. 2020; Li et al. 2013; Wiggins et al. 2016). A study conducted in Arkansas indicated that cereal rye fed to cattle had greater nutritional benefits compared to oat (*Avena sativa* L.) and triticale (\times *Triticosecale* Wittm. ex A. Camus [*Secale* \times *Triticum*]), resulting in greater average daily gain and weight gain per area (Beck et al. 2007). Although wheat hectarage exceeded cereal rye nationally in 2018 (19.4 and 0.8 million hectares planted, respectively), Georgia growers planted a comparable number of hectares of both crops (76,923 to 80,972 ha) (USDA 2020). Furthermore, Georgia was second in the nation for cereal rye planted and harvested at 76,923 ha and 6,073 ha, respectively, with a value of US\$2.8 million (USDA 2020).

Weed management in cereal rye is challenging because of limited herbicide and tillage options. Although preplant tillage can be an effective approach to removing weeds at planting for growers not using conservation tillage production systems, weed control is needed for the entire season (Taylor and Everman 2015). In-crop tillage options are limited and often not practical, as cereal rye seed is often broadcast spread or drilled in rows spaced 19 cm apart (Buntin and Cunfer 2017; Tautges et al. 2016). Thus the success of in-season weed control in both conservation and conventional tillage production systems is highly dependent on herbicides. Registered herbicides are limited to 2,4-D, MCPA, bromoxynil, bromoxynil + pyrasulfotole, and prosulfuron (Marshall 2017). Although prosulfuron is registered, a 10-mo rotational restriction to cotton (*Gossypium hirsutum* L.), peanut (*Arachis hypogaea* L.), and soybean [*Glycine max* (L.) Merr.] limits its use, as these crops are often planted immediately after cereal rye harvest (Anonymous 2019c).

Italian ryegrass [*Lolium perenne* L. ssp. *multiflorum* (Lam.) Husnot], henbit (*Lamium amplexicaule* L.), chickweeds (*Stellaria* spp.), and annual bluegrass (*Poa annua* L.) are common and troublesome weeds that often escape treatment by registered herbicides (Anonymous 2015, 2018a, 2018b, 2019b; Buntin and Cunfer 2017; Webster 2012). Italian ryegrass is the most problematic weed infesting Georgia small grains, including cereal rye. Fast et al. (2009) estimated wheat yield loss at 16% in the presence of 30 Italian ryegrass plants m⁻². This resulted in a reduction in grade, an increase in dockage, and reduced price for wheat. Other studies concluded that

© The Author(s), 2022. Published by Cambridge University Press on behalf of the Weed Science Society of America. This is an Open Access article, distributed under the terms of the Creative Commons Attribution licence (<http://creativecommons.org/licenses/by/4.0/>), which permits unrestricted re-use, distribution and reproduction, provided the original article is properly cited.



Italian ryegrass uptake of nitrate and potassium was twice that of wheat and that wheat yield decreased 4.2% for every 10 Italian ryegrass plants m^{-2} . Henbit densities of 82 and 155 plants m^{-2} reduced wheat yields 13% and 38%, respectively, as a result of reduced tiller and spike densities (Conley and Bradley 2005). Common chickweed can be extremely competitive for both space and nutrients; common chickweed interference can reduce barley yield up to 80% (Mann and Barnes 1950).

Wheat has excellent tolerance to mesosulfuron-methyl, pinoxaden, and pyroxasulfam (Ellis et al. 2010; Grey et al. 2012a,b; Howatt 2006). Additionally, these herbicides provide excellent control of susceptible populations of Italian ryegrass (Ellis et al. 2010; Grey et al. 2012b; Howatt 2006). Not only do mesosulfuron-methyl and pyroxasulfam control Italian ryegrass and annual bluegrass but they also effectively control other weeds, including henbit and chickweed, with minimal restrictions to commonly planted rotational crops (Anonymous 2012, 2020; Grey et al. 2012a, 2012b). Thifensulfuron-methyl + tribenuron-methyl and halauxifen-methyl + florasulam are also safe for use in wheat; they provide effective control of henbit and chickweed (Anonymous 2018c, 2019a; Jackson et al. 2018; Lee et al. 2015; Soltani et al. 2006). These two herbicides also avoid rotational concerns documented with prosulfuron (Anonymous 2018c, 2019a).

In areas where Italian ryegrass is resistant to Group 1 and 2 POST-applied herbicides, pyroxasulfone and flumioxazin + pyroxasulfone have become viable management tools in wheat and could prove beneficial for cereal rye production. Pyroxasulfone applied shortly after planting has become a major component of ryegrass management with minimal impacts on wheat in both the United States (Hulting et al. 2014) and Australia (Boutsalis et al. 2014). The addition of flumioxazin to pyroxasulfone incorporates an additional mechanism of action that broadens the weed control spectrum compared to pyroxasulfone alone, with minimal injury to wheat (Crow et al. 2015; Randhawa et al. 2018).

Previous studies evaluating cereal rye tolerance to tribenuron demonstrated minimal injury, whereas tolerance to mesosulfuron was variable (MacRae et al. 2007). There is little information on the tolerance of cereal rye to other wheat herbicides. Therefore the objectives of this study were to determine rye tolerance to commonly used wheat herbicides and to generate data needed for potential registrations through the IR-4 program for minor crop registrations.

Materials and Methods

A study consisting of five experiments was conducted during 2018 to 2019 and 2019 to 2020 at three locations to evaluate the tolerance of cereal rye to eight commonly used wheat herbicides. One on-farm field study was conducted near Chula, GA (31.53°73'N, 83.64°75'W), in 2018 to 2019. In 2019 to 2020, studies at two locations, with two different planting dates at each, were conducted at the Ponder Research Farm near Ty Ty, GA (31.30°18'N, 83.39°03'W), and the Sunbelt Ag Expo near Moultrie, GA (31.14°15'N, 83.71°64'W). Location characteristics, including soil texture, organic matter, soil pH, planting dates, and herbicide application dates, are presented in Table 1. Cereal rye (cultivar 'Wrens Abruzzi') was planted with a grain drill (Great Plains Manufacturing, Salina, KS, USA) on conventionally tilled soil in rows spaced 19 cm apart; seeds were drilled 1.25 cm deep at a rate of 100 kg ha^{-1} . Tillage consisted of disking in previous crop debris and field cultivating prior to planting. Production practices were

consistent with recommended practices by the University of Georgia Cooperative Extension Service (Buntin and Cunfer 2017). Experiments were maintained weed-free using tillage prior to planting and labeled applications of MCPA or 2,4-D applied to the entire trial area for broadleaf weed control at least 2 wk after postemergence (POST) treatment applications. Locations void of Italian ryegrass were selected to avoid the confounding effect of weed interference.

Treatments were arranged in a randomized complete block design with a factorial treatment arrangement of eight herbicide treatments and two rates of each herbicide treatment. Two non-treated controls were included for comparison, resulting in a total of 18 treatments replicated eight times in 2018 to 2019 and four times at each location in 2019 to 2020. Following label recommendations for use in wheat, three different application timings were implemented depending on herbicide applied: (1) delayed pre-emergence (PRE) applications when at least 80% of the cereal rye was at Zadoks (Z) 10 stage of growth with a shoot at least 1 cm in length for pyroxasulfone, (2) spike applications with cereal rye 2 to 5 cm in height in the Z 11 stage of growth for pyroxasulfone + flumioxazin, and (3) POST applications when rye was 10 to 13 cm in height with three true leaves in Z 13 growth stage for all other herbicides. Herbicides evaluated, rates applied, and application timings for each herbicide are presented in Table 2. All herbicide applications were made using a CO₂-pressurized backpack sprayer equipped with 110012 AIXR nozzles (TeeJet® Technologies, Wheaton, IL, USA). The spray boom was 138 cm long with a nozzle spacing of 46 cm and was calibrated to deliver 140 L ha^{-1} .

To quantify the tolerance of cereal rye to the herbicides evaluated, cereal rye injury was estimated visually (0% to 100%), and cereal rye heights, density, and yield were recorded. All response variables were split into two groups: early-season residual herbicide applications (pyroxasulfone and flumioxazin + pyroxasulfone) and POST herbicide applications. Cereal rye injury, heights, and density were evaluated beginning approximately 17 d after Z 10 applications, 11 d after Z 11 applications, and 10 d after Z 13 applications. Cereal rye injury and heights were recorded for all treatments weekly for 5 additional weeks, with injury evaluated again at harvest. Cereal rye height was quantified by measuring 10 random plants from rows 2 and 6 on the planted bed, resulting in 20 plants measured per plot. Average heights per plot were calculated prior to statistical analysis. Cereal rye density was measured at the first injury evaluation for each application timing and was quantified by counting emerged plants from a 1.5-m section of rows 2 and 6 on the planted bed. At the end of the 2019 to 2020 season, a plot combine (ALMACO, Nevada, IA, USA) was used to collect grain yield from entire plots. Yield was not collected in 2018 to 2019 due to high winds and rain leading to lodging and rotting prior to harvest. Cereal rye yields were adjusted to 14% moisture for statistical analysis.

For statistical analysis, data were subjected to analysis of variance (ANOVA) using PROC GLIMMIX in SAS (version 9.4, SAS Institute, Cary, NC, USA) to determine the impact of herbicide and application rate on cereal rye injury, heights, density, and grain yield. To compare all herbicides and initially determine suitability for use in cereal rye, maximum injury levels were compared among herbicides regardless of application timing and location. Further data analysis with respect to cereal rye injury, heights, and density was separated into Z 10/11 and Z 13 applications. For Z 10/11 applications, all response variables were separated by location due to a significant site-year × treatment interaction resulting from the time of activating rainfall (Table 3). For Z 13 applications, a

Table 1. Location, year, soil characteristics, planting dates, and herbicide application dates for five experiments conducted in 2018 to 2019 and 2019 to 2020 in Georgia.

Location ^a	Year	Soil texture	Organic matter	Soil pH	Planting date	Application date ^b		
						Delayed PRE	Spiking	POST
		% sand, silt, clay	%					
Chula, GA	2018	88, 8, 4	0.65	6.6	30 Oct	4 Nov	9 Nov	19 Nov
Ponder	2019	88, 10, 2	0.52	6.7	24 Oct	26 Oct	28 Dec	7 Nov
Ponder	2019	88, 10, 2	0.52	6.7	11 Nov	15 Nov	19 Nov	5 Dec
Expo	2019	86, 10, 4	1.2	6.2	21 Nov	24 Nov	27 Nov	15 Dec
Expo	2019	86, 10, 4	1.2	6.2	5 Dec	8 Dec	11 Dec	23 Dec

^aThe Chula, GA, location was conducted on-farm. Ponder locations were conducted at the Ponder Research Farm near Ty Ty, GA, and Expo locations were conducted at the Sunbelt Ag Expo near Moultrie, GA.

^bDelayed PRE, spiking, and POST applications were made at the Zadoks 10, 11, and 13 growth stages, respectively.

Table 2. Herbicide active ingredient, trade name, manufacturer, application rate, and timing to cereal rye for five experiments conducted in 2018 to 2019 and 2019 to 2020 in Georgia.^{a,b,c,d,e,f}

Herbicide	Trade name	Rate	Application timing	Manufacturer
		g ai ha ⁻¹		
Pyroxasulfone	Zidua®	59	delayed PRE (Z 10)	BASF Corp., Research Triangle Park, NC
		119	delayed PRE (Z 10)	
Flumioxazin + pyroxasulfone	Fierce®	14.3 + 18.1	Spiking (Z 11)	Valent USA Corp., Walnut Creek, CA
		28.6 + 36.2	Spiking (Z 11)	
Halauxifen-methyl + florasulam	Quelex®	2.2 + 2.1	POST (Z 13)	Corteva Agrisciences, Indianapolis, IN
		4.4 + 4.2	POST (Z 13)	
Mesosulfuron-methyl	Osprey®	15	POST (Z 13)	Bayer CropScience, St. Louis, MO
		30	POST (Z 13)	
Pinoxaden	Axial® XL	24	POST (Z 13)	Syngenta Crop Protection, Greensboro, NC
		49	POST (Z 13)	
Pinoxaden + fenoxaprop-P-ethyl	Axial® Bold	24.3 + 12.1	POST (Z 13)	Syngenta Crop Protection, Greensboro, NC
		48.6 + 24.2	POST (Z 13)	
Pyroxulam	PowerFlex®	18	POST (Z 13)	Corteva Agrisciences, Indianapolis, IN
		37	POST (Z 13)	
Thifensulfuron-methyl + tribenuron-methyl	Harmony® Extra	8.5 + 4.3	POST (Z 13)	FMC Corp., Philadelphia, PA
		17 + 8.6	POST (Z 13)	

^aDelayed PRE, spiking, and POST applications were made at the Zadoks 10, 11, and 13 growth stages, respectively.

^bAbbreviation: Z, Zadoks.

^cApplications of Quelex included 1% v/v of COC for the lower rate, with 2% v/v utilized with the higher rate.

^dApplications of Osprey included 2.34 L ha⁻¹ of both NIS and UAN (28-0-0) with the lower rate, with 4.68 L ha⁻¹ NIS and UAN utilized with the high rate.

^eApplications of PowerFlex included 2.34 L ha⁻¹ of COC with the lower rate, with 4.68 L ha⁻¹ utilized with the higher rate.

^fApplications of Harmony Extra included 2.34 L ha⁻¹ of NIS with the lower rate, with 4.68 L ha⁻¹ utilized with the higher rate.

Table 3. Rainfall data accumulated for the first 20 d after applying early-season residual herbicides, by location.^{a,b,c}

Herbicide	DAA ^b	2018 ^c	Ponder	Ponder	Expo	Expo
			early ^c	late ^c	early ^c	late ^c
			cm			
Pyroxasulfone	0–2	0.7	1.3	1.4	0.4	0.1
	0–5	3.7	3.1	2.6	0.4	0.4
	0–10	9.9	3.8	2.6	1.2	2.2
	0–20	11.6	6.8	4.2	1.7	9.8
Flumioxazin + pyroxasulfone	0–2	0.1	1.7	0	0	0.1
	0–5	6.3	2.3	0.5	0.8	1.9
	0–10	7.9	2.3	0.6	0.9	3.7
	0–20	8.5	6.5	1.7	4.6	9.7

^aCumulative rainfall for indicated days after application.

^bAbbreviations: DAA, days after application.

^cThe 2018 study was conducted on-farm near Chula, GA. Studies at the Ponder Research Farm near Ty Ty, GA, and the Sunbelt Ag Expo near Moultrie, GA, were conducted during 2019, with two different planting dates at each location.

significant site-year × treatment interaction was not present; therefore all injury, height, and density data are combined across locations. Cereal rye grain yield was not influenced by the interaction of

year × treatment and are combined across harvested locations. Cereal rye injury, heights, density, and grain yield were set as the response variables for all herbicide applications. For all variables, replication was included in the model as a random factor. For Z 13 applications and grain yield, location was also included in the model as a random factor. All P-values for tests of differences between least squares means were compared and adjusted using the Tukey–Kramer method ($\alpha = 0.05$). The Tukey–Kramer method was chosen because it reduces Type I error compared to Fisher's protected least significant difference when more than three means are compared to each other, and it can also be used for balanced designs (Blythe 2012; Westfall et al. 2011).

Results and Discussion

All Herbicides

To determine the suitability of the herbicides evaluated in this study for use in cereal rye, an analysis was conducted across application timing and location to determine the impact of herbicide and rate when cereal rye injury was maximized. This would equate to 17 DAT for applications at Z 10 (pyroxasulfone), 11 DAT for

Table 4. Cereal rye injury in response to pyroxasulfone applied at Zadoks (Z) 10 or flumioxazin + pyroxasulfone applied at Z 11 from five experiments conducted in 2018 to 2019 and 2019 to 2020 in Georgia.^{a,b}

Herbicide	Rate	17 d after Z 10 and 11 d after Z 11					41 d after Z 10 and 35 d after Z 11				
		2018	Ponder early	Ponder late	Expo early	Expo late	2018	Ponder early	Ponder late	Expo early	Expo late
	g ai ha ⁻¹										
Pyroxasulfone	59	0 c	28 c	27 b	1 c	8 c	13 c	25 c	30 ab	1 b	15 b
Flumioxazin + pyroxasulfone	119	7 c	42 bc	52 a	14 b	16 bc	29 b	39 bc	44 a	2 b	23 b
	14.3 + 18.1	30 b	47 b	20 b	16 b	39 ab	33 b	45 b	18 b	7 b	43 b
	28.6 + 36.2	48 a	75 a	24 b	45 a	58 a	55 a	65 a	25 ab	31 a	86 a

^aMeans followed by the same letter within a column do not differ significantly ($P \geq 0.05$).

^bThe 2018 study was conducted on-farm near Chula, GA. Studies at the Ponder Research Farm near Ty Ty, GA, and the Sunbelt Ag Expo near Moultrie, GA, were conducted during 2019, with two different planting dates at each location.

Table 5. Cereal rye height as influenced by pyroxasulfone applied at Zadoks (Z) 10 or flumioxazin + pyroxasulfone applied at Z 11 from five experiments conducted in 2018 to 2019 and 2019 to 2020 in Georgia.^{a,b,c,d}

Herbicide	Rate	2018	Ponder early	Ponder late	Expo early	Expo late
		g ai ha ⁻¹		cm		
Pyroxasulfone	59	12.5 ab	9.5 b	9.4 c	9.8 ab	8.8 ab
	119	11.4 bc	7.8 c	8.6 c	9.7 ab	8.5 ab
Flumioxazin + pyroxasulfone	14.3 + 18.1	11.0 c	8.1 c	10.8 ab	9.5 ab	7.6 b
	28.6 + 36.2	10.5 c	5.8 d	10.6 b	9.0 b	5.8 c
NTC		12.8 a	12.4 a	11.6 a	10.1 a	9.4 a

^aHeights were measured 17 d after delayed PRE applications and 11 d after spike applications. Heights were quantified by measuring 10 plants from rows 2 and 6 on the planted bed, resulting in 20 total plants measured per plot.

^bAbbreviation: NTC, nontreated control.

^cMeans followed by the same letter within a column do not differ significantly ($P \geq 0.05$).

^dThe 2018 study was conducted on-farm near Chula, GA. Studies at the Ponder Research Farm near Ty Ty, GA, and the Sunbelt Ag Expo near Moultrie, GA, were conducted during 2019, with two different planting dates at each location.

Table 6. Cereal rye density as influenced by pyroxasulfone applied at Zadoks (Z) 10 or flumioxazin + pyroxasulfone applied at Z 11 from five experiments conducted in 2018 to 2019 and 2019 to 2020 in Georgia.^{a,b,c,d}

Herbicide	Rate	2018	Ponder early	Ponder late	Expo early	Expo late
		g ai ha ⁻¹		plants m ⁻¹ of row		
Pyroxasulfone	59	37.6 a	39.3 b	39.0 ab	56.5 a	41.7 ab
	119	37.7 a	33.2 bc	36.7 b	53.6 a	41.5 ab
Flumioxazin + pyroxasulfone	14.3 + 18.1	36.3 a	31.9 c	47.4 ab	56.7 a	37.4 b
	28.6 + 36.2	30.4 b	28.8 c	48.3 ab	41.3 b	39.0 b
NTC		38.9 a	52.8 a	50.2 a	59.2 a	50.1 a

^aStand was quantified 11 d after flumioxazin + pyroxasulfone applications by counting emerged plants from a 1.5-m section of rows 2 and 6 on the planted bed. Stand was then converted to a percentage of the nontreated prior to statistical analysis.

^bAbbreviation: NTC, nontreated control.

^cMeans followed by the same letter within a column do not differ significantly ($P \geq 0.05$).

^dThe 2018 study was conducted on-farm near Chula, GA. Studies at the Ponder Research Farm near Ty Ty, GA, and the Sunbelt Ag Expo near Moultrie, GA, were conducted during 2019, with two different planting dates at each location.

applications at Z 11 (flumioxazin + pyroxasulfone), and 10 DAT for applications at Z 13 (all POST herbicides). There was a significant herbicide \times rate interaction for cereal rye injury. Generally, rate did not increase injury when POST herbicides were applied at Z 13, but it was more influential in cereal rye response when residual herbicides were applied at Z 10/11. Therefore further analysis is necessary to describe the response of cereal rye to the residual (Z 10/11) and POST (Z 13) herbicides.

Residual Herbicides Applied at Z 10/11

At each site-year, there was a herbicide \times rate interaction for cereal rye injury, so the simple effects are presented in Table 4. Both pyroxasulfone rates applied at Z 10 caused 27% to 52% cereal rye injury at two of five locations 17 DAT. Numerically higher

cereal rye injury occurred at the two Ponder sites, which both received more than 1 cm of rainfall within 2 d of application (Table 3). For the three other locations where less injury (0% to 16%) was initially observed, rainfall during this same period was less than 0.5 cm. Crop injury is often elevated from soil-applied herbicides due to increased soil moisture along with decreased soil temperatures (Boldt and Barrett 1989). At 41 DAT, injury at all site-years receiving more than 4 cm of rainfall within 20 DAT ranged from 13% to 44%, with 25% to 44% injury at the two site-years with the greatest initial rainfall.

Pyroxasulfone reduced cereal rye height 19% to 37% at the two site-years with the greatest early-season injury (Table 5). Pyroxasulfone reduced cereal rye density 27% to 37% at these site-years, while the low rate reduced cereal rye density 26% at one site-year (Table 6). At the other three site-years, pyroxasulfone

did not reduce cereal rye density; pyroxasulfone (2X rate) reduced height 11% at one site-year (Tables 5 and 6). Cereal rye height at 41 DAT followed similar trends to early-season measurements; however, by 70 DAT, differences in height were no longer detectable (data not shown).

Previous research has demonstrated that pyroxasulfone applied preplant (Price et al. 2020) and preemergence (Boutsalis et al. 2014; Palhano et al. 2018) reduced wheat density, but labels support a delayed PRE application to minimize injury (Anonymous 2017). In the present study, cereal rye injury exceeded the level of safety required for labeling. Cereal rye frequently emerges more slowly compared to wheat; thus it may have been more sensitive to a delayed PRE application of pyroxasulfone (Clark 2007). Although injury was significant at four of five site-years during the first 5 wk after application, cereal rye recovered to less than 10% injury across site-years by 130 DAT with no effect on yield (data not reported).

Flumioxazin + pyroxasulfone applied at Z 11 caused greater cereal rye injury than pyroxasulfone applied at Z 10 at two of five site-years (Table 4). Similar to pyroxasulfone, greater injury levels occurred at the locations where rainfall occurred more closely to application (Table 3). Flumioxazin applied prior to wheat planting caused up to 30% wheat injury and reduced biomass at tillering (Clay et al. 2010; Crow et al. 2015). Cereal injury from mixtures of flumioxazin + pyroxasulfone are likely to be greater than pyroxasulfone alone even with delayed application timings. Flumioxazin + pyroxasulfone (1X rate) caused $\geq 18\%$ cereal rye injury at four of five site-years 35 DAT (Table 4).

Flumioxazin + pyroxasulfone (1X rate) reduced cereal rye height (14% to 35%) at three site-years; the 2X rate reduced cereal rye height 9% to 53% at all site-years at 11 DAT compared to the nontreated control (Table 5). Additionally, cereal rye density was reduced at two and four site years with the 1X and 2X rate, respectively (Table 6). Cereal rye height 5 wk after application followed trends seen earlier in the season; however, by 65 DAT, height differences were no longer detectable (data not shown). Similar to pyroxasulfone, cereal rye injury was transient, with less than 15% cereal rye injury noted across locations by 120 DAT (data not reported). Interestingly, yield was not influenced by flumioxazin + pyroxasulfone, even with significant decrease in density. The ability of cereal rye to recover from early-season herbicide injury has been reported (Crow et al. 2015). Some researchers noted that wheat stand losses up to 60% had no influence on yield at two out of three site-years (Conley and Bradley 2005).

POST Herbicides Applied at Z 13

There was a herbicide \times rate interaction for cereal rye injury and height, so the main effects are presented in Table 7. There was no effect of herbicide on cereal rye density (data not reported). Halauxifen-methyl + florasulam, pyroxasulfone, and thifensulfuron-methyl + tribenuron-methyl, when averaged over rate, caused $\leq 13\%$ throughout the season (Table 7). At 10 DAT, the aforementioned herbicides, averaged over rate, reduced cereal rye height 10% compared to the nontreated control. However, no height differences occurred by 31 DAT. Pinoxaden and pinoxaden + fenoxaprop-P-ethyl caused 29% and 18% cereal rye injury, respectively, and reduced cereal rye height 19% to 22% at 10 DAT (Table 7). Mesosulfuron-methyl, the most injurious of the POST herbicides evaluated, caused 48% and 40% cereal rye injury and reduced cereal rye height 26% and 10% at 10 and 31 DAT, respectively. Other studies have reported that mesosulfuron-methyl

Table 7. Influence of postemergence herbicides on cereal rye injury and heights when applied at Zadoks 13.^{a,b,c,d}

Herbicide	10 DAA		31 DAA	
	Injury	Height	Injury	Height
	%	cm	%	cm
Halauxifen-methyl + florasulam	8 c	13.7 b	6 c	20.6 ab
Mesosulfuron-methyl	48 a	11.2 d	40 a	18.7 c
Pinoxaden	29 b	12.3 c	18 b	19.9 bc
Pinoxaden + fenoxaprop-P-ethyl	29 b	11.8 cd	18 b	19.8 bc
Pyroxasulfone	10 c	13.7 b	6 c	21.6 a
Thifensulfuron-methyl + tribenuron-methyl	13 c	13.7 b	8 c	20.7 ab
NTC ^a	—	15.2 a	—	20.8 ab

^aData are combined across herbicide rate and five site-years.

^bAbbreviations: DAA, days after application; NTC, nontreated control.

^cMeans followed by the same letter within a column do not differ significantly ($P \geq 0.05$).

^dHeights were quantified by measuring 10 plants from rows 2 and 6 on the planted bed, resulting in 20 total plants measured per plot.

caused 11% more cereal rye injury (36%) compared to wheat at 14 DAT (Grey et al. 2012b; MacRae et al. 2007). Similar to Z 10 and 11 applications, rye recovered from POST herbicide applications with 10% or less injury observed by 120 DAT (data not reported). There was no impact of the POST herbicides evaluated on cereal rye grain yield (346 to 463 kg ha⁻¹) (data not reported). Previous studies reported similar results, with significant early-season injury followed by rapid cereal rye or wheat recovery with no impact on yield (Crow et al. 2015; Grey et al. 2012b; MacRae et al. 2007; Robinson et al. 2015).

Cereal rye injury from pyroxasulfone applied at Z 10, pyroxasulfone + flumioxazin applied at Z 11, mesosulfuron-methyl, pinoxaden, and pinoxaden + fenoxaprop-P-ethyl applied at Z 13 exceeded the level of safety to obtain a registration for rates and application methods evaluated in this study. This would result in hesitancy from registrants due to liability issues (Fennimore and Doohan 2008). In contrast, halauxifen-methyl + florasulam, pyroxasulfone, and thifensulfuron-methyl + tribenuron-methyl applied at Z 13 caused less than 15% cereal rye injury at the 2X rate with no effect on cereal rye density or yield. These herbicides at the 2X rate reduced cereal rye heights 11% at 10 DAT with rapid recovery; additionally, cereal rye height was not influenced with 1X rates of these herbicides. These herbicides have an acceptable margin of crop safety in cereal rye and could potentially control henbit, chickweed, wild radish (*Raphanus raphanistrum* L.), cutleaf eveningprimrose (*Oenothera laciniata* Hill), and nonresistant populations of Italian ryegrass (Anonymous 2018c; Culpepper and Vance 2016; Ellis et al. 2010; Geier et al. 2011; Lee et al. 2015; Rauch and Campbell 2019). Further research is needed to refine the application timings of the herbicides studied here, as well as the use of tank mixtures to broaden the weed control spectrum.

Acknowledgments. The authors thank Tim Richards and Jenna Vance for their technical assistance. Additionally, this research would not have been possible without the hard work and dedication of the student workers at the time these studies were conducted. The authors declare no conflicts of interest.

References

- Anonymous (2012) PowerFlex® herbicide product label. Dow AgroSciences Publication Number D02-364-006. Indianapolis, IN: Dow AgroSciences. 6 p
- Anonymous (2015) Rhomene® MCPA broadleaf herbicide product label. Nufarm Inc. Publication Number RV062215. Alsip, IL: Nufarm Inc. 10 p

- Anonymous (2017) Zidua® herbicide product label. BASF Corporation Publication Number 2017-04-388-0225. Research Triangle Park, NC: BASF Corporation. 20 p
- Anonymous (2018a) Enlist One™ with Colex D Technology herbicide product label. Dow AgroSciences Publication Number D02-427-003. Indianapolis, IN: Dow AgroSciences. 7 p
- Anonymous (2018b) Maestro® 4EC selective herbicide product label. Nufarm Inc. Publication Number RV011315. Alsip, IL: Nufarm Inc. 31 p
- Anonymous (2018c) Quelex® herbicide with Arylex™ active product label. Dow AgroSciences Publication Number D02-411-004. Indianapolis, IN: Dow AgroSciences. 5 p
- Anonymous (2019a) Harmony® Extra SG herbicide product label. FMC Corporation Publication Number 4028 080119. Philadelphia, PA: FMC Corporation. 26 p
- Anonymous (2019b) Huskie® herbicide product label. Bayer CropScience Publication Number 160429Cv2. St. Louis, MO: Bayer CropScience. 20 p
- Anonymous (2019c) Peak® herbicide product label. Syngenta Crop Protection Publication Number 736B-M11B. Greensboro, NC: Syngenta Crop Protection. 82 p
- Anonymous (2020) Osprey® herbicide product label. Bayer CropScience Publication Number 191126I. St. Louis, MO: Bayer CropScience. 15 p
- Beck PA, Stewart CB, Phillips JM, Watkins KB, Gunter SA (2007) Effect of species of cool-season annual grass inter-seeded into bermudagrass sod on the performance of growing calves. *J Anim Sci* 85:536–544
- Blythe EK (2012) Powering up multiple mean comparisons using the Shaffer-simulated method in SAS. Proceedings of the 2012 ASHS Annual Conference. Miami, FL, July 31–August 3, 2012
- Boldt LD, Barrett M (1989) Factors in alachlor and metolachlor injury to corn (*Zea mays*) seedlings. *Weed Technol* 3:303–306
- Boutsalis P, Gill GS, Preston C (2014) Control of rigid ryegrass in Australian wheat production with pyroxasulfone. *Weed Technol* 28:332–339
- Bunck JM, Wallace JM, Curran WS, Mortensen DA, VanGessel MJ, Scott BA (2020) Alternative performance targets for integrating cover crops as a proactive herbicide-resistance management tool. *Weed Sci* 68:534–544
- Buntin GD, Cunfer BM, eds (2017) Southern Small Grains Resource Management Handbook (Bulletin 1190). Athens, GA: University of Georgia. 80 p
- Bushuk W, ed (1976) Rye: Production, Chemistry, and Technology. St. Paul, MN: American Association of Cereal Chemists. 22 p
- Clark A, ed (2007) Managing Cover Crops Properly. 3rd ed. College Park, MD: SARE Outreach. 244 p
- Clay P, Welch L, Dale T, Refsell D, Odle B, Pawlak J (2010) Evaluation of flumioxazin applied pre-plant for weed control in winter wheat. *Proc West Soc Weed Sci* 63:83
- Conley SP, Bradley KW (2005) Wheat (*Triticum aestivum*) yield response to henbit (*Lamium amplexicaule*) interference and simulated winterkill. *Weed Technol* 19:902–906
- Crow WD, Steckel LE, Hayes RM, Mueller TC (2015) Evaluation of POST-harvest herbicide applications for seed prevention of glyphosate-resistant Palmer amaranth (*Amaranthus palmeri*). *Weed Technol* 29:405–411
- Culpepper AS, Vance JC (2016) UGA Programs for Controlling Ryegrass and Wild Radish in 2016/2017 Wheat (Circular 1072). Athens, GA: University of Georgia. 2 p
- Ellis AT, Steckel LE, Main CL, de Melo MSC, West DR, Mueller TC (2010) A survey for diclofop-methyl resistance in Italian ryegrass from Tennessee and how to manage resistance in wheat. *Weed Technol* 24:303–309
- Fast BJ, Medlin CR, Murray DS (2009) Five cool-season grass weeds reduce hard red winter wheat grain yield and price. *Weed Technol* 23:206–213
- Fennimore SA, Doohan DJ (2008) The challenges of specialty crop weed control: future directions. *Weed Technol* 22:364–372
- Geier PW, Stahlman PW, Peterson DE, Claassen MM (2011) Pyroxasulfam compared with competitive standards for efficacy in winter wheat. *Weed Technol* 25:316–321
- Grey TL, Braxton LB, Richburg JS III (2012a) Effect of wheat herbicide carry-over on double-crop cotton and soybean. *Weed Technol* 26:207–212
- Grey TL, Cutts GS III, Sosnoskie LM, Culpepper AS (2012b) Italian ryegrass (*Lolium perenne*) control and winter wheat response to POST herbicides. *Weed Technol* 26:644–648
- Hales KE, Whitley EM, Horn GW, Childs MD, Goad CL (2007) Soybean hull supplementation for growing beef cattle in winter rye pasture production programs. *Prof Anim Sci* 23:381–389
- Howatt KA (2006) Varietal response to pinoxaden and antagonism of wild oat control by broadleaf herbicides. *Proc West Soc Weed Sci* 61:106
- Hulting AG, Dauer JT, Hinds-Cook B, Curtis D, Koepke-Hill RM, Mallory-Smith C (2014) Management of Italian ryegrass (*Lolium perenne* ssp. *multiflorum*) in western Oregon with preemergence applications of pyroxasulfone in winter wheat. *Weed Technol* 26:230–235
- Jackson S, Paterson E, Fairfax M, Ouse D (2018) Halauxifen-methyl + florasulam a new post emergence broad leaved weed cereal herbicide providing robust control when applied during conditions of poor weed growth due to soil moisture deficit and cold temperatures. Proceedings of the Dundee Conference: Crop Production in Northern Britain. Dundee, Scotland, February 27–28, 2018
- Lee MS, Wu J, Gast R (2015) Quelex™ herbicide (halauxifen-methyl + florasulam): a new post-emergent broadleaf weed herbicide product for China winter wheat production systems. Proceedings from the 25th Asian-Pacific Weed Science Society Conference. Hyderabad, India, October 13–16, 2015
- Li Y, Allen VG, Hou F, Chen J, Brown CP (2013) Steers grazing a rye cover crop influence growth of rye and no-till cotton. *Agron J* 105:1571–1580
- MacRae AW, Culpepper AS, Grey TL (2007) Oat and rye tolerance to mesosulfuron and tribenuron. *Weed Technol* 21:938–940
- Mann HH, Barnes TW (1950) The competition between barley and certain weeds under controlled conditions. *Ann Appl Biol* 37:139–148
- Marshall M (2017) Weed control in small grains. Pages 213–220 in South Carolina Pest Management Handbook for Field Crops. Clemson Cooperative Extension Publication Number APT-17. Clemson, SC: Clemson Cooperative Extension
- Palhano MG, Norsworthy JK, Barber T (2018) Sensitivity and likelihood of residual herbicide carryover to cover crops. *Weed Technol* 32:236–243
- Price KJ, Li X, Price A (2020) Cover crop response to residual herbicides in peanut-cotton rotation. *Weed Technol* 34:534–539
- Randhawa RS, Westwood JH, Cahoon CW, Flessner ML (2018) Interference and control of ALS-resistant mouse-ear cress (*Arabidopsis thaliana*) in winter wheat. *Weed Technol* 32:671–677
- Rauch T, Campbell J (2019) Broadleaf weed control in wheat with halauxifen plus florasulam. *Proc West Soc Weed Sci* 72:30
- Robinson MA, Letarte J, Cowbrough MJ, Sikkema PH, Tardif FJ (2015) Winter wheat (*Triticum aestivum* L.) response to herbicides as affected by application timing and temperature. *Can J Plant Sci* 95:325–333
- Shee CN, Lemenager RP, Schoonmaker JP (2016) Feeding dried distillers grains with solubles to lactating beef cows: impact of excess protein and fat on cow performance milk production and pre-weaning progeny growth. *Animal* 10:55–63
- Soltani N, Shrophshire C, Sikkema PH (2006) Responses of winter wheat (*Triticum aestivum* L.) to autumn applied post-emergence herbicides. *Crop Protect* 25:346–349
- Tautges NE, Goldberger JR, Burke IC (2016) A survey of weed management in organic small grains and forage systems in the northwest United States. *Weed Sci* 64:513–522
- Taylor ZR, Everman WJ (2015) Impact of tillage on Italian ryegrass control in winter wheat. *Proc East Soc Weed Sci* 69:51
- [USDA] U.S. Department of Agriculture (2020) National Agricultural Statistics Service. <http://nass.usda.gov/index.php>. Accessed: September 12, 2020
- Webster TM (2012) Weed survey—southern states: grass crops subsection. *Proc South Weed Sci Soc* 64:267–288
- Westfall PH, Tobias RD, Wolfinger RD (2011) Multiple Comparisons and Multiple Tests Using SAS®. 2nd ed. Cary, NC: SAS Institute. 3 p
- Wiggins MS, Hayes RM, Steckel LE (2016) Evaluating cover crops and herbicides for glyphosate-resistant Palmer amaranth (*Amaranthus palmeri*) control in cotton. *Weed Technol* 30:415–422