

Treatise on the Isoptera of the World: Neoisoptera Excluding Termitidae

Authors: Krishna, Kumar, Grimaldi, David A., Krishna, Valerie, and Engel, Michael S.

Source: Bulletin of the American Museum of Natural History, 2013(377)
: 623-973

Published By: American Museum of Natural History

URL: <https://doi.org/10.1206/377.3>

BioOne Complete (complete.BioOne.org) is a full-text database of 200 subscribed and open-access titles in the biological, ecological, and environmental sciences published by nonprofit societies, associations, museums, institutions, and presses.

Your use of this PDF, the BioOne Complete website, and all posted and associated content indicates your acceptance of BioOne's Terms of Use, available at www.bioone.org/terms-of-use.

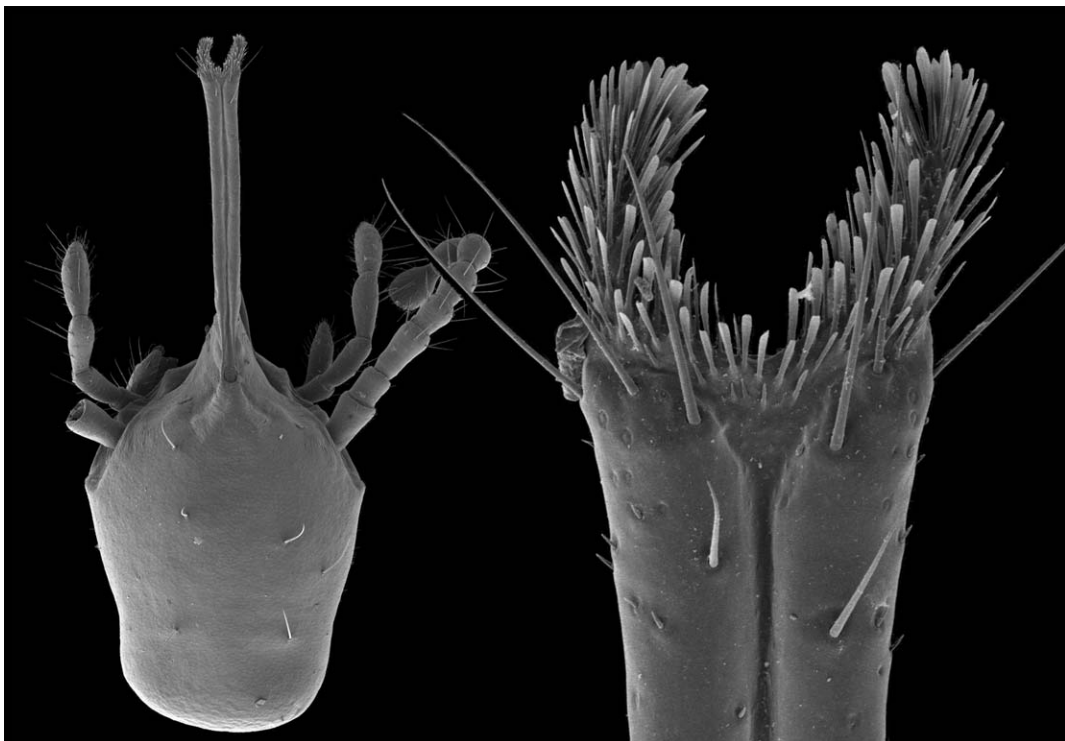
Usage of BioOne Complete content is strictly limited to personal, educational, and non - commercial use. Commercial inquiries or rights and permissions requests should be directed to the individual publisher as copyright holder.

BioOne sees sustainable scholarly publishing as an inherently collaborative enterprise connecting authors, nonprofit publishers, academic institutions, research libraries, and research funders in the common goal of maximizing access to critical research.

TREATISE ON THE ISOPTERA
OF THE WORLD

3. NEOISOPTERA EXCLUDING TERMITIDAE

KUMAR KRISHNA, DAVID A. GRIMALDI,
VALERIE KRISHNA, AND MICHAEL S. ENGEL



KRISHNA ET AL.: ISOPTERA OF THE WORLD:
3. NEOISOPTERA EXCLUDING TERMITIDAE

AMNH BULLETIN 377 (3)

2013

BULLETIN OF THE AMERICAN MUSEUM OF NATURAL HISTORY

TREATISE ON THE ISOPTERA
OF THE WORLD

VOLUME 3

NEOISOPTERA EXCLUDING TERMITIDAE

KUMAR KRISHNA, DAVID A. GRIMALDI, VALERIE KRISHNA

*Division of Invertebrate Zoology, American Museum of Natural History
Central Park West at 79th Street, New York, New York 10024-5192*

AND

MICHAEL S. ENGEL

*Division of Invertebrate Zoology, American Museum of Natural History
Central Park West at 79th Street, New York, New York 10024-5192;*

*Division of Entomology (Paleoentomology), Natural History Museum
and Department of Ecology and Evolutionary Biology
1501 Crestline Drive, Suite 140
University of Kansas, Lawrence, Kansas 66045*

BULLETIN OF THE AMERICAN MUSEUM OF NATURAL HISTORY

Number 377, 2704 pp., 70 figures, 14 tables

Issued April 25, 2013

CONTENTS

VOLUME 1

Abstract	5
Introduction	7
Acknowledgments	9
A Brief History of Termite Systematics	11
Morphology	44
Key to the Extant Families of Isoptera	69
Key to the Subfamilies of Termitidae	74
Key to Genera of the Family Kalotermitidae	75
Diagnoses of Families and Subfamilies	79
Pest Species of Isoptera	133
Termite Evolution: Diversity, Distributions, Phylogeny, Fossil Record	147
Summary Classification of Isoptera	183
The Taxonomic Compendium	193
Nomenclatural Changes Made in This Work	193
Museums and Repositories	196

VOLUME 2

Isoptera	205
Cratomastotermitidae	221
Mastotermitidae	223
Termopsidae	247
Archotermopsidae	253
Hodotermitidae	277
Stolotermitidae	307
Porotermitinae	307
Stolotermitinae	315
Kalotermitidae	323

VOLUME 3

Archeorhinotermitidae	627
Stylotermitidae	629
Rhinotermitidae	651
Coptotermitinae	655
Heterotermitinae	741

Prorhinotermitinae	879
Psammotermitinae.....	895
Rhinotermitinae.....	905
Termitogetoninae.....	961
Serritermitidae	967

VOLUME 4

Termitidae	977
Sphaerotermitinae	981
Macrotermitinae.....	985
Foraminitermitinae	1301
Apicotermitinae	1309
Syntermitinae	1423

VOLUME 5

Termitidae (<i>continued</i>)	
Nasutitermitinae.....	1499
Cubitermitinae	1901

VOLUME 6

Termitidae (<i>continued</i>)	
Termitinae.....	1993
Family incertae sedis	2389
Not Isoptera	2423

VOLUME 7

References	2437
Index to Scientific Names	2681

†**ARCHEORHINOTERMITIDAE** Krishna and Grimaldi, 2003

†**Archeorhinotermitinae** Krishna and Grimaldi, 2003: 2–4 [originally proposed as a subfamily of Rhinotermitidae].

TYPE GENUS: *Archeorhinotermes* Krishna and Grimaldi, 2003 by original designation.

- Engel and Krishna, 2004a: 3, 5, table 1 • Archeorhinotermitinae; of Rhinotermitidae; classification; listed.
- Engel et al., 2009: 12, table 3, fig. 3 • Archeorhinotermitidae; comments; status novus; raised to family rank; phylogeny.

▲ 1 fossil genus: 1 fossil species.

🌐 DISTRIBUTION: Oriental Region.

†*Archeorhinotermes* Krishna and Grimaldi, 2003

†*Archeorhinotermes* Krishna and Grimaldi, 2003: 4.

TYPE SPECIES: *Archeorhinotermes rossi* Krishna and Grimaldi, 2003 by original designation.

▲ 1 species.

🌐 DISTRIBUTION: Oriental Region.

†*Archeorhinotermes rossi* Krishna and Grimaldi, 2003

†*Archeorhinotermes rossi* Krishna and Grimaldi, 2003: 4–5 (imago), figs. 1–2.

TYPE DATA: Holotype BMNH In. 20160 imago.

TYPE LOCALITY: Myanmar (Burma): ?Hukang Valley, in amber.

- Engel et al., 2009: 23, 24, 26, figs. 3, 5 • *Archeorhinotermes rossi*; character-state coding; phylogeny; geological time.

🌐 DISTRIBUTION: Oriental Region—Myanmar (Burma).

* FOSSIL RECORD: Mesozoic–Cretaceous: Late: Cenomanian.




STYLOTERMITIDAE Holmgren and Holmgren, 1917

Stylotermitinae Holmgren and Holmgren, 1917: 141.

TYPE GENUS: *Stylotermes* Holmgren and Holmgren, 1917.

- Snyder, 1949a: 75 • Stylotermitinae; catalog.
- Lal and Menon, 1953: 22, 23, 33 • Stylotermitinae; catalog; reference list; key.
- Emerson, 1955: 516 • Stylotermitinae; number of genera; distribution.
- Tu, 1955a: 33, 34 • Stylotermitinae; distribution.
- Weidner, 1955b: 67 • Stylotermitinae; subfamily of Rhinotermitidae; characters.
- Weidner, 1955f: 39, 41, 56, 70 • Stylotermitinae; key; characters; genera included; discussion.
- Harris, 1961a: 51 • Stylotermitinae; characters; genus included.
- Chatterjee and Thakur, 1964a: 159 • Stylotermitidae; raised to family rank; relationships.
- Emerson, 1965: 38 • Stylotermitinae; comments on the family rank.
- Krishna, 1970: 131, 137, 138, figs. 1, 4 • Stylotermitinae; discussion; phylogeny of subfamily and genera; distribution.
- Weidner, 1970c: 11, 12, 21 • Stylotermitinae; key; discussion.
- Emerson, 1971: 287–288 • Stylotermitinae; characters; history; phylogeny.
- Sen-Sarma, 1974: 452, 454 • Stylotermitinae; ecology and biogeography.
- Morimoto, 1975b: 13, 14, 15 • Stylotermitinae; key.
- Roonwal, 1975c: 27–32, 37–40 • Stylotermitidae; synonymy; characters; distribution; species included; phylogeny.
- Prestwich, 1979d: 131, fig. 4 • Stylotermitinae; phylogeny.
- Roonwal et al., 1979a: 124, 125 • Stylotermitidae; characters; discussion.
- Prestwich, 1983b: 290, 292, figs. 1, 2 • Stylotermitinae; phylogeny.
- Roonwal, 1983b: 366, 367, 378–379 • Stylotermitidae; wing microsculpturing.
- Chhotani, 1984: 115–116 • Stylotermitidae; history; family-level characters; list of genera.
- Bose, 1984: 14, 74 • Stylotermitidae; key; remarks; distribution.
- Chhotani, 1985: 90–91 • Stylotermitidae; distribution and zoogeography of Oriental taxa.
- Roonwal and Rathore, 1985a: 405 • Stylotermitidae; phylogeny.
- Chhotani, 1986: 22 • Stylotermitidae; affinities and zoogeography of Oriental taxa.
- Roonwal and Chhotani, 1989: 116–117, 120–122, 564–568 • Stylotermitidae; synonymy; characters; distribution; composition; phylogeny.
- Thakur, 1989b: 355 • Stylotermitidae; number of genera and species. India.
- Fan, 1992: 506, 507, 508 • Stylotermitidae; key; characters.
- Maiti, and Saha, 1993: 514 • Stylotermitidae; key.
- Noirot, 1995b: 197–226 • Stylotermitinae; gut morphology.
- Bose, 1999: 23–24 • Stylotermitidae; key.
- Kambhampati and Eggleton, 2000: 23 • Stylotermitinae; key.
- Engel and Krishna, 2004a: 3, 5, table 1 • Stylotermitinae; classification; listed.
- Engel et al., 2009: 10, 12, fig. 3 • Stylotermitidae; phylogeny; comments; *status revisisco*.
- Ware et al., 2010b: 204–219, figs. 1–5 • Stylotermitidae; phylogeny; divergence time estimates.

▲ 1 living genus: 45 living species; 2 fossil genera: 6 fossil species.

   DISTRIBUTION: Nearctic Region; Oriental Region; Palearctic Region.

†*Parastylotermes* Snyder and Emerson, 1949

†*Parastylotermes* Snyder and Emerson, 1949b: 378.

TYPE SPECIES: *Stylotermes washingtonensis* Snyder, 1931 by original designation.

- Emerson, 1955: 507 • *Parastylotermes*; number of species; distribution.

- Weidner, 1955f: 70 • *Parastylotermes*; number of species; distribution.
- Emerson, 1971: 290–292 • *Parastylotermes*; taxonomy; characters; synonymy; phylogeny; ecology; distribution.
- Morimoto, 1975b: 15 • *Parastylotermes*; listed.
- Roonwal, 1975c: 28, 31 • *Parastylotermes*; species included; phylogeny; distribution.
- Araujo, 1977c: 71 • *Parastylotermes*; catalog.
- Roonwal, 1983b: 363 • *Parastylotermes*; wing microsculpturing.
- Chhotani, 1984: 116 • *Parastylotermes*; key; taxonomy; distribution and zoogeography.
- Chhotani, 1985: 91 • *Parastylotermes*; distribution and zoogeography.
- Carpenter, 1992: 142 • *Parastylotermes*; characters; species included; fossil distribution.
- Spahr, 1992: 32 • *Parastylotermes*; synonymy.
- Fontes and Monteiro, 1998: 38 • *Parastylotermes*; etymology and pronunciation.
- Fontes and Vulcano, 1998: 283 • *Parastylotermes*; fossil catalog. New World.
- Thorne et al., 2000: 80 • *Parastylotermes*; number of fossil species; age; distribution.
- Fontes and Vulcano, 2004: 354 • *Parastylotermes*; fossil catalog. New World.
- Engel et al., 2007b: 15–17 • *Parastylotermes*; characters; palaeontology; synonymy; distribution.
- Engel et al., 2011a: 107 • *Parastylotermes*; comments; characters; distribution.

▲ 5 fossil species.

🌐🌐🌐 DISTRIBUTION: Nearctic Region; Palaearctic Region; Oriental Region.

†*Parastylotermes calico* Pierce, 1958

†*Parastylotermes calico* Pierce, 1958: 19–20 (imago), figs. 2, 7.

TYPE DATA: Holotype: LACM No. S 9094 imago.

TYPE LOCALITY: USA: California; San Bernardino County; Calico Mountains, site 24 (LACMIP 372), NW $\frac{1}{4}$ sect. 19, ca. 2700 ft.

- Emerson, 1971: 295, fig. 15 • *Parastylotermes calico*; imago described and figured; synonymy; paleontology; locality. USA: California: Miocene.
- Sphon, 1973: 21 • *Parastylotermes calico*; collection catalog; types listed.
- Roonwal, 1975c: 28 • *Parastylotermes calico*; listed. USA: California: Calico mountains: Miocene.
- Araujo, 1977c: 71 • *Parastylotermes calico*; catalog. USA: California: Calico mountains: Miocene.
- Burnham, 1978: 90 • *Parastylotermes calico*; listed.
- Nel and Paicheler, 1993: 161 • *Parastylotermes calico*; as *Stylotermitinae* genus incertae sedis; type data; paleontology; distribution.
- Fontes and Vulcano, 1998: 283 • *Parastylotermes calico*; fossil catalog. New World.
- Fontes and Vulcano, 2004: 354 • *Parastylotermes calico*; fossil catalog. New World.

🌐 DISTRIBUTION: Nearctic Region—USA: California.

* FOSSIL RECORD: Cenozoic–Neogene: Miocene.

†*Parastylotermes frazieri* Snyder, 1955

†*Parastylotermes frazieri* Snyder, 1955a: 79–80 (imago), fig. 1 [also spelled *frasieri* in Fig. 1 caption].

TYPE DATA: Holotype: USNM No. 62383 imago wing.

TYPE LOCALITY: USA: California: Ventura County: W of Lebec in Mt. Pinos quadrangle, Old Frazier Borax Mine NW of Frazier Mountain.

- Emerson, 1971: 294–295 • *Parastylotermes frazieri*; imago described; synonymy; paleontology; locality. USA: California: Miocene.

- Roonwal, 1975c: 28 • *Parastylotermes frazieri*; listed. USA: California: Miocene.
- Araujo, 1977c: 71 • *Parastylotermes frazieri*; catalog. USA: California: Miocene.
- Nel and Paicheler, 1993: 161 • *Parastylotermes frazieri*; type data; paleontology; distribution.
- Fontes and Vulcano, 1998: 283 • *Parastylotermes frazieri*; fossil catalog. New World.
- Fontes and Vulcano, 2004: 354 • *Parastylotermes frazieri*; fossil catalog. New World.

🌐 DISTRIBUTION: Nearctic Region—USA: California.

✳ FOSIL RECORD: Cenozoic–Neogene: Miocene.

†*Parastylotermes krishnai* Engel and Grimaldi, 2011

†*Parastylotermes krishnai* Engel et al., 2011a: 108–109 (imago), figs. 1B, 3.

TYPE DATA: Holotype: BSIPL Tad-277 imago.

TYPE LOCALITY: India: Gujarat: Tadmashwar lignite mine, Cambay Formation (Paleo-Eocene) [21°21.400'N, 73°4.532'E].

🌐 DISTRIBUTION: Oriental Region—India: Gujarat.

✳ FOSIL RECORD: Cenozoic–Palaeogene: Eocene.

†*Parastylotermes robustus* (Rosen, 1913)

†*Leucotermes (Reticulitermes) robustus* Rosen, 1913a: 331 (imago) *Reticulotermes* [sic]; very meagre description.

TYPE DATA: Lectotype: AMNH imago (Upper Eocene, ex amber). Paralectotype: AMNH imago (Upper Eocene, ex amber).

LECTOTYPE DESIGNATION: Weidner's 1955: 67 statement that the holotype was “im Krieg vernichtet” is incorrect, as Rosen, 1913 did not designate a holotype. Emerson, 1971: 292, 294 incorrectly gave credit to Weidner, 1955b for the lectotype selection; however, there is no lectotype selection in Weidner, 1955b. In 1971, in the same paper, Emerson (who had been given two of Rosen's syntype specimens in 1927) described and figured (figs. 12, 14) one of Rosen's syntype specimens at AMNH and identified it as “lectotype,” so this specimen must be considered the lectotype, despite the contrary nature of Emerson's statement.

TYPE LOCALITY: Poland (East Prussia).

- Snyder, 1925d: chart 1 • *Leucotermes (Reticulitermes) robustus*; listed.
- Snyder, 1926g: 4 • *Reticulitermes robustus*; listed; locality; new combination. Baltic amber.
- Statz, 1939: table 4 • *Leucotermes robustus*; listed; paleontology.
- Armbruster, 1941: 26 • *Leucotermes robustus*; discussion.
- Snyder, 1949a: 366 • *Parastylotermes robustus*; catalog; reference list; new combination. Baltic amber: Eocene.
- Bachofen-Echt, 1949: 96 • *Leucotermes robustus*; listed. Baltic amber.
- Andrée, 1951: 50 • *Leucotermes robustus*; discussion.
- Weidner, 1955b: 67–68, 70–71, fig. 7, pl. 3: figs. 11–12 • *Parastylotermes robustus*; imago described and figured; synonymy; ecology.
- Weidner, 1968b: 18 • *Parastylotermes robustus*; discussion.
- Emerson, 1971: 292–294, figs. 12–14 • *Parastylotermes robustus*; imago described and figured; synonymy; paleontology; locality. Baltic amber: Oligocene [now dated as Eocene].
- Roonwal, 1975c: 28 • *Parastylotermes robustus*; listed. Baltic amber: Lower Oligocene [now dated Eocene].
- Burnham, 1978: 89 • *Parastylotermes robustus*; listed.

- Spahr, 1992: 32 • *Parastyloterme robustus*; synonymy; fossil amber.
- Nel and Paicheler, 1993: 161 • *Parastyloterme robustus*; type data; paleontology; distribution.
- Weitschat and Wichard, 1998: 110, pl. 35: fig. e • *Parastyloterme robustus*; listed; imago figured. Baltic amber.
- Engel et al., 2007b: 17, fig. 10 • *Parastyloterme robustus*; imago figured; remarks. Baltic amber.
- Engel et al., 2009: 23, 25, 26, figs. 3, 5 • *Parastyloterme robustus*; character-state coding; phylogeny; geological time.

🌐 DISTRIBUTION: Palaearctic Region—Poland.

* FOSSIL RECORD: Cenozoic–Palaeogene: Eocene.

†*Parastyloterme washingtonensis* (Snyder, 1931)

†*Styloterme washingtonensis* Snyder, 1931b: 317 (imago), pl. 1: fig. 5.

TYPE DATA: Holotype: MCZ No. 2943ab imago wing.

TYPE LOCALITY: USA: Washington, near Spokane.

- Statz, 1939: table 4 • *Styloterme washingtonensis*; listed; paleontology.
- Zalessky, 1939: 53, 81, fig. 31.II • *Styloterme washingtonensis*; discussion; imago wing figured.
- Armbruster, 1941: 5 • *Styloterme washingtonensis*; discussion.
- Snyder, 1949a: 366, 378 • *Parastyloterme washingtonensis*; catalog; listed as type species of *Parastyloterme*; comparisons; new combination. USA: Miocene.
- Snyder, 1950b: 191 • *Parastyloterme washingtonensis*; listed.
- Pierce, 1958: 20, 23 • *Parastyloterme washingtonensis*; discussion; synonymy.
- Emerson, 1971: 295–296 • *Parastyloterme washingtonensis*; imago described; synonymy; paleontology; locality. USA: Washington State: Oligocene.
- Roonwal, 1975c: 28 • *Parastyloterme washingtonensis*; listed. USA: Washington: Upper or Lower Oligocene.
- Araujo, 1977c: 71 • *Parastyloterme washingtonensis*; catalog. USA: Washington: Spokane: Miocene.
- Burnham, 1978: 90 • *Parastyloterme washingtonensis*; listed.
- Lewis and Heikes, 1989: 14 • *Styloterme washingtonensis*; bibliographic data.
- Lewis et al., 1990c: 4 • *Parastyloterme washingtonensis*; listed.
- Martynova, 1991: 141, fig. 265 • *Parastyloterme washingtonensis*; imago figured.
- Nel and Paicheler, 1993: 161 • *Parastyloterme washingtonensis*; type data; paleontology; distribution.
- Fontes and Vulcano, 1998: 284 • *Parastyloterme washingtonensis*; fossil catalog. New World.
- Fontes and Vulcano, 2004: 354 • *Parastyloterme washingtonensis*; fossil catalog. New World.

🌐 DISTRIBUTION: Nearctic Region—USA: Washington State.

* FOSSIL RECORD: Cenozoic–Neogene: Miocene.

†*Prostyloterme* Engel and Grimaldi, 2011

†*Prostyloterme* Engel et al., 2011a: 110.

TYPE SPECIES: *Prostyloterme kamboja* Engel and Grimaldi, 2011 by original designation.

▲ 1 fossil species.

🌐 DISTRIBUTION: Oriental Region.

†*Prostylotermes kamboja* Engel and Grimaldi, 2011

†*Prostylotermes kamboja* Engel et al., 2011a: 110–112 (imago), figs. 2A–C.

TYPE DATA: Holotype: BSIPL Tad-321C imago. Paratype: BSIPL Tad 321C imago.

TYPE LOCALITY: India: Gujarat: Tadkeshwar lignite mine, Cambay Formation (Paleo-Eocene) [21°21.400'N, 73°4.532'E].

🌐 DISTRIBUTION: Oriental Region—India: Gujarat.

✳️ FOSSIL RECORD: Cenozoic–Palaeogene: Eocene.

Stylotermes Holmgren and Holmgren, 1917

Stylotermes Holmgren and Holmgren, 1917: 141.

TYPE SPECIES: *Stylotermes fletcheri* Holmgren, and Holmgren, 1917 by monotypy.

- Emerson, 1928b: 406 • *Stylotermes*; distribution.
- Snyder, 1934a: 24, 27 • *Stylotermes*; key.
- Snyder, 1949a: 75 • *Stylotermes*; catalog.
- Grassé, 1949: 534 • *Stylotermes*; remarks: not placed in any family, as intermediate between Kalotermitidae and Rhinotermitidae.
- Lal and Menon, 1953: 33 • *Stylotermes*; catalog; reference list.
- Emerson, 1955: 509 • *Stylotermes*; number of species; distribution.
- Weidner, 1955f: 70 • *Stylotermes*; number of species; distribution.
- Ahmad, 1958: 59 • *Stylotermes*; key.
- Mathur and Chhotani, 1959: 40, 41–42 • *Stylotermes*; characters; key to Indian species.
- Chatterjee and Thakur, 1964a: 161 • *Stylotermes*; key; characters.
- Emerson, 1971: 288–290 • *Stylotermes*; taxonomy; synonymy; characters; phylogeny; ecology; distribution.
- Chaudhry et al., 1972: 19 • *Stylotermes*; characters.
- Chhotani and Bose, 1973: 233 • *Stylotermes*; distribution. Indian region.
- Sen-Sarma, 1974: 450, 454 • *Stylotermes*; ecology and biogeography.
- Akhtar, 1975: 36, 45–47, fig. 22 • *Stylotermes*; key; synonymy; imago/worker mandibles figured.
- Morimoto, 1975b: 15 • *Stylotermes*; key; synonymy.
- Roonwal, 1975c: 28, 31 • *Stylotermes*; species included; synonymy; phylogeny.
- Sen-Sarma et al., 1975: 4, 7, 37 • *Stylotermes*; distribution and ecology; key. India.
- Thakur, 1978d: 96 • *Stylotermes*; distribution.
- Chhotani and Bose, 1979b: 18 • *Stylotermes*; nesting behavior and nests. India.
- Roonwal et al., 1979a: 126 • *Stylotermes*; wing microsculpturing.
- Sen-Sarma and Thakur, 1979: 4 • *Stylotermes*; key.
- Chhotani, 1980: 33 • *Stylotermes*; Indian species listed.
- Maiti, 1983: 22 • *Stylotermes*; key.
- Roonwal, 1983b: 363 • *Stylotermes*; wing microsculpturing.
- Chhotani, 1984: 116–117 • *Stylotermes*; key; taxonomy; distribution and zoogeography; biology; ecology.
- Bose, 1984: 75 • *Stylotermes*; synonymy; remarks.
- Chhotani, 1985: 90–91 • *Stylotermes*; distribution and zoogeography.
- Chhotani, 1986: 22 • *Stylotermes*; Oriental Region distribution and zoogeography.
- Huang et al., 1989: 201, 260–261 • *Stylotermes*; key; characters; distribution.
- Roonwal and Chhotani, 1989: 568–573 • *Stylotermes*; synonymy; characters; distribution and composition; key to species.
- Thakur, 1989b: 352 • *Stylotermes*; ecology.

- Fontes and Monteiro, 1998: 38 • *Stylotermes*; etymology and pronunciation.
- Bose, 1999: 23–24, 143 • *Stylotermes*; key; distribution.
- Huang and Li, 1999: 279, 283 • *Stylotermes*; key; characters.
- Huang et al., 2000: 275, 499 • *Stylotermes*; key; synonymy; characters; distribution.

Operculitermes Yu and Ping, 1964b: 345, 359.

TYPE SPECIES: *Operculitermes sinensis* Yu and Ping, 1964 by original designation.

- Krishna, 1970: 139 • *Operculitermes*; synonymized with *Stylotermes*; synonymy credited to Emerson.
- Emerson, 1971: 288 • *Operculitermes*; synonymized with *Stylotermes*.

Sarvaritermes Chatterjee and Thakur, 1964a: 149–151.

TYPE SPECIES: *Savaritermes faveolus* Chatterjee and Thakur, 1964 by original designation.

- Chatterjee and Thakur, 1967: 4 • *Sarvaritermes*; key.
- Krishna, 1970: 139 • *Sarvaritermes*; synonymized with *Stylotermes*; synonymy credited to Emerson.
- Emerson, 1971: 288 • *Sarvaritermes*; synonymized with *Stylotermes*.
- Akhtar, 1975: 45, 46, fig. 22 • *Sarvaritermes*; remarks; listed as a synonym; imago/worker mandibles figured.

▲ 45 species.

🌐 DISTRIBUTION: Oriental Region.

Stylotermes acrofrons Ping and Liu, 1981

Stylotermes acrofrons Ping et al., 1981a: 222, 230 (soldier), fig. 4.

TYPE DATA: Holotype: GIEC I. No. E 4453 soldier. Paratypes: GIEC soldiers.

TYPE LOCALITY: China: Sichuan Province: Ningnan Xian.

- Gao and Lam, 1986: 81 • *Stylotermes acrofrons*; checklist; distribution. China.
- Huang et al., 1989: 289, fig. 185 • *Stylotermes acrofrons*; soldier described and figured; key. China: Sichuan.
- Gao et al., 1992a: 37 • *Stylotermes acrofrons*; checklist; distribution. China: Sichuan.
- Hua, 2000: 25 • *Stylotermes acrofrons*; listed. China: Sichuan.
- Huang et al., 2000: 502–503, fig. 275 • *Stylotermes acrofrons*; soldier described and figured; key. China.
- Ahmad and Akhtar, 2002: 20 • *Stylotermes acrofrons*; catalog. China.

🌐 DISTRIBUTION: Oriental Region—China: Sichuan.

Stylotermes ahmadi Akhtar, 1975


Stylotermes ahmadi Akhtar, 1975: 47–49 (soldier), figs. 22a, 23.

TYPE DATA: Holotype: ZUPL soldier. Paratypes: ZUPL soldiers, nymphs, FRIP soldier, nymph, USNM soldier, nymph, AMNH soldier, nymphs, BMNH soldier, nymph.

TYPE LOCALITY: Bangladesh: Ukhia.

- Chaudhry et al., 1972: 19 • *Stylotermes ahmadi*; nomen nudum; biology; distribution. Bangladesh.
- Chhotani, 1984: 120 • *Stylotermes ahmadi*; listed; castes known; distribution. Bangladesh.

- Ahmad, 1986: 18 • *Styloterme ahmadi*; distribution. Bangladesh.
- Roonwal and Chhotani, 1989: 573–575, fig. 290 • *Styloterme ahmadi*; soldier described and figured; synonymy; key. Bangladesh.
- Ahmad and Akhtar, 2002: 21 • *Styloterme ahmadi*; catalog. Bangladesh.

 DISTRIBUTION: Oriental Region—Bangladesh.


Styloterme alpinus Ping, 1983

Styloterme alpinus Ping, 1983: 418–419, 421 (soldier), fig. 1.

TYPE DATA: Holotype: GIEC I. E 5351 soldier. Paratypes: GIEC soldiers, workers.

TYPE LOCALITY: China: Yunnan Province: Mt. Gaoligong, Tengchong County [25°N, 98°E].

- Gao and Lam, 1986: 81 • *Styloterme alpinus*; checklist; distribution. China.
- Huang et al., 1989: 291–292, fig. 188 • *Styloterme alpinus*; soldier described and figured; key. China: Yunnan.
- Gao et al., 1992a: 37 • *Styloterme alpinus*; checklist; distribution. China: Yunnan.
- Hua, 2000: 25 • *Styloterme alpinus*; listed. China: Yunnan.
- Huang et al., 2000: 503–504, fig. 276 • *Styloterme alpinus*; soldier described and figured; key. China.
- Ahmad and Akhtar, 2002: 21 • *Styloterme alpinus*; catalog. China.

 DISTRIBUTION: Oriental Region—China: Yunnan.


Styloterme angustignathus Gao, Zhu, and Gong, 1982

Styloterme angustignathus Gong et al., 1982: 283–284, 286 (soldier), fig. 2.

TYPE DATA: Holotype: SIES soldier. Paratypes: SIES soldiers, CICC soldiers, NITN soldiers.

TYPE LOCALITY: China: Sichuan Province: Puwei.

- Gao and Lam, 1986: 81 • *Styloterme angustignathus*; checklist; distribution. China.
- Huang et al., 1989: 285–286, fig. 181 • *Styloterme angustignathus*; soldier described and figured; key. China: Sichuan.
- Gao et al., 1992a: 37 • *Styloterme angustignathus*; checklist; distribution. China: Sichuan.
- Hua, 2000: 25 • *Styloterme angustignathus*; listed. China: Sichuan.
- Huang et al., 2000: 504–506, fig. 277 • *Styloterme angustignathus*; soldier described and figured; key. China.
- Ahmad and Akhtar, 2002: 21 • *Styloterme angustignathus*; catalog. China.

 DISTRIBUTION: Oriental Region—China: Sichuan.

Styloterme beelsoni Thakur, 1975

Styloterme beelsoni Thakur, 1975e: 94–98 (soldier, pseudoworker), figs. 1–2.

TYPE DATA: Holotype: FRI soldier. Paratypes: FRI soldiers, pseudoworkers.

TYPE LOCALITY: India: Tripura: Tiliamura.

- Sen-Sarma et al., 1975: 11, 52, 64 • *Styloterme beelsoni*; distribution and ecology; key. India.
- Chhotani, 1977a: 30 • *Styloterme beelsoni*; distribution. India.
- Sen-Sarma and Thakur, 1979: 11–12, pl. 5 • *Styloterme beelsoni*; soldier, worker described and figured; key; distribution. India.
- Chhotani, 1984: 120 • *Styloterme beelsoni*; listed; castes known; distribution. India.

- Roonwal and Chhotani, 1989: 575–577, figs. 291–292 • *Stylotermes beesoni*; soldier, pseudoworker described and figured; synonymy; key. India.
- Maiti et al., 2000: 296, 299 • *Stylotermes beesoni*; listed; distribution. India.
- Ahmad and Akhtar, 2002: 21 • *Stylotermes beesoni*; catalog. India.

🌐 DISTRIBUTION: Oriental Region—India: Tripura.

Stylotermes bengalensis Mathur and Chhotani, 1959

Stylotermes bengalensis Mathur and Chhotani, 1959: 42–46 (soldier, pseudoworker), figs. 1–2.

TYPE DATA: Holotype: FRI soldier. Paratypes: FRI soldiers, pseudoworkers, AMNH soldier, pseudoworker.

TYPE LOCALITY: India: West Bengal: Darjeeling Division.

- Mathur and Thapa, 1962a: 36 • *Stylotermes bengalensis*; collection catalog. India.
- Mathur and Thapa, 1963a: 4, 8 • *Stylotermes bengalensis*; soldier measurements.
- Roonwal, 1970c: 335 • *Stylotermes bengalensis*; biology; distribution.
- Sen-Sarma, 1974: 450, 454 • *Stylotermes bengalensis*; ecology and biogeography. India.
- Thakur, 1974: 692–695, pl. 1 • *Stylotermes bengalensis*; imago (previously unknown) described and figured. India: Uttar Pradesh.
- Maiti, 1975: 147 • *Stylotermes bengalensis*; comparisons.
- Roonwal, 1975c: 28 • *Stylotermes bengalensis*; listed. India.
- Sen-Sarma et al., 1975: 11, 37, 52, 64 • *Stylotermes bengalensis*; distribution and ecology; key. India.
- Thakur, 1978d: 96 • *Stylotermes bengalensis*; damage; distribution.
- Sen-Sarma and Thakur, 1980a: 8–9, fig. 5 • *Stylotermes bengalensis*; soldier measured and figured; synonymy; distribution. India.
- Thakur and Sen-Sarma, 1980c: 12 • *Stylotermes bengalensis*; damage.
- Maiti, 1983: 22, 55–56, fig. 15 • *Stylotermes bengalensis*; key; synonymy; imago, soldier described; soldier figured; distribution. India.
- Chhotani, 1984: 120 • *Stylotermes bengalensis*; listed; castes known; distribution. India.
- Roonwal and Chhotani, 1989: 578–582, figs. 286, 293–295 • *Stylotermes bengalensis*; imago, soldier, pseudoworker described and figured; synonymy; key. India.
- Maiti, and Saha, 1993: 512, 522 • *Stylotermes bengalensis*; key; distribution. India.
- Verma, 1995a: 47 • *Stylotermes bengalensis*; distribution. India: western Himalaya.
- Ahmad and Akhtar, 2002: 21 • *Stylotermes bengalensis*; catalog. India.

🌐 DISTRIBUTION: Oriental Region—India: Uttar Pradesh, West Bengal.

Stylotermes chakratensis Mathur and Thapa, 1963

Stylotermes chakratensis Mathur and Thapa, 1963a: 4–8 (soldier, pseudoworker), figs. 1–2.

TYPE DATA: Holotype: FRI soldier. Paratypes: FRI soldier, pseudoworkers, AMNH soldier, pseudoworker, ZSI pseudoworker.

TYPE LOCALITY: India: Uttarakhand, Chakrata, ca. 6000 ft.

- Roonwal, 1970c: 335 • *Stylotermes chakratensis*; biology; distribution.
- Sen-Sarma, 1974: 450, 454 • *Stylotermes chakratensis*; ecology and biogeography. India.
- Maiti, 1975: 147 • *Stylotermes chakratensis*; comparisons.
- Roonwal, 1975c: 28 • *Stylotermes chakratensis*; listed. India.
- Sen-Sarma et al., 1975: 64 • *Stylotermes chakratensis*; listed. India.
- Chhotani, 1977a: 30 • *Stylotermes chakratensis*; distribution. India.
- Roonwal, 1978a: 102, 104 • *Stylotermes chakratensis*; biology; distribution.
- Chhotani, 1984: 120 • *Stylotermes chakratensis*; listed; castes known; distribution. India.

- Roonwal and Chhotani, 1989: 582–584, figs. 296–297 • *Stylotermes chakratensis*; soldier, pseudoworker described and figured; synonymy; key. India.
- Verma, 1995a: 47 • *Stylotermes chakratensis*; distribution. India: western Himalaya.
- Ahmad and Akhtar, 2002: 21 • *Stylotermes chakratensis*; catalog. India.

🌐 DISTRIBUTION: Oriental Region—India: Uttarakhand.

Stylotermes changtingensis Fan and Xia, 1981

Stylotermes changtingensis Fan and Xia, 1981: 205–208 (soldier), figs. 1–9.

TYPE DATA: Holotype: SIES 09003801 soldier.

TYPE LOCALITY: China: Fujian: Changting.

- Gao and Lam, 1986: 81 • *Stylotermes changtingensis*; checklist; distribution. China.
- Huang et al., 1989: 294–296, fig. 192 • *Stylotermes changtingensis*; imago, soldier described and figured; key. China: Fujian.
- Gao et al., 1992a: 38 • *Stylotermes changtingensis*; checklist; distribution. China: Fujian.
- Huang and Li, 1999: 283–285, figs. 10–19 • *Stylotermes changtingensis*; key; imago, soldier described and figured; distribution. China: Fujian.
- Hua, 2000: 25 • *Stylotermes changtingensis*; listed. China: Fujian.
- Huang et al., 2000: 506–508, fig. 278 • *Stylotermes changtingensis*; imago, soldier described and figured; key. China.
- Ahmad and Akhtar, 2002: 21 • *Stylotermes changtingensis*; catalog. China.

🌐 DISTRIBUTION: Oriental Region—China: Fujian.

Stylotermes chengduensis Gao and Zhu, 1980

Stylotermes chengduensis Gao and Zhu, 1980: 537–539 (soldier, worker).

TYPE DATA: Holotype: SIES soldier. Paratypes: NITN soldiers, workers.

TYPE LOCALITY: China: Sichuan: Chengdu.

- Ping et al., 1981a: 218, 228 • *Stylotermes chengduensis*; key. China.
- Gong et al., 1982: 282 • *Stylotermes chengduensis*; distribution. China: Sichuan.
- Gao and Lam, 1986: 81 • *Stylotermes chengduensis*; checklist; distribution. China.
- Huang et al., 1989: 271–272 • *Stylotermes cheugduensis* [sic]; soldier, worker described; key. China: Sichuan.
- Gao et al., 1992a: 38 • *Stylotermes chengduensis*; checklist; distribution. China: Sichuan.
- Hua, 2000: 25 • *Stylotermes chengduensis*; listed. China: Sichuan.
- Huang et al., 2000: 508–509, fig. 279 • *Stylotermes chengduensis*; soldier described and figured; key. China.
- Ahmad and Akhtar, 2002: 21 • *Stylotermes chengduensis*; catalog. China.

🌐 DISTRIBUTION: Oriental Region—China: Sichuan.

Stylotermes chongqingensis Chen and Ping, 1983

Stylotermes chongqingensis Chen and Ping, 1983: 63–65 (soldier), fig. 1.

TYPE DATA: Holotype: CITC No. 191 soldier. Paratypes: CITC soldiers, workers, GIEC soldiers, workers.

TYPE LOCALITY: China: Sichuan Province: Jinyuan Shan, Chongqing Shi.

- Gao and Lam, 1986: 81 • *Styloterme chongqingensis*; checklist; distribution. China.
- Huang et al., 1989: 298–299, fig. 195 • *Styloterme chongqingensis*; soldier described and figured; key. China: Sichuan.
- Gao et al., 1992a: 38 • *Styloterme chongqingensis*; checklist; distribution. China: Sichuan.
- Huang et al., 2000: 509–510, fig. 280 • *Styloterme chongqingensis*; soldier described and figured; key. China.
- Ahmad and Akhtar, 2002: 21 • *Styloterme chongqingensis*; catalog. China.

🌐 DISTRIBUTION: Oriental Region—China: Sichuan.

Styloterme choui Ping and Xu, 1981

Styloterme choui Ping et al., 1981a: 220, 229 (imago, soldier), fig. 2.

TYPE DATA: Holotype: GIEC I. No. E 4115 soldier. Paratypes: GIEC soldiers.

TYPE LOCALITY: China: Hunan Province: Huitong Xian.

- Gao and Lam, 1986: 81 • *Styloterme choui*; checklist; distribution. China.
- Huang et al., 1989: 299–300, fig. 196 • *Styloterme choui*; imago, soldier described and figured; key. China: Hunan.
- Gao et al., 1992a: 38 • *Styloterme choui*; checklist; distribution. China: Hunan.
- Peng and Yin, 1992: 28, fig. 81 • *Styloterme choui*; imago, soldier described and figured. China: Hunan.
- Hua, 2000: 25 • *Styloterme choui*; listed. China: Hunan.
- Huang et al., 2000: 510–512, fig. 281 • *Styloterme choui*; imago, soldier described and figured; key. China.
- Ahmad and Akhtar, 2002: 21 • *Styloterme choui*; catalog. China.

🌐 DISTRIBUTION: Oriental Region—China: Hunan.

Styloterme crinis Gao, Zhu, and Gong, 1981

Styloterme crinis Gao et al., 1981c: 67–68, 69 (soldier), fig. 2.

TYPE DATA: Holotype: SIES soldier. Paratypes: SIES soldiers, NITN soldiers, CICC soldiers.

TYPE LOCALITY: China: Sichuan Province: Chengdu.

- Gao and Lam, 1986: 81 • *Styloterme crinis*; checklist; distribution. China.
- Huang et al., 1989: 284–285, fig. 180 • *Styloterme crinis*; soldier described and figured; key. China: Sichuan.
- Gao et al., 1992a: 38 • *Styloterme crinis*; checklist; distribution. China: Sichuan.
- Hua, 2000: 25 • *Styloterme crinis*; checklist; distribution. China: Sichuan.
- Huang et al., 2000: 512–513, fig. 282 • *Styloterme crinis*; soldier described and figured; key. China.
- Ahmad and Akhtar, 2002: 21 • *Styloterme crinus* [sic]; catalog. China.

🌐 DISTRIBUTION: Oriental Region—China: Sichuan.

Styloterme curvatus Ping and Xu, 1984

Styloterme curvatus Ping et al., 1984: 107–108, 111 (soldier), fig. 3.

TYPE DATA: Holotype: GIEC I. No. E 7771 soldier. Paratypes: GIEC soldiers, workers, GIF soldiers, workers.

TYPE LOCALITY: China: Guizhou province: Liping County [26°N, 109°E].

- Huang et al., 1989: 267–268, fig. 168 • *Stylotermes curvatus*; soldier described and figured; key. China: Guizhou.
- Gao et al., 1992a: 38 • *Stylotermes curvatus*; checklist; distribution. China: Guizhou.
- Hua, 2000: 25 • *Stylotermes curvatus*; listed. China: Guizhou.
- Huang et al., 2000: 513–514, fig. 283 • *Stylotermes curvatus*; soldier described and figured; key. China.
- Ahmad and Akhtar, 2002: 21 • *Stylotermes curvatus*; catalog. China.

🌐 DISTRIBUTION: Oriental Region—China: Guizhou.

Stylotermes dunensis Thakur, 1975

Stylotermes dunensis Thakur, 1975e: 98–105 (imago, soldier, pseudoworker), figs. 3–5.

TYPE DATA: Holotype: FRI soldier. Paratypes: FRI imagoes, soldiers, pseudoworkers, ZSI imago, soldier, pseudoworker.

TYPE LOCALITY: India: Uttarakhand: Dehra Dun: New Forest.

- Sen-Sarma et al., 1975: 11, 53, 64 • *Stylotermes dunensis*; distribution and ecology; key. India.
- Chhotani, 1977a: 30 • *Stylotermes dunensis*; distribution. India.
- Thakur, 1978d: 96 • *Stylotermes dunensis*; damage; distribution.
- Mishra and Sen-Sarma, 1979a: 1–14 • *Stylotermes dunensis*; fecal matter analysis.
- Roonwal et al., 1979a: 124, fig. 5, pl. 2 • *Stylotermes dunensis*; wing microsculpturing.
- Roonwal, 1981: 471 • *Stylotermes dunensis*; wing microsculpturing.
- Roonwal, 1983b: pl. 2: fig. 2 • *Stylotermes dunensis*; wing surfaces figured.
- Chhotani, 1984: 120 • *Stylotermes dunensis*; listed; castes known; distribution. India.
- Roonwal, 1985b: fig. 5 • *Stylotermes dunensis*; wing microsculpturing.
- Roonwal et al., 1986: 244 • *Stylotermes dunensis*; wing microsculpturing.
- Roonwal and Chhotani, 1989: 584–588, figs. 298–299 • *Stylotermes dunensis*; imago, soldier, pseudoworker described and figured; synonymy; key. India.
- Thakur, 1991: 56, 58, 60 • *Stylotermes dunensis*; swarming; biology; distribution.
- Verma, 1995a: 47 • *Stylotermes dunensis*; distribution. India: western Himalaya.
- Ahmad and Akhtar, 2002: 21 • *Stylotermes dunensis*; catalog. India.

🌐 DISTRIBUTION: Oriental Region—India: Uttarakhand.

Stylotermes faveolus (Chatterjee and Thakur, 1964)

Sarvaritermes faveolus Chatterjee and Thakur, 1964a: 152–158 (imago, soldier, pseudoworker), figs. 1–4.

TYPE DATA: Holotype: FRI soldier. Paratypes: FRI imagoes, soldiers, pseudoworkers, ZSI imagoes, soldiers, pseudoworkers, AMNH imago, soldier, pseudoworker.

TYPE LOCALITY: India: Himachal Pradesh [incorrectly cited as Punjab]: Kulu: Sarvari Village, notified cremation ground area, near Kulu sawmills.

- Chatterjee and Thakur, 1963a: 635–637, pl. 1 • *Sarvaritermes faveolus*; nomen nudum; biology.
- Chatterjee and Thakur, 1967: 6, 19–22, fig. 4 • *Sarvaritermes faveolus*; synonymy; imago, soldier described; soldier figured; distribution. India.
- Roonwal, 1970c: 335 • *Sarvaritermes faveolus*; biology; distribution.
- Sen-Sarma, 1974: 450, 454 • *Stylotermes faveolus*; ecology and biogeography; new combination. India.
- Morimoto, 1975b: 15, fig. 26 • *Sarvaritermes faveolus*; soldier figured.
- Roonwal, 1975c: 28, 29, fig. 2 • *Stylotermes faveolus*; listed; soldier figured. India.
- Chhotani, 1977a: 30 • *Stylotermes faveolus*; distribution. India.

- Chhotani and Bose, 1979b: 18 • *Stylotermes faveolus*; nesting behavior and nests. India.
- Chhotani, 1984: 120 • *Stylotermes faveolus* [sic]; listed; castes known; distribution. India.
- Roonwal, 1985d: fig. 3 • *Stylotermes faveolus*; wing microsculpturing.
- Roonwal et al., 1986: 242–244, figs. 2, 3, pl. 2 • *Stylotermes faveolus*; wing microsculpturing.
- Roonwal and Chhotani, 1989: 588–591, figs. 300–301, pl. 4: fig. 2 • *Stylotermes faveolus*; imago, soldier, pseudoworker described and figured; synonymy; key. India.
- Ahmad and Akhtar, 2002: 21 • *Stylotermes faveolus*; catalog. India.

🌐 DISTRIBUTION: Oriental Region—India: Himachal Pradesh.

Stylotermes fletcheri Holmgren and Holmgren, 1917


Stylotermes fletcheri Holmgren and Holmgren, 1917: 142–144 (imago, soldier, pseudoworker).

TYPE DATA: Syntypes: ZIHS imagoes, soldiers, pseudoworkers (India: Tamil Nadu, Coimbatore and Shevaroy Hills, about 4000 ft [lectotype should be selected from Shevaroy Hills material, the only published location in Holmgren and Holmgren, 1917; the Coimbatore specimens are clearly syntypes, as they were collected prior to date of Shevaroy Hills material, examined by Holmgren and labeled by him as “cotypes” prior to writing the 1917 paper]), ZSI imago, nymph (India: Tamil Nadu, Coimbatore and Shevaroy Hills, about 4000 ft), FRI imago, nymph (India: Tamil Nadu, Coimbatore and Shevaroy Hills, about 4000 feet), AMNH imagoes, soldiers, pseudoworkers, nymphs (India: Tamil Nadu, Coimbatore and Shevaroy Hills, about 4000 feet), NCIP imago (India: Tamil Nadu, Coimbatore Hills [incorrectly cited as paratype by Ruelle, 1975b]).

TYPE LOCALITIES: India: Tamil Nadu: Coimbatore, Shevaroy Hills, about 4000 ft.

- Margabandhu, 1934: 704 • *Stylotermes fletcheri*; annotated reference list; biology.
- Snyder, 1949a: 75 • *Stylotermes fletcheri*; catalog. India.
- Ahmad, 1950: 81, fig. 7 • *Stylotermes fletcheri*; worker mandibles figured.
- Lal and Menon, 1953: 33 • *Stylotermes fletcheri*; catalog; systematic and biological reference list. India.
- Ahmad, 1958: 72 • *Stylotermes fletcheri*; key.
- Mathur and Chhotani, 1959: 46–53, figs. 3, 4 • *Stylotermes fletcheri*; key; synonymy; imago, soldier, worker described; imago, soldier figured; distribution. India.
- Harris, 1961a: 51 • *Stylotermes fletcheri*; listed.
- Mathur and Thapa, 1962a: 36 • *Stylotermes fletcheri*; collection catalog. India.
- Mathur and Thapa, 1963a: 4, 8 • *Stylotermes fletcheri*; soldier measurements.
- Roonwal, 1970c: 335 • *Stylotermes fletcheri*; biology; distribution.
- Sen-Sarma, 1974: 450, 454 • *Stylotermes fletcheri*; ecology and biogeography. India.
- Maiti, 1975: 147 • *Stylotermes fletcheri*; comparisons.
- Roonwal, 1975c: 28, 29, fig. 1 • *Stylotermes fletcheri*; listed; imago figured.
- Ruelle, 1975b: 5 • *Stylotermes fletcheri*; types listed.
- Sen-Sarma et al., 1975: 37, 64 • *Stylotermes fletcheri*; distribution and ecology. India.
- Chhotani, 1980: 5, 33–35, fig. 9 • *Stylotermes fletcheri*; imago, soldier described and figured; distribution; host and pest status; biology and ecology; key. India.
- Thakur, 1980b: 123, 126, fig. 2 • *Stylotermes fletcheri*; soldier figured; ecology; distribution. India.
- Chhotani, 1984: 120 • *Stylotermes fletcheri*; listed; castes known; distribution. India.
- Bose, 1984: 75–77, figs. 57, 58 • *Stylotermes fletcheri*; synonymy; measurements; imago, soldier figured; distribution; biology. India.
- Roonwal et al., 1986: 244 • *Stylotermes fletcheri*; wing microsculpturing.
- Roonwal and Chhotani, 1989: 21, 591–596, figs. 9a, 12a, 287, 302–304 • *Stylotermes fletcheri*; imago, soldier, pseudoworker described and figured; synonymy; key. India.

- Thakur, 1989b: 359 • *Stylotermes fletcheri*; distribution. India.
- Ahmad and Akhtar, 2002: 21 • *Stylotermes fletcheri*; catalog. India.
- Engel et al., 2009: 23, 25, 26, figs. 3, 5 • *Stylotermes fletcheri*; character-state coding; phylogeny.

 DISTRIBUTION: Oriental Region—India: Karnataka, Tamil Nadu.


Stylotermes fontanellus Gao, Zhu, and Han, 1982

Stylotermes fontanellus Gong et al., 1982: 284–285, 287 (soldier), fig. 3.

TYPE DATA: Holotype: SIES soldier. Paratypes: SIES soldiers, CICC soldiers, NITN soldiers.

TYPE LOCALITY: China: Sichuan Province: Puwei.

- Gao and Lam, 1986: 81 • *Stylotermes fontanellus*; checklist; distribution. China.
- Huang et al., 1989: 266–267, fig. 167 • *Stylotermes fontanellus*; soldier described and figured; key. China: Sichuan.
- Gao et al., 1992a: 38 • *Stylotermes fontanellus*; checklist; distribution. China: Sichuan.
- Hua, 2000: 25 • *Stylotermes fontanellus*; listed. China: Sichuan.
- Huang et al., 2000: 514–515, fig. 284 • *Stylotermes fontanellus*; soldier described and figured; key. China.
- Ahmad and Akhtar, 2002: 21 • *Stylotermes fontanellus*; catalog. China.

 DISTRIBUTION: Oriental Region—China: Sichuan.


Stylotermes guiyangensis Ping and Gong, 1984

Stylotermes guiyangensis Ping et al., 1984: 106–107, 110 (soldier), fig. 1.

TYPE DATA: Holotype: GIEC I. No. E 6701 soldier (26°N, 106°E). Paratypes: GIEC I. No. E 6701 soldiers, workers, GIEC I. No. E 6704–6705, 7766 soldiers, workers, GIF I. No. E 6704–6705, 7766 soldiers, workers.

TYPE LOCALITY: China: Guizhou Province: Guiyang City [26°N, 106°E].

- Huang et al., 1989: 288–289, fig. 184 • *Stylotermes guiyangensis*; soldier described and figured; key. China: Guizhou.
- Gao et al., 1992a: 38 • *Stylotermes guiyangensis*; checklist; distribution. China: Guizhou.
- Hua, 2000: 25 • *Stylotermes guiyangensis*; listed. China: Guizhou.
- Huang et al., 2000: 515–517, fig. 285 • *Stylotermes guiyangensis*; soldier described and figured; key. China.
- Ahmad and Akhtar, 2002: 21 • *Stylotermes guiyangensis*; catalog. China.

 DISTRIBUTION: Oriental Region—China: Guizhou.

Stylotermes hanyuanicus Ping and Liu, 1981

Stylotermes hanyuanicus Ping et al., 1981a: 225–226, 231 (soldier), fig. 8.

TYPE DATA: Holotype: GIEC I. No. E 4491 soldier. Paratypes: GIEC soldiers.

TYPE LOCALITY: China: Sichuan Province: Hanyuan Xian.

- Gao and Lam, 1986: 81 • *Stylotermes hanyuanicus*; checklist; distribution. China.
- Huang et al., 1989: 292–293, fig. 189 • *Stylotermes hanyuanicus*; soldier described and figured; key. China: Sichuan.
- Gao et al., 1992a: 38 • *Stylotermes hanyuanicus*; checklist; distribution. China: Sichuan.
- Hua, 2000: 25 • *Stylotermes hanyuanicus*; listed. China: Sichuan.

- Huang et al., 2000: 517–518, fig. 286 • *Stylotermes hanyuanicus*; soldier described and figured; key. China.
- Ahmad and Akhtar, 2002: 21 • *Stylotermes hanyuanicus*; catalog. China.

🌐 DISTRIBUTION: Oriental Region—China: Sichuan.

Stylotermes inclinatus (Yu and Ping, 1964)

Operculitermes sinensis inclinatus Yu and Ping, 1964b: 353–355, 360 (soldier), fig. IV (5, 6).

TYPE DATA: Holotype: HTCC I. No. 2339 soldier. Paratypes: HTCC soldiers, workers.

TYPE LOCALITY: China: Hainan Island: Zhan-xian.

- Roonwal, 1975c: 28 • *Stylotermes sinensis inclinatus*; listed; new combination. China.
- Ping et al., 1981a: 218, 228 • *Stylotermes inclinatus*; key; *stat. nov.* China.
- Chhotani, 1984: 121 • *Stylotermes sinensis inclinatus*; listed; castes known; distribution. China.
- Gao and Lam, 1986: 81 • *Stylotermes inclinatus*; checklist; distribution. China.
- Huang et al., 1989: 286–287, fig. 182 • *Stylotermes inclinatus*; soldier described and figured; key. China: Hainan.
- Gao et al., 1992a: 38 • *Stylotermes inclinatus*; checklist; distribution. China: Guangdong.
- Hua, 2000: 25 • *Stylotermes inclinatus*; listed; synonymy. China: Hainan.
- Huang et al., 2000: 518, fig. 287 • *Stylotermes inclinatus*; soldier described and figured; key. China.
- Ahmad and Akhtar, 2002: 21 • *Stylotermes inclinatus*; catalog. China.

🌐 DISTRIBUTION: Oriental Region—China: Guangdong, Hainan.

Stylotermes jinyunicus Ping and Chen, 1981

Stylotermes jinyunicus Ping et al., 1981a: 221–222, 229 (imago, soldier), fig. 3.

TYPE DATA: Holotype: GIEC I. No. E 3787 soldier. Paratypes: GIEC soldiers.

TYPE LOCALITY: China: Sichuan Province: Jinyunshan, Shongqing Shi.

- Gao and Lam, 1986: 81 • *Stylotermes jinyunicus*; checklist; distribution. China.
- Huang et al., 1989: 287–288, fig. 183 • *Stylotermes jinyunicus*; imago, soldier described and figured; key. China: Sichuan.
- Gao et al., 1992a: 38 • *Stylotermes jinyunicus*; checklist; distribution. China: Sichuan.
- Hua, 2000: 26 • *Stylotermes jinyunicus*; listed. China: Sichuan.
- Huang et al., 2000: 518–520, fig. 288 • *Stylotermes jinyunicus*; imago, soldier described and figured; key. China.
- Ahmad and Akhtar, 2002: 21 • *Stylotermes jinyunicus*; catalog. China.

🌐 DISTRIBUTION: Oriental Region—China: Sichuan.

Stylotermes labralis Ping and Liu, 1981

Stylotermes labralis Ping et al., 1981a: 224–225, 230 (soldier), fig. 7.

TYPE DATA: Holotype: GIEC I. No. E 4447 soldier. Paratypes: GIEC soldiers.

TYPE LOCALITY: China: Sichuan Province: Dechang Xian.

- Gao and Lam, 1986: 81 • *Stylotermes labralis*; checklist; distribution. China.
- Huang et al., 1989: 293–294, fig. 191 • *Stylotermes labralis*; soldier described and figured; key. China: Sichuan.
- Gao et al., 1992a: 38 • *Stylotermes labralis*; checklist; distribution. China: Guizhou, Sichuan.

- Zhu et al., 1993: 46 • *Stylotermes labralis*; checklist; distribution. China.
- Hua, 2000: 26 • *Stylotermes labralis*; listed. China: Guizhou, Sichuan.
- Huang et al., 2000: 520–521, fig. 289 • *Stylotermes labralis*; soldier described and figured; key. China.
- Ahmad and Akhtar, 2002: 22 • *Stylotermes labralis*; catalog. China.

🌐 DISTRIBUTION: Oriental Region—China: Guizhou, Sichuan.

Stylotermes laticrus Ping and Xu, 1981

Stylotermes laticrus Ping et al., 1981a: 223–224, 230 (soldier), fig. 6.

TYPE DATA: Holotype: GIEC I. No. E 4447 soldier. Paratypes: GIEC soldiers.

TYPE LOCALITY: China: Sichuan Province: Miyi Xian.

- Gao and Lam, 1986: 81 • *Stylotermes laticrus*; checklist; distribution. China.
- Huang et al., 1989: 274–275, fig. 172 • *Stylotermes laticrus*; soldier described and figured; key. China: Sichuan.
- Gao et al., 1992a: 38 • *Stylotermes laticrus*; checklist; distribution. China: Sichuan.
- Hua, 2000: 26 • *Stylotermes laticrus*; listed. China: Sichuan.
- Huang et al., 2000: 521–522, fig. 290 • *Stylotermes laticrus*; soldier described and figured; key. China.
- Ahmad and Akhtar, 2002: 22 • *Stylotermes laticrus*; catalog. China.

🌐 DISTRIBUTION: Oriental Region—China: Sichuan.

Stylotermes latilabrum (Tsai and Chen, 1963)

Heterotermes latilabrum Tsai and Chen, 1963: 172–173, 196 (soldier), fig. 6.

TYPE DATA: Holotype: ISH soldier. Paratypes: NAP soldiers, workers.

TYPE LOCALITY: China: Yunnan: Cheli [21°56'N, 100°40'E].

- Tsai and Chen, 1964b: 62, 67–68, fig. 22 • *Heterotermes latilabrum*; soldier described and figured; key. China.
- Tsai and Chen, 1964a: 27, 35 • *Heterotermes latilabrum*; distribution.
- Yu and Ping, 1964b: 344, 346, 360, 361 • *Operculitermes latilabrum*; key; new combination.
- Morimoto, 1975c: 53 • *Heterotermes latilabrum*; key; distribution.
- Roonwal, 1975c: 28 • *Stylotermes latilabrum*; listed; new combination. China.
- Morimoto, 1976b: 35 • *Operculitermes latilabrum*; remarks.
- Tsai et al., 1978: 430, 436 • *Stylotermes latilabrum*; key.
- Ping et al., 1981a: 217, 228 • *Stylotermes latilabrum*; key. China.
- Chhotani, 1984: 120 • *Stylotermes latilabrum*; listed; castes known; distribution. China.
- Gao and Lam, 1986: 81 • *Stylotermes latilabrum*; checklist; distribution. China.
- Huang et al., 1989: 296–297, fig. 193 • *Stylotermes latilabrum*; soldier described and figured; key. China: Yunnan.
- Gao et al., 1992a: 38 • *Stylotermes latilabrum*; checklist; distribution. China: Yunnan.
- Lin et al., 1994b: 2 • *Stylotermes latilabrum*; checklist; distribution. China: Guangxi.
- Hua, 2000: 26 • *Stylotermes latilabrum*; listed. China: Yunnan.
- Huang et al., 2000: 522–523, fig. 291 • *Stylotermes latilabrum*; soldier described and figured; key. China.
- Ahmad and Akhtar, 2002: 22 • *Stylotermes latilabrum*; catalog. China.
- Maiti, 2006: 120–121, fig. 65 • *Heterotermes latilabrum*; key; synonymy; soldier described and figured; distribution. China [paraphrase of original description].

🌐 DISTRIBUTION: Oriental Region—China: Guangxi, Yunnan.

Stylotermes latipedunculus (Yu and Ping, 1964)***Operculitermes sinensis latipedunculus*** Yu and Ping, 1964b: 352–353, 360 (soldier), fig. IV (1–4).

TYPE DATA: Holotype: HTCC I. No. 2179 soldier. Paratypes: HTCC soldiers, workers.

TYPE LOCALITY: China: Yunnan: Nan-xi.

- Roonwal, 1975c: 28 • *Stylotermes sinensis latipedunculus*; listed; new combination. China.
- Ping et al., 1981a: 217, 228 • *Stylotermes latipedunculus*; key; *stat. nov.*
- Chhotani, 1984: 121 • *Stylotermes sinensis latipedunculus*; listed; castes known; distribution. China.
- Gao and Lam, 1986: 81 • *Stylotermes latipedunculus*; checklist; distribution. China.
- Huang et al., 1989: 282–283, fig. 178 • *Stylotermes latipedunculus*; soldier described and figured; key. China: Yunnan.
- Gao et al., 1992a: 38 • *Stylotermes latipedunculus*; checklist; distribution. China: Yunnan.
- Hua, 2000: 26 • *Stylotermes latipedunculus*; listed; synonymy. China: Guangxi, Yunnan.
- Huang et al., 2000: 523–524, fig. 292 • *Stylotermes latipedunculus*; soldier described and figured; key. China.
- Ahmad and Akhtar, 2002: 22 • *Stylotermes latipedunculus*; catalog. China.

 DISTRIBUTION: Oriental Region—China: Guangxi, Yunnan.

Stylotermes ledongensis Ping and Xu, 1995 [**nomen nudum**]***Stylotermes ledongensis*** Gu et al., 1995: 648 [nomen nudum].

 DISTRIBUTION: Oriental Region—China.

Stylotermes lianpingensis Ping, 1983***Stylotermes lianpingensis*** Ping, 1983: 419–420, 421 (soldier), fig. 2.

TYPE DATA: Holotype: GIEC I. No. E 5594 soldier. Paratypes: GIEC I. No. E 5595 soldiers, workers.

TYPE LOCALITY: China: Guangdong Province: Lianping County [24°N, 114°E].

- Gao and Lam, 1986: 81 • *Stylotermes lianpingensis*; listed. China.
- Huang et al., 1989: 300, fig. 197 • *Stylotermes lianpingensis*; soldier described and figured; key. China: Guangdong.
- Gao et al., 1992a: 38 • *Stylotermes lianpingensis*; checklist; distribution. China: Guangdong.
- Hua, 2000: 26 • *Stylotermes lianpingensis*; listed. China: Guangdong.
- Huang et al., 2000: 524–525, fig. 293 • *Stylotermes lianpingensis*; soldier described and figured; key. China.
- Ahmad and Akhtar, 2002: 22 • *Stylotermes lianpingensis* [sic]; catalog. China.

 DISTRIBUTION: Oriental Region—China: Guangdong.

Stylotermes longignathus Gao, Zhu, and Han, 1981***Stylotermes longignathus*** Gao et al., 1981c: 65–67, 68 (soldier), fig. 1.

TYPE DATA: Holotype: SIES soldier. Paratypes: SIES soldiers, NITN soldiers, CICC soldiers.

TYPE LOCALITY: China: Sichuan Province: Chengdu.

- Gao and Lam, 1986: 81 • *Stylotermes longignathus*; checklist; distribution. China.
- Huang et al., 1989: 272–274, fig. 171 • *Stylotermes longignathus*; soldier described and figured; key. China: Sichuan.

- Gao et al., 1992a: 38 • *Stylotermes longignathus*; checklist; distribution. China: Sichuan.
- Hua, 2000: 26 • *Stylotermes longignathus*; listed. China: Sichuan.
- Huang et al., 2000: 525–527, fig. 294 • *Stylotermes longignathus*; soldier described and figured; key. China.
- Ahmad and Akhtar, 2002: 22 • *Stylotermes longignathus*; catalog. China.

🌐 DISTRIBUTION: Oriental Region—China: Sichuan.

Stylotermes mecocephalus Ping and Li, 1978

Stylotermes mecocephalus Tsai et al., 1978: 433–434, 436 (soldier), fig. 3.

TYPE DATA: Holotype: HTCC soldier. Paratypes: NAP soldiers, workers.

TYPE LOCALITY: China: Guangxi (Kwangsi): Jingxi Xian.

- Ping et al., 1981a: 218, 228 • *Stylotermes mecocephalus*; key. China.
- Gao and Lam, 1986: 81 • *Stylotermes mecocephalus*; checklist; distribution. China.
- Huang et al., 1989: 283–284, fig. 179 • *Stylotermes mecocephalus*; soldier described and figured; key. China: Guangxi.
- Gao et al., 1992a: 38 • *Stylotermes mecocephalus*; checklist; distribution. China: Guangxi.
- Hua, 2000: 26 • *Stylotermes mecocephalus*; listed. China: Guangxi.
- Huang et al., 2000: 527–528, fig. 295 • *Stylotermes mecocephalus*; soldier described and figured; key. China.
- Ahmad and Akhtar, 2002: 22 • *Stylotermes mecocephalus*; catalog. China.

🌐 DISTRIBUTION: Oriental Region—China: Guangxi.

Stylotermes minutus (Yu and Ping, 1964)

Operculitermes minutus Yu and Ping, 1964b: 355–358, 360 (imago, soldier) figs. V, VI.

TYPE DATA: Holotype: HTCC I. No. 2766 soldier, morphotype imago. Paratypes: HTCC imagoes, soldiers, workers (same as type colony), HTCC I. No. 2700 soldiers, workers.

TYPE LOCALITY: China: Hainan Island: Five-Finger Mountain.

- Roonwal, 1975c: 28 • *Stylotermes minutus*; listed; new combination. China.
- Tsai et al., 1978: 430, 436 • *Stylotermes minutus*; key.
- Ping et al., 1981a: 217, 227, 228, 229 • *Stylotermes minutus*; key. China: Hainan Island.
- Chhotani, 1984: 120 • *Stylotermes minutus*; listed; castes known; distribution. China.
- Gao and Lam, 1986: 81 • *Stylotermes minutus*; checklist; distribution. China.
- Huang et al., 1989: 264–266, fig. 166 • *Stylotermes minutus*; soldier described and figured; key. China: Hainan.
- Gao et al., 1992a: 38 • *Stylotermes minutus*; checklist; distribution. China: Guangdong.
- Hua, 2000: 26 • *Stylotermes minutus*; listed. China: Guangdong, Hainan.

🌐 DISTRIBUTION: Oriental Region—China: Guangdong, Hainan.

Stylotermes mirabilis He and Qiu, 1990

Stylotermes mirabilis He and Qiu, 1990: 6–8, 21 (soldier), figs. 1–5.

TYPE DATA: Holotype: SIES soldier. Paratypes: SIES soldiers, workers.

TYPE LOCALITY: China: Guizhou Province: Tongren County.

- Zhu et al., 1993: 46 • *Stylotermes mirabilis*; checklist; distribution. China.

- Hua, 2000: 26 • *Stylotermes mirabilis*; listed. China: Guizhou.
- Huang et al., 2000: 528–529, fig. 296 • *Stylotermes mirabilis*; soldier described and figured. China.

🌐 DISTRIBUTION: Oriental Region—China: Guizhou.

Stylotermes orthognathus Ping and Xu, 1984

Stylotermes orthognathus Ping et al., 1984: 108–109, 111 (soldier), fig. 2.

TYPE DATA: Holotype: GIEC I. No. E 7724 soldier. Paratypes: GIEC soldiers, workers, GIF soldiers, workers.

TYPE LOCALITY: China: Guizhou Province: Libo County [25°N, 107°E].

- Huang et al., 1989: 268–269, fig. 169 • *Stylotermes orthognathus*; soldier described and figured; key. China: Guizhou.
- Gao et al., 1992a: 38 • *Stylotermes orthognathus*; checklist; distribution. China: Guizhou.
- Zhu et al., 1993: 46 • *Stylotermes orthognathus*; checklist; distribution. China.
- Hua, 2000: 26 • *Stylotermes orthognathus*; listed. China: Guizhou.
- Huang et al., 2000: 529–530, fig. 297 • *Stylotermes orthognathus*; soldier described and figured; key. China.
- Ahmad and Akhtar, 2002: 22 • *Stylotermes orthognathus*; catalog. China.

🌐 DISTRIBUTION: Oriental Region—China: Guizhou.

Stylotermes parabengalensis Maiti, 1975

Stylotermes parabengalensis Maiti, 1975: 143–147 (soldier, pseudoworker), fig. 2.

TYPE DATA: Holotype: ZSI No. 603/H11 soldier. Paratypes: ZSI No. 604/H11 soldiers, pseudoworkers, FRI soldier, pseudoworkers, AMNH soldier, pseudoworkers.

TYPE LOCALITY: India: West Bengal: Jalpaiguri District, near Nagrakata railway station, alt. 270 m, 85 km NE of Jalpaiguri.

- Maiti, 1983: 22, 56 • *Stylotermes parabengalensis*; key; synonymy; soldier described; distribution. India.
- Chhotani, 1984: 120 • *Stylotermes parabengalensis*; listed; castes known; distribution. India.
- Roonwal and Chhotani, 1989: 596–598, fig. 305 • *Stylotermes parabengalensis*; soldier, pseudoworker described and figured; synonymy; key. India.
- Maiti, and Saha, 1993: 512, 522 • *Stylotermes parabengalensis*; key; distribution. India.
- Ahmad and Akhtar, 2002: 22 • *Stylotermes parabengalensis*; catalog. India.

🌐 DISTRIBUTION: Oriental Region—India: West Bengal.

Stylotermes planifrons Chen, 1984

Stylotermes planifrons Chen and Chen, 1984: 291–293 (soldier), fig. 1.

TYPE DATA: Holotype: CITC soldier. Paratypes: CITC soldiers, workers, GIEC soldiers, workers.

TYPE LOCALITY: China: Sichuan Province: Chongqing.

- Huang et al., 1989: 276–277, fig. 174 • *Stylotermes planifrons*; soldier described and figured; key. China: Sichuan.
- Gao et al., 1992a: 38 • *Stylotermes planifrons*; checklist; distribution. China: Sichuan.
- Hua, 2000: 26 • *Stylotermes planifrons*; listed. China: Sichuan.

- Huang et al., 2000: 530–531, fig. 298 • *Stylotermes planifrons*; soldier described and figured; key. China.
- Ahmad and Akhtar, 2002: 22 • *Stylotermes planifrons*; catalog. China.

🌐 DISTRIBUTION: Oriental Region—China: Sichuan.

Stylotermes robustus Ping and Li, 1981

Stylotermes robustus Ping et al., 1981a: 222–223, 230 (soldier), fig. 5.

TYPE DATA: Holotype: GIEC I. No. E 4452 soldier. Paratypes: GIEC soldiers.

TYPE LOCALITY: China: Sichuan Province: Xichang Xian.

- Gao and Lam, 1986: 81 • *Stylotermes robustus*; checklist; distribution. China.
- Huang et al., 1989: 275–276, fig. 173 • *Stylotermes robustus*; soldier described and figured; key. China: Sichuan.
- Gao et al., 1992a: 38 • *Stylotermes robustus*; checklist; distribution. China: Sichuan.
- Hua, 2000: 26 • *Stylotermes robustus*; listed. China: Hainan.
- Huang et al., 2000: 531–532, fig. 299 • *Stylotermes robustus*; soldier described and figured; key. China.
- Ahmad and Akhtar, 2002: 22 • *Stylotermes robustus*; catalog. China.

🌐 DISTRIBUTION: Oriental Region—China: Sichuan.

Stylotermes roonwali Thapa, 1982

Stylotermes roonwali Thapa, 1982: 69–70 (soldier, worker), pl. 23.

TYPE DATA: Holotype: FRI soldier. Paratypes: FRI soldiers, workers.

TYPE LOCALITY: Malaysia: Sabah: Sandakan: South District, Lungmanis.

- Gathorne-Hardy, 2004: 116 • *Stylotermes roonwali*; checklist; distribution. Brunei; Malaysia: Sabah [1981 incorrect date].

🌐 DISTRIBUTION: Oriental Region—Brunei; Malaysia: Sabah.

Stylotermes setosus Li and Ping, 1978

Stylotermes setosus Tsai et al., 1978: 430–432, 435 (soldier), fig. 2.

TYPE DATA: Holotype: GIEC soldier.

TYPE LOCALITY: China: Guangxi (Kwangsi): Longsheng Xian.

- Ping et al., 1981a: 218, 228 • *Stylotermes setosus*; key. China.
- Gao and Lam, 1986: 81 • *Stylotermes setosus*; checklist; distribution. China.
- Huang et al., 1989: 289–290, fig. 186 • *Stylotermes setosus*; soldier described and figured; key. China: Guangxi.
- Gao et al., 1992a: 38 • *Stylotermes setosus*; checklist; distribution. China: Guangxi.
- Lin et al., 1994b: 2 • *Stylotermes setosua* [sic]; checklist; distribution. China: Guangxi.
- Hua, 2000: 26 • *Stylotermes setosus*; listed. China: Guangxi.
- Huang et al., 2000: 532–534, fig. 300 • *Stylotermes setosus*; soldier described and figured; key. China.
- Ahmad and Akhtar, 2002: 22 • *Stylotermes setosus*; catalog. China.


🌐 DISTRIBUTION: Oriental Region—China: Guangxi.

Stylotermes sinensis (Yu and Ping, 1964)***Operculitermes sinensis sinensis*** Yu and Ping, 1964b: 346–352, 360 (imago, soldier), figs. I, II, III.

TYPE DATA: Holotype: HTCC I. No. 3063 soldier. Paratypes: HTCC I. No. 2817, 2779, 2784 imagoes, soldiers, workers, HTCC I. No. 2700 soldiers, workers.

TYPE LOCALITY: China: Hainan Island: Fu-Shan.

- Morimoto, 1975b: 15, fig. 27 • *Operculitermes sinensis*; soldier figured.
- Roonwal, 1975c: 28 • *Stylotermes sinensis sinensis*; listed; new combination. China.
- Tsai et al., 1978: 430, 436 • *Stylotermes sinensis*; *stat. nov.*, key.
- Ping et al., 1981a: 218, 228, 229 • *Stylotermes sinensis*; key. China.
- Chhotani, 1984: 121 • *Stylotermes sinensis sinensis*; listed; castes known; distribution. China.
- Gao and Lam, 1986: 81 • *Stylotermes sinensis*; checklist; distribution. China.
- Huang et al., 1989: 278–281, fig. 176 • *Stylotermes sinensis*; soldier described and figured; key. China: Hainan.
- Gao et al., 1992a: 38 • *Stylotermes sinensis*; checklist; distribution. China: Guangdong.
- Lin et al., 1994b: 2 • *Stylotermes sinensis*; checklist; distribution. China: Guangxi.
- Hua, 2000: 26 • *Stylotermes sinensis*; listed. China: Guangxi, Hainan.
- Huang et al., 2000: 534–535, fig. 301 • *Stylotermes sinensis*; soldier described and figured; key. China.
- Ahmad and Akhtar, 2002: 22 • *Stylotermes sinensis*; catalog. China.

 DISTRIBUTION: Oriental Region—China: Guangdong, Guangxi, Hainan.

Stylotermes sui Ping and Xu, 1993***Stylotermes sui*** Ping and Xu, 1993: 431–432, 441 (soldier), fig. 1.

TYPE DATA: Holotype: GIEC I. no. E 11694 soldier. Paratypes: GIEC I. no. E 11694 soldier, workers.

TYPE LOCALITY: China: Guangdong Province: Shixing County: Xianrendong of Chebaling.

- Huang et al., 2000: 535–536, fig. 302 • *Stylotermes sui*; soldier described and figured; key. China.
- Ahmad and Akhtar, 2002: 22 • *Stylotermes sui*; catalog. China.


 DISTRIBUTION: Oriental Region—China: Guangdong.

Stylotermes triplanus Ping and Liu, 1981***Stylotermes triplanus*** Ping et al., 1981a: 226, 231 (soldier), fig. 9.

TYPE DATA: Holotype: GIEC I. No. E 4456 soldier. Paratypes: GIEC soldiers.

TYPE LOCALITY: China: Sichuan Province: Huili Xian.

- Gao and Lam, 1986: 81 • *Stylotermes triplanus*; checklist; distribution. China.
- Huang et al., 1989: 293, fig. 190 • *Stylotermes triplanus*; soldier described and figured; key. China: Sichuan.
- Gao et al., 1992a: 38 • *Stylotermes triplanus*; checklist; distribution. China: Sichuan.
- Hua, 2000: 26 • *Stylotermes triplanus*; listed. China: Sichuan.
- Huang et al., 2000: 536–537, fig. 303 • *Stylotermes triplanus*; soldier described and figured; key. China.
- Ahmad and Akhtar, 2002: 22 • *Stylotermes triplanus*; catalog. China.

 DISTRIBUTION: Oriental Region—China: Sichuan.


Stylotermes tsaii Gao, Zhu, Yang, Ji, and Ma, 1982

Stylotermes tsaii Gao et al., 1982c: 145–150 (imago, soldier), figs. 1, 2 [The original paper cites Gao sp. nov. after the species name. Since no specific authors are given, all the authors of this paper, i.e., Gao, Zhu, Yang, Ji and Ma, should be considered the authors of this species. However, subsequent investigators incorrectly cite only “Gao et Zhu” as the authors].

TYPE DATA: Holotype: SIES soldier. Paratypes: SIES soldiers, imagoes, workers, NITN soldiers, imagoes, workers, CICC soldiers, imagoes, workers.

TYPE LOCALITY: China: Sichuan Province: Langzhong.

- Gao and Lam, 1986: 81 • *Stylotermes tsaii*; checklist; distribution. China.
- Huang et al., 1989: 269–271, fig. 204 • *Stylotermes tsaii*; soldier, imago described and figured; key. China: Sichuan.
- Gao et al., 1992a: 38 • *Stylotermes tsaii*; checklist; distribution. China: Sichuan.
- Hua, 2000: 26 • *Stylotermes tsaii*; listed. China: Sichuan.
- Huang et al., 2000: 537–540, fig. 304 • *Stylotermes tsaii*; imago, soldier described and figured; key. China.
- Ahmad and Akhtar, 2002: 22 • *Stylotermes tsaii*; catalog. China.

 DISTRIBUTION: Oriental Region—China: Sichuan.


Stylotermes undulatus Ping and Li, 1978

Stylotermes undulatus Tsai et al., 1978: 434–435, 436 (soldier), fig. 4.

TYPE DATA: Holotype: HTCC soldier. Paratypes: NAP soldiers, workers.

TYPE LOCALITY: China: Guangxi (Kwangsi): Bose Xian.

- Ping et al., 1981a: 218, 228 • *Stylotermes undulatus*; key. China.
- Gao and Lam, 1986: 81 • *Stylotermes undulatus*; checklist; distribution. China.
- Huang et al., 1989: 281–282, fig. 177 • *Stylotermes undulatus*; soldier described and figured; key. China: Guangxi.
- Gao et al., 1992a: 39 • *Stylotermes undulatus*; checklist; distribution. China: Guangxi.
- Lin et al., 1994b: 2 • *Stylotermes undulatus*; checklist; distribution. China: Guangxi.
- Hua, 2000: 26 • *Stylotermes undulatus*; listed. China: Guangxi.
- Huang et al., 2000: 540–541, fig. 305 • *Stylotermes undulatus*; soldier described and figured; key. China.
- Ahmad and Akhtar, 2002: 22 • *Stylotermes undulatus*; catalog. China.

 DISTRIBUTION: Oriental Region—China: Guangxi.

Stylotermes valvules Tsai and Ping, 1978

Stylotermes valvules Tsai et al., 1978: 430, 431, 435 (soldier), fig. 1.

TYPE DATA: Holotype: NAP soldier. Paratypes: HTCC soldiers, workers.

TYPE LOCALITY: China: Guangxi (Kwangsi): Jinxiu Yaozu Zizhixian.

- Ping et al., 1981a: 217, 228 • *Stylotermes valvules*; key. China.
- Gao and Lam, 1986: 81 • *Stylotermes valvules*; checklist; distribution. China.
- Huang et al., 1989: 290–291, fig. 187 • *Stylotermes valvules*; soldier described and figured; key. China: Guangxi.
- Gao et al., 1992a: 39 • *Stylotermes valvules*; checklist; distribution. China: Guangxi.

- Peng and Yin, 1992: 28, fig. 80 • *Stylotermes valvules*; soldier described and figured. China: Yunnan.
- Lin et al., 1994b: 2 • *Stylotermes valvules*; checklist; distribution. China: Guangxi.
- Huang and Li, 1999: 283, 286, fig. 10.20 • *Stylotermes valvules*; key; soldier described and figured; distribution. China: Fujian.
- Hua, 2000: 26 • *Stylotermes valvules*; listed. China: Guangxi.
- Huang et al., 2000: 541–542, fig. 306 • *Stylotermes valvulus* [sic]; soldier described and figured; key. China.
- Ahmad and Akhtar, 2002: 22 • *Stylotermes valvules*; catalog. China.

🌐 DISTRIBUTION: Oriental Region—China: Fujian, Guangxi, Yunnan.

Stylotermes wuyinicus Li and Ping, 1981

Stylotermes wuyinicus Ping et al., 1981a: 219, 229 (imago, soldier), fig. 1.

TYPE DATA: Holotype: GIEC I. No. T 5634 soldier. Paratypes: GIEC soldiers.

TYPE LOCALITY: China: Fujian Province: Shaowu, Xian.

- Gao and Lam, 1986: 81 • *Stylotermes wuyinicus*; checklist; distribution. China.
- Huang et al., 1989: 297–298, fig. 194 • *Stylotermes wuyinicus*; imago, soldier described and figured; key. China: Fujian.
- Gao et al., 1992a: 39 • *Stylotermes wuyinicus*; checklist; distribution. China: Fujian.
- Huang and Li, 1999: 283, 285 • *Stylotermes wuyinicus*; key; soldier described; distribution. China: Fujian.
- Hua, 2000: 26 • *Stylotermes wuyinicus*; listed. China: Fujian.
- Huang et al., 2000: 542–544, fig. 307 • *Stylotermes wuyinicus*; imago, soldier described and figured; key. China.
- Ahmad and Akhtar, 2002: 23 • *Stylotermes wuyinicus*; catalog. China.

🌐 DISTRIBUTION: Oriental Region—China: Fujian.

Stylotermes xichangensis Huang and Zhu, 1986

Stylotermes xichangensis Huang and Zhu, 1986: 103–105 (soldier), figs. 1–6.

TYPE DATA: Holotype: NAP soldier. Paratypes: NAP soldiers.

TYPE LOCALITY: China: Sichuan Province: Qonghai Lake, Xichang.

- Huang et al., 1989: 277–278, fig. 175 • *Stylotermes xichangensis*; soldier described and figured; key. China: Sichuan.
- Gao et al., 1992a: 39 • *Stylotermes xichangensis*; checklist; distribution. China: Sichuan.
- Hua, 2000: 26 • *Stylotermes xichangensis*; listed. China: Sichuan.
- Huang et al., 2000: 544–545, fig. 308 • *Stylotermes xichangensis*; soldier described and figured; key. China.
- Ahmad and Akhtar, 2002: 23 • *Stylotermes xichangensis*; catalog. China.

🌐 DISTRIBUTION: Oriental Region—China: Sichuan.

RHINOTERMITIDAE Froggatt, 1897

Rhinotermitinae Froggatt, 1897a: 518 [originally proposed as a subfamily, Rhinotermitinae].

TYPE GENUS: *Rhinotermes* Hagen, 1858.

- Desneux, 1904b: 9, 25, 26 • Termitinae [part]; characters; genera included.
- Desneux, 1904c: 286 • Rhinotermitini; tribe of Termitinae; characters; genera included.
- Handlirsch, 1907: 699 • Termitinae [part]; listed; genera and species included.
- Escherich, 1909: 173, 174, 179 • Termitinae [part]; characters; Rhinotermitini; of Termitinae; characters; *Rhinotermes*, *Arhinotermes* [sic] included.
- Handlirsch, 1923: 505, 506 • Termitini [part]; of Termitinae of Termitidae; key; synonymy.
- Light, 1924: 52 • Rhinotermitidae; key.
- Sjöstedt, 1926d: 7, 8, 45 • Rhinotermitidae; key.
- Emerson, 1928b: 423 • Rhinotermitidae; discussion; genera included.
- Handlirsch, 1930: 856, 857 • Termitini [part]; of Termitinae of Termitidae; key; genera included.
- Karny, 1930: 432 • Rhinotermitidae; listed; replacement for Holmgren's Mesotermitidae.
- Brues and Melander, 1932: 95 • Rhinotermitidae; key.
- Hill, 1932b: 10 • Rhinotermitidae; key.
- Kemner, 1934b: 49, 50 • Rhinotermitidae; synonymy.
- Light, 1934c: 121 • Rhinotermitidae; characters; *Serritermes* included.
- Wu, 1935: 218 • Rhinotermitidae; catalog; synonymy.
- Hare, 1937: 460, 461, 462, 463, 474, pl. 1 • Rhinotermitidae; phylogeny based on soldier mandibles; Mesotermitidae of Holmgren compared.
- Emerson, 1942: 11 • Rhinotermitidae; listed.
- Hill, 1942: 6, 8 • Rhinotermitidae; defining characters; list of Australian genera and species.
- Zimmerman, 1948: 162 • Rhinotermitidae; key.
- Snyder, 1949a: 64 • Rhinotermitidae; catalog; synonymy.
- Grassé, 1949: 533 • Rhinotermitidae; characters; subfamilies included.
- Grassé, 1952b: 53–54 • Rhinotermitidae; caste development.
- Lal and Menon, 1953: 2, 20 • Rhinotermitidae; catalog; reference list; key.
- Emerson, 1955: 506, 517 • Rhinotermitidae; number of genera and species; distribution.
- Ahmad, 1955b: 203 • Rhinotermitidae; key.
- Weidner, 1955b: 61 • Rhinotermitidae; paleontology; distribution; characters.
- Weidner, 1955f: 39, 54, 69 • Rhinotermitidae; key; characters; subfamilies included.
- Imms, 1957: 392 • Rhinotermitidae; characters; genera included.
- Ahmad, 1958: 34, 35 • Rhinotermitidae; key.
- Calaby and Gay, 1959: 212 • Rhinotermitidae; zoogeography; number of species.
- Harris, 1961a: 50, 65 • Rhinotermitidae; key; characters; subfamilies included.
- Webb, 1961: 8 • Rhinotermitidae; key.
- Bei-Bienko, 1964: 176 • Rhinotermitidae; characters.
- Tsai and Chen, 1964b: 57 • Rhinotermitidae; characters.
- Bouillon and Mathot, 1965: 15, 16, 19 • Rhinotermitidae; key; characters.
- Noirot and Noirot-Timotheé, 1965c: 269, fig. 2C • Rhinotermitidae; sternal gland location.
- Weesner, 1965: 33, 36 • Rhinotermitidae; key; characters; genera included.
- Bouillon and Mathot, 1966: 14 • Rhinotermitidae; number of genera and species in Ethiopian Region.
- Bei-Bienko, 1967: 207, 208 • Rhinotermitidae; key; characters.
- Miller, 1969: 297–301 • Rhinotermitidae; caste differentiation.
- Noirot and Noirot-Timotheé, 1969: 49–88 • Rhinotermitidae; gut morphology.
- Araujo, 1970d: 531, 533 • Rhinotermitidae; number of genera and species in Neotropical Region.
- Bouillon, 1970: 162 • Rhinotermitidae; genera included; biogeography; origins. Ethiopian Region.

- Krishna, 1970: 129, 130, 131, 137–139, figs. 1, 4 • Rhinotermitidae; key; phylogeny and distribution of included subfamilies and genera.
- Paulian, 1970: 286 • Rhinotermitidae; number of genera and species in Madagascar.
- Weesner, 1970: 495 • Rhinotermitidae; characters; biology.
- Weidner, 1970c: 11, 12, 20 • Rhinotermitidae; Rhinotermitinae [error for Rhinotermitidae in couplet 6]; key; characters; discussion.
- Emerson, 1971: 248–264 • Rhinotermitidae; taxonomic history; characters; phylogeny and genera included; origin; ecology; protozoa; distribution.
- Bouillon and Mathot, 1971: table • Rhinotermitidae; number of genera and species in Ethiopian Region.
- Quennedey, 1971b: 376–379 • Rhinotermitidae; sternal gland.
- Araujo, 1972a: 253, 255 • Rhinotermitidae; number of genera and species; distribution in Nearctic and Neotropical Regions.
- Chhotani and Bose, 1973: 233 • Rhinotermitidae; distribution of Indian taxa.
- Akhtar, 1974b: 90, 99, 100 • Rhinotermitidae; biogeography. Pakistan.
- Noirot and Quennedey, 1974: 63, fig. 3 • Rhinotermitidae; sternal gland; histology.
- Sen-Sarma, 1974: 452–454 • Rhinotermitidae; ecology and biogeography.
- Akhtar, 1975: 185, 190 • Rhinotermitidae; biogeography.
- Morimoto, 1975b: 8, 13 • Rhinotermitidae; key.
- Roonwal, 1975c: 31, 37 • Rhinotermitidae; phylogeny.
- Sen-Sarma et al., 1975: 22 • Rhinotermitidae; ecology. India.
- Noirot and Noirot-Timotheé, 1977: 695, 696, 700, 702, 706 • Rhinotermitidae; rectum; histology.
- Roonwal and Chhotani, 1977: 41 • Rhinotermitidae; key.
- Kevan, 1978: 314 • Rhinotermitidae; of suborder Termitodea and superfamily Termitoidea; number of species in Canada.
- Ruelle, 1978a: 752 • Rhinotermitidae; biogeography; South Africa.
- Prestwich, 1979d: 131, fig. 4 • Rhinotermitidae; phylogeny.
- Yamin, 1979: 28–36 • Rhinotermitidae; protozoa.
- Collins, 1980c: 270, table 4 • Rhinotermitidae; ecology; soil microfauna density. Malaysia.
- Ampion and Quennedey, 1981: 249, 253, 256, 257, 259, fig. 1 • Rhinotermitidae; sternal and tergal gland; phylogeny.
- Bose and Das, 1982: 199 • Rhinotermitidae; key.
- Brown, 1982: 351 • Rhinotermitidae; characters.
- Chhotani and Bose, 1983: 124 • Rhinotermitidae; distribution of Arabian taxa.
- Collins, 1983: 311–325 • Rhinotermitidae; ecology; population density; Malaysian fauna.
- Maiti, 1983: 16, 22 • Rhinotermitidae; key.
- Prestwich, 1983b: 292 • Rhinotermitidae; defensive secretions; biochemistry; phylogeny.
- Roonwal, 1983b: 366, 367, 379, 385 • Rhinotermitidae; wing microsculpturing.
- Chhotani, 1984: 110–111 • Rhinotermitidae; history; family-level characters; list of genera.
- Bose, 1984: 14, 74, 77–78 • Rhinotermitidae; key; remarks; distribution.
- Collins, 1984: 76 • Rhinotermitidae; key.
- Howse, 1984b: 482–491 • Rhinotermitidae; glands; secretions; biochemistry; behavior.
- Chhotani, 1985: 91–94 • Rhinotermitidae; distribution and zoogeography of Oriental taxa.
- Hrdý, 1985: 245–249 • Rhinotermitidae; hormones; soldier production.
- Noirot, 1985b: 41–57 • Rhinotermitidae; caste development.
- Roonwal and Rathore, 1985a: 405 • Rhinotermitidae; phylogeny.
- Vickery, 1985: 71, 72 • Rhinotermitidae; of superfamily Termitoidea; key; characters.
- Chhotani, 1986: 22, 24 • Rhinotermitidae; affinities and zoogeography of Oriental taxa.
- Abe, 1987: 126, 130, 141 • Rhinotermitidae; phylogeny; nest type; number of species.
- Bose and Das, 1987: 108 • Rhinotermitidae; key.
- Weesner, 1987: 135, 136–137 • Rhinotermitidae; key based on worker caste; characters; biology and ecology.

- Huang et al., 1989: 111 • Rhinotermitidae; key.
- Roonwal and Chhotani, 1989: 117, 120–122, 400–405, 564–568 • Rhinotermitidae [part] + Stylotermitidae; synonymy; characters; distribution and composition; key to subfamilies.
- Thakur, 1989b: 355 • Rhinotermitidae; number of genera and species. India.
- Martynova, 1991: 142 • Rhinotermitidae; characters; paleogeography.
- Thakur (R.K.), 1991: 26, 27, 30 • Rhinotermitidae; biogeography. Indian subregion.
- Watson and Gay, 1991: 342, 344–345 • Rhinotermitidae; key; characters; subfamilies included.
- Carpenter, 1992: 141–142 • Rhinotermitidae; characters; genera included.
- Fan, 1992: 506, 507, 509 • Rhinotermitidae; key; characters [exclude *Stylotermes*].
- Nickle and Collins, 1992: 212, 221 • Rhinotermitidae; key; characters.
- Spahr, 1992: 31 • Rhinotermitidae; synonymy; fossil taxa.
- Maiti and Saha, 1993: 514 • Rhinotermitidae [sic]; key.
- Rebello and Martius, 1994: 127–145 • Rhinotermitidae; flight; Amazon forest.
- Scheffrahn and Su, 1994: 462 • Rhinotermitidae; key.
- Kambhampati, 1995: 2017–2020 • Isoptera; termite-roach relationships.
- Noirot, 1995b: 197–226 • Rhinotermitidae; gut morphology.
- Noirot, 1995a: 321–323 • Rhinotermitidae; sternal gland; phylogeny.
- Jones, 1996: 297–305 • Rhinotermitidae; ecology; biomass, nest density. Brunei.
- Kambhampati et al., 1996: 229–238 • Rhinotermitidae; phylogeny based on DNA of m16S rRNA.
- Bacchus, 1997: 135–142 • Rhinotermitidae; exocrine glands on legs.
- Abensperg-Traun and Steven, 1997: 473 • Rhinotermitidae; species density in Australia.
- Poole and Gentili, 1997: 439 • Rhinotermitidae; listed.
- Zhu et al., 1997: 362, 363, fig. 2 • Rhinotermitidae; fossil distribution; genera listed.
- Constantino, 1999a: 409 • Rhinotermitidae; key.
- Bose, 1999: 23–24 • Rhinotermitidae; key.
- Huang and Li, 1999: 269 • Rhinotermitidae; key.
- Jamieson et al., 1999: 135, 136 • Rhinotermitidae; phylogeny based on sperm structure.
- Martius et al., 1999: 357–365 • Rhinotermitidae; ecology. Brazil.
- Medeiros et al., 1999: 76–87 • Rhinotermitidae; swarming; rainforest. Brazil.
- Eggleton, 2000: 37–38 • Rhinotermitidae; distribution.
- Huang et al., 2000: 159, 160, 274 • Rhinotermitidae; key; discussion.
- Kambhampati and Eggleton, 2000: 22 • Rhinotermitidae; key.
- Roisin, 2000: 102 • Rhinotermitidae; caste development.
- Eggleton and Tayasu, 2001: 943, 954, table 1, figs. 2, 8 • Rhinotermitidae; biodiversity; classification and phylogeny based on ecological characteristics: feeding groups and “lifeways.”
- Uys, 2002: 33 • Rhinotermitidae; remarks.
- Lo et al., 2004: 365–371 • Rhinotermitidae; phylogeny; COI, COII, 16S rRNA sequences; paraphyly; Heterotermitinae + Coptotermitinae sister to Termitidae.
- Engel and Krishna, 2004a: 5, table 1 • Rhinotermitidae; classification; listed.
- Ohkuma et al., 2004: 701–710 • Rhinotermitidae; phylogeny; COII sequences; possibly paraphyletic; Asian taxa.
- Rathore and Bhattacharyya, 2004: 7, 8 • Rhinotermitidae; key.
- Rathore and Tak, 2004a: 43 • Rhinotermitidae; key.
- Canello and DeSouza, 2005: 32 • Rhinotermitidae; characters; remarks; *Glossotermes* removed from the family.
- Crosland et al., 2005: 63–68 • Rhinotermitidae; arolium morphology.
- Grimaldi and Engel, 2005: 247, 251 • Rhinotermitidae; fossil history; phylogeny.
- Maiti, 2006: 2–4 • Rhinotermitidae; characters; subfamilies included; phylogeny [taken from Emerson 1971].
- Donovan et al., 2007: 1–10 • Rhinotermitidae; spatial distribution; soils; rainforest. Malaysia: Sabah.
- Bechly, 2007: 261 • Rhinotermitidae; characters.

- Bergamaschi et al., 2007: 735–753 • Rhinotermitidae; COII sequences; karyotype; phylogeny.
- Inward et al., 2007b: 953–967 • Rhinotermitidae; phylogeny; morphological and molecular data; life histories.
- Yamada et al., 2007: 3768–3777 • Rhinotermitidae; *nifH*; nitrogen fixation; symbiosis; phylogeny.
- Reis and Canello, 2007: 229–234 • Rhinotermitidae; diversity; distribution; Atlantic forest; richness.
- Legendre et al., 2008: 615–627 • Rhinotermitidae; rDNA COII sequences; phylogeny; worker caste.
- Quenedey et al., 2008: 168–185 • Rhinotermitidae; sternal gland; histology; phylogeny.
- Koshikawa et al., 2008: 859–867 • Rhinotermitidae; haploid genome size; phylogeny.
- Davis et al., 2009: 1750–1761 • Rhinotermitidae; phylogeny; supertree; species richness; diversification.
- Engel et al., 2009: table 3, fig. 3 • Rhinotermitidae; classification; geological time; phylogeny.
- Ware et al., 2010b: 204–219, figs. 1–5 • Rhinotermitidae; phylogeny; divergence time estimates.
- Vasconcellos, 2010: 455–461 • Rhinotermitidae; vertical distribution; quantitative survey; nest. Brazil.

Mesotermitidae Holmgren, 1910b: 285 [Holmgren included the following subfamilies: Leucotermitinae, Coptotermitinae, Rhinotermitinae, Serritermitinae, and Termitogetoninae. The family name is unavailable, as it is not based on any available genus].

Reticulitermatidae Szalanski et al., 2003: 1514 [**nomen nudum**; the name Reticulitermatidae does not meet the requirements of ICZN, 1999, arts. 13.1, 13.2, 16.1, and 16.2; Engel, 2011].

TYPE GENUS: *Reticulitermes* Holmgren, 1913 [Although *Reticulitermes* is obviously the type genus owing to the formation of the name, no type genus was formally designated as required by the ICZN, 1999, art. 16.2].

▲ 6 subfamilies; 12 genera: 315 living species, 18 fossil species; 1 fossil genus: 1 fossil species.

🌐🌐🌐 DISTRIBUTION: Australian Region; Ethiopian Region; Nearctic Region; Neotropical Region; Oriental Region; Palearctic Region; Papuan Region.

COPTOTERMITINAE Holmgren, 1910

Coptotermitinae Holmgren, 1910b: 285 [Lo et al.; 2004, Inward et al., 2007b, maintain that this subfamily contains both *Coptotermes* and *Heterotermes* and that Heterotermitinae (now containing only *Reticulitermes*) has precedence over Coptotermitinae].

TYPE GENUS: *Coptotermes* Wasmann, 1896.

- Holmgren, 1911a: 11, 71, 74 • Coptotermitinae; of Mesotermitidae; characters; key; composition; systematic position.
- Holmgren, 1911c: 206 • Coptotermitinae; key.
- Sjöstedt, 1926d: 8, 55 • Coptotermitinae; of Rhinotermitidae; key; reference list.
- Kemner, 1934b: 56 • Coptotermitinae; synonymy.
- Hare, 1937: 475, pl. 2 • Coptotermitinae; of Mesotermitidae; phylogeny after Holmgren.
- Snyder, 1949a: 75 • Coptotermitinae; catalog; reference list; synonymy.
- Grassé, 1949: 533 • Coptotermitinae; characters; genus included.
- Lal and Menon, 1953: 22, 23 • Coptotermitinae; catalog; reference list; key.
- Emerson, 1955: 516 • Coptotermitinae; number of genera; distribution.
- Tu, 1955a: 33, 34 • Coptotermitinae; distribution.
- Weidner, 1955f: 40, 54, 55, 69 • Coptotermitinae; key; characters; genus included; discussion.
- Harris, 1961a: 51–52 • Coptotermitinae; characters; genus included.
- Roonwal and Chhotani, 1962b: 3 • Coptotermitinae; reference list.
- Bouillon and Mathot, 1965: 20 • Coptotermitinae; key; characters.
- Araujo, 1970d: 531, 533 • Coptotermitinae; number of genera and species; ecology; distribution. Neotropical Region.
- Krishna, 1970: 131, 137, 138, figs. 1, 4 • Coptotermitinae; discussion; phylogeny of subfamily and genera; distribution.
- Weidner, 1970c: 11, 12, 21 • Coptotermitinae; key; discussion.
- Emerson, 1971: 265 • Coptotermitinae; listed.
- Sen-Sarma, 1974: 452 • Coptotermitinae; ecology and biogeography.
- Morimoto, 1975b: 13, 14, 15 • Coptotermitinae; key.
- Sen-Sarma et al., 1975: 27 • Coptotermitinae; distribution and ecology. India.
- Thakur, 1975a: 341–345 • Coptotermitinae; of Rhinotermitidae; zoogeography of Northwest Himalaya.
- Prestwich, 1979d: 131, fig. 4 • Coptotermitinae; phylogeny.
- Prestwich, 1979b: 462–463 • Coptotermitinae; chemical defense; frontal gland; biochemistry.
- Prestwich, 1983b: 290, 292, figs. 1, 2 • Coptotermitinae; defensive secretions; biochemistry; phylogeny.
- Roonwal, 1983b: 367, 377, 379 • Coptotermitinae; wing microsculpturing.
- Roonwal and Chhotani, 1989: 416–418 • Coptotermitinae; synonymy; characters; distribution and composition.
- Thakur, 1989b: 355 • Coptotermitinae; number of genera and species. India.
- Chuah et al., 1990: fig. 2 • Coptotermitinae; phylogeny based on defensive secretions.
- Watson and Gay, 1991: 345 • Coptotermitinae; characters; genera included; biology.
- Noirot, 1995b: 197–226 • Coptotermitinae; gut morphology.
- Poole and Gentili, 1997: 439 • Coptotermitinae; listed.
- Bose, 1999: 24–25 • Coptotermitinae; key.
- Kambhampati and Eggleton, 2000: 23 • Coptotermitinae; key.
- König et al., 2002: 125–156 • Coptotermitinae; hind gut fauna and flora; symbionts: protozoa and bacteria; physiology of digestion; review.
- Ohkuma et al., 2004: 701–710 • Coptotermitinae; phylogeny; COII sequences; Asian taxa.
- Engel and Krishna, 2004a: 2, 5, table 1 • Coptotermitinae; classification; listed.
- Inward et al., 2007b: 959, table 3 • Coptotermitinae; Coptotermitinae + Heterotermitinae as a clade.

- Maiti, 2006: 14, 15 • *Coptotermitinae*; key.
- Costa-Leonardo et al., 2009: 1–6 • *Coptotermitinae*; semiochemicals; trail, alarm and sex pheromones.
- Engel et al., 2009: 10 • *Coptotermitinae*; classification; listed.

Arrhinotermitinae Sjöstedt, 1926d: 8.

TYPE GENUS: *Arrhinotermes* Wasmann, 1902.

- Snyder, 1949a: 75 • *Arrhinotermitinae*; synonymized with *Coptotermitinae*.
- Grassé, 1949: 533 • *Arrhinotermitinae*; characters; genus included.
- Engel and Krishna, 2004a: 3, 5, table 1 • *Arrhinotermitinae*; classification; listed as synonym.
- Engel et al., 2009: 10 • *Arrhinotermitinae*; classification; listed as synonym.

▲ 1 genus: 67 living species, 4 fossil species.

🌐🌐🌐 DISTRIBUTION: Australian Region; Ethiopian Region; Nearctic Region; Neotropical Region; Oriental Region; Palearctic Region; Papuan Region.

Coptotermes Wasmann, 1896

Coptotermes Wasmann, 1896b: 629 [first introduced as a subgenus of *Termes* Linnaeus, 1758].

TYPE SPECIES: *Termes gestroi* Wasmann, 1896 by monotypy.

- Wasmann, 1897b: 151 • *Termes* (*Coptotermes*); characters; *Termes gestroi* as type species.
- Haviland, 1898: 378, 390 • *Termes* “section with *T. Gestroi* for type”; = subgenus *Coptotermes* of Wasmann; characters; key.
- Silvestri, 1903: 47 • *Coptotermes*; characters; distribution.
- Desneux, 1904e: 375 • *Coptotermes*; characters; species included.
- Desneux, 1904b: 29, 32, 34 • *Termes* (*Coptotermes*); reference list; key; characters; species included.
- Escherich, 1909: 176 • *Coptotermes*; characters.
- Holmgren, 1910b: 285 • *Coptotermes*; listed.
- Holmgren, 1911a: 11, 71, 73, 74 • *Coptotermes*; key; characters; species included; distribution.
- Banks, 1919: 479 • *Coptotermes*; key.
- Warren, 1919: 2 • *Coptotermes*; distribution.
- Light, 1924: 52 • *Coptotermes*; key.
- Emerson, 1925: 344 • *Coptotermes*; distribution; discussion.
- Snyder, 1925h: 401 • *Coptotermes*; remarks about synonymy.
- Hill, 1925c: 89 • *Coptotermes*; characters.
- Sjöstedt, 1926d: 55–56 • *Coptotermes*; reference list.
- Light, 1927a: 75–88 • *Coptotermes*; definition of measurements.
- Bathellier, 1927: 134 • *Coptotermes*; characters.
- Emerson, 1928b: 405, 419, 423 • *Coptotermes*; key; distribution; discussion.
- Light, 1930f: 17, 18 • *Coptotermes*; key.
- Light, 1933: 82 • *Coptotermes*; key.
- Kemner, 1934b: 56–57 • *Coptotermes*; synonymy.
- Snyder, 1934a: 24, 27 • *Coptotermes*; key.
- Wu, 1935: 218 • *Coptotermes*; catalog; reference list.
- Hare, 1937: 474, pl. 1 • *Coptotermes*; phylogeny.
- Harris, 1941: 202 • *Coptotermes*; key.
- Hill, 1942: 14, 140–141, 202–205 • *Coptotermes*; *Eutermes* [part]; key; synonymy; imago, soldier, worker diagnosed.
- Tembrock, 1944: fig. 11 • *Coptotermes*; map; species distribution.

- Snyder, 1949a: 75 • *Coptotermes*; catalog; reference list; synonymy.
- Cachan, 1949: 186, 221, 222 • *Coptotermes*; key; synonymy; characters.
- Ratcliffe et al., 1952: 54, 75–80 • *Coptotermes*; key; discussion; biology; species included.
- Lal and Menon, 1953: 23–24 • *Coptotermes*; catalog; reference list; key.
- Emerson, 1955: 509 • *Coptotermes*; number of species; distribution.
- Ahmad, 1955b: 212 • *Coptotermes*; key.
- Weidner, 1955f: 69 • *Coptotermes*; number of species; distribution.
- Ahmad, 1958: 59, 60 • *Coptotermes*; key.
- Calaby and Gay, 1959: 212 • *Coptotermes*; zoogeography; number of species.
- Roonwal and Chhotani, 1960c: 125–132 • *Coptotermes*; tibial spur formula.
- Webb, 1961: 9 • *Coptotermes*; key.
- Roonwal and Chhotani, 1962a: 294 • *Coptotermes*; key.
- Ranaweera, 1962: 90 • *Coptotermes*; key.
- Roonwal and Chhotani, 1962b: 3–8 • *Coptotermes*; synonymy; characters; composition; key to species.
- Roonwal, and Bose, 1964: 8 • *Coptotermes*; key.
- Tsai and Chen, 1964b: 57, 62 • *Coptotermes*; key; characters.
- Ahmad, 1965: 7, 8 • *Coptotermes*; key.
- Bouillon and Mathot, 1965: 20, 74, 75, pl. 5: fig. 6b • *Coptotermes*; characters; imago/worker mandibles figured.
- Weesner, 1965: 36, 37, 64 • *Coptotermes*; key; characters.
- Krishna, 1966: 1094, 1096 • *Coptotermes*; key.
- Harris, 1966d: 161 • *Coptotermes*; characters.
- Chatterjee and Thakur, 1967: 4 • *Coptotermes*; key.
- Harris, 1968c: 6 • *Coptotermes*; key.
- Roonwal and Bose, 1970a: 119 • *Coptotermes*; key.
- Araujo, 1970d: 533 • *Coptotermes*; distribution; number of species in Neotropical Region.
- Bess, 1970: 469 • *Coptotermes*; number of species; distribution. Oceanic Islands.
- Gay and Calaby, 1970: 410–412 • *Coptotermes*; biology; distribution. Australia.
- Harris, 1970b: 310, fig. 6 • *Coptotermes*; northern limits in eastern Palearctic.
- Weesner, 1970: 507 • *Coptotermes*; biology.
- Emerson, 1971: 265–268 • *Coptotermes*; taxonomy; characters; phylogeny; ecology; distribution.
- Bouillon and Mathot, 1971: table • *Coptotermes*; number of species in Ethiopian Region; soldier measurements.
- Chaudhry et al., 1972: 12 • *Coptotermes*; characters.
- Coaton and Sheasby, 1972: 24, 57–59, 101, figs. 9C–D, 33 • *Coptotermes*; soldier figured; key; ecology; biology; distribution. Namibia.
- Chhotani and Bose, 1973: 233 • *Coptotermes*; distribution. Indian region.
- Akhtar, 1974b: 90, 91, 96, 97, 100 • *Coptotermes*; distribution; ecology. Pakistan.
- Roonwal et al., 1974: 63 • *Coptotermes*; wing cuticular structures.
- Sen-Sarma, 1974: 424, 440, 446, 452 • *Coptotermes*; ecology and biogeography.
- Akhtar, 1975: 35, 36 • *Coptotermes*; key.
- Morimoto, 1975c: 52 • *Coptotermes*; remarks.
- Morimoto, 1975b: 15 • *Coptotermes*; key.
- Quennedey and Deligne, 1975: 246, 261, 262, 264 • *Coptotermes*; frontal gland; fontanelle and labrum; defense; phylogeny.
- Sen-Sarma et al., 1975: 1–2, 4, 7, 26–27 • *Coptotermes*; distribution and ecology; key. India.
- Araujo, 1977c: 24 • *Coptotermes*; catalog.
- Mathews, 1977: 87 • *Coptotermes*; synonymy; characters.
- Roonwal and Verma, 1977b: 465 • *Coptotermes*; biogeography.
- Roonwal and Rathore, 1977: 308 • *Coptotermes*; wing microsculpturing.
- Roonwal and Chhotani, 1977: 42, 43 • *Coptotermes*; key.
- Abe, 1979: 128, 132 • *Coptotermes*; ecology.

- Bandeira, 1979b: 491 • *Coptotermes*; ecology. Brazil: Amazonas State.
- Chhotani and Bose, 1979b: 17, 19 • *Coptotermes*; nesting behavior and nests. India.
- Prestwich, 1979d: 131 • *Coptotermes*; secretions; biochemistry; defense.
- Roonwal et al., 1979b: 340–341, 351 • *Coptotermes*; remarks; wing microsculpturing.
- Sen-Sarma and Thakur, 1979: 4 • *Coptotermes*; key.
- Chhotani, 1980: 5, 29 • *Coptotermes*; Indian species listed; key.
- Mill, 1982a: 255 • *Coptotermes*; habitat; nest location; food; locality. Brazil.
- Bose and Das, 1982: 199 • *Coptotermes*; key.
- Lenz and Barrett, 1982: 47–59 • *Coptotermes*; role of neotenic.
- Mill, 1982b: 56 • *Coptotermes*; habitat; nest location; food.
- Quennedey, 1982: 463–467 • *Coptotermes*; frontal and sternal glands; histology.
- Chhotani and Bose, 1983: 126–127 • *Coptotermes*; distribution. Indian subcontinent.
- Maiti, 1983: 17, 22 • *Coptotermes*; key.
- Prestwich, 1983b: 300 • *Coptotermes*; trail pheromones.
- Roonwal, 1983b: 364 • *Coptotermes*; wing microsculpturing.
- Chhotani, 1984: 111–112 • *Coptotermes*; key; taxonomy; distribution and zoogeography; biology; ecology; nesting behavior.
- Abe, 1984: 71 • *Coptotermes*; distribution.
- Bose, 1984: 78, 81 • *Coptotermes*; key; synonymy; remarks.
- Collins, 1984: 76 • *Coptotermes*; key.
- Prestwich, 1984a: 207, fig. 2 • *Coptotermes*; defensive chemicals.
- Chhotani, 1985: 91, 94 • *Coptotermes*; distribution and zoogeography.
- Perry et al., 1985: 72 • *Coptotermes*; remarks.
- Prestwich, 1985b: 446, 449 • *Coptotermes*; trail pheromones; defensive chemicals; biochemistry.
- Chhotani, 1986: 22, 24 • *Coptotermes*; Oriental Region distribution and zoogeography.
- Abe, 1987: 127 • *Coptotermes*; ecology; nest distribution.
- Bose and Das, 1987: 108 • *Coptotermes*; key.
- Huang et al., 1989: 201, 219 • *Coptotermes*; key; characters; distribution.
- Roonwal and Chhotani, 1989: 418–422 • *Coptotermes*; synonymy; characters; distribution and composition; key to species.
- Thakur, 1989b: 352 • *Coptotermes*; ecology.
- Thakur (R.K.), 1989: 8 • *Coptotermes*; key.
- Nickle and Collins, 1990: 93, 111 • *Coptotermes*; key; characters.
- Chhotani and Bose, 1991: 262 • *Coptotermes*; key.
- Li, 1991: 26 • *Coptotermes*; distribution in China.
- Carpenter, 1992: 142 • *Coptotermes*; fossil distribution.
- Fan, 1992: 507 • *Coptotermes*; key.
- Nickle and Collins, 1992: 221, 222 • *Coptotermes*; key; characters.
- Spahr, 1992: 31 • *Coptotermes*; synonymy; fossil taxa.
- Watson et al., 1992: 242 • *Coptotermes*; cuticular hydrocarbons [abstract].
- Maiti and Saha, 1993: 516, 517 • *Coptotermes*; key.
- Watson and Abbey, 1993b: 3 • *Coptotermes*; remarks; Australian species.
- Maiti and Chakraborty, 1994: 8 • *Coptotermes*; key.
- Gao et al., 1996: 66, fig. 7.9 • *Coptotermes*; key; characters; discussion; distribution.
- Akhtar and Ahmad, 1997: 215, 218 • *Coptotermes*; zoogeographical distribution. Pakistan.
- Poole and Gentili, 1997: 494, 495 • *Coptotermes*; listed.
- Constantino, 1998b: 156 • *Coptotermes*; catalog.
- Fontes, 1998: 329 • *Coptotermes*; catalog.
- Fontes and Monteiro, 1998: 36 • *Coptotermes*; etymology and pronunciation.
- Sands, 1998: 25, 67–69, figs. 43–61, pl. 1: fig. 4 • *Coptotermes*; key; worker described; worker mandibles, gut figured; biology and economic status; distribution.
- Constantino, 1999a: 396, 411 • *Coptotermes*; key; biology; distribution.
- Bose, 1999: 24–25, 143 • *Coptotermes*; key; distribution.
- Huang and Li, 1999: 279 • *Coptotermes*; key; characters.

- Takematsu, 1999c: 40 • *Coptotermes*; key based on gut characters.
- Wang and Grace, 1999b: 295–305 • *Coptotermes*; list of species from Australia, China, Hong Kong, Japan and USA.
- Huang et al., 2000: 275, 299–300 • *Coptotermes*; key; characters; distribution.
- Thorne et al., 2000: 80 • *Coptotermes*; number of fossil species; age; distribution.
- Constantino, 2002a: 18 • *Coptotermes*; key.
- Constantino, 2002c: fig. 2 • *Coptotermes*; distribution map of South American species.
- Uys, 2002: 33–36, fig. 68 • *Coptotermes*; key; species included; diagnosis; biology; distribution. South Africa.
- Ensaf et al., 2003e: 245–248 • *Coptotermes*; unidentified species in copal; distribution. French Guiana.
- Maiti et al., 2003: 240 • *Coptotermes*; key.
- Rathore and Tak, 2004a: 43 • *Coptotermes*; key.
- Rathore and Bhattacharyya, 2004: 8 • *Coptotermes*; key.
- Sornuwat et al., 2004: 356, 359 • *Coptotermes*; key, number of species. Thailand.
- Rathore and Mandal, 2005: 69 • *Coptotermes*; key to species; habitats. India: Rajasthan.
- Maiti, 2006: 15, 25–32 • *Coptotermes*; key; synonymy; characters; key to species; distribution.
- Maiti et al., 2007: 242 • *Coptotermes*; key.
- Bourguignon and Roisin, 2011: 59–60 • *Coptotermes*; characters; key; distribution.

Arrhinotermes Wasmann, 1902d: 103–104, 139 [*Arrhinotermes* was described for the new species *A. heimi* and also *A. oceanicus* (mentioned in footnote, p. 103 and described, p. 139. Wasmann did not provide any indication of which was the type species. Desneux, 1904b listed *Arrhinotermes* as a valid subgenus of *Termes* and included both of Wasmann's taxa, also without indication of which was the type species. Holmgren, 1911a: 549 noted that *A. heimi* was actually a species of *Coptotermes*, that *A. oceanicus* belonged to *Arrhinotermes*, and that "*Prorhinotermes* = *Arrhinotermes*." However, Holmgren was incorrect in stating that Wasmann selected *A. heimi* as the type of *Arrhinotermes*. By using *Arrhinotermes* as a valid genus based on *A. oceanicus*, Holmgren, 1911a and b was apparently intending that *Arrhinotermes* be characterized by *A. oceanicus*, rather than *A. heimi*, which he transferred to *Coptotermes*. However, his statements are not clear enough to be considered a definitive type selection under ICZN, 1999, arts. 68 and 69. Holmgren's misinterpretation of Wasmann's non-selection of type species has created a long-standing confusion as to the correct type species for *Arrhinotermes* (see Banks, 1920; Light, 1921; Emerson, 1925; Snyder, 1949a. Snyder 1925g: 401 inadvertently selected *A. heimi* as the type species by explicitly mentioning it as such (ICZN, 1999, art. 69.1.1. Although Roonwal and Chhotani, 1962 selected *heimi* as the genotype by elimination, such a selection is invalid as per ICZN, 1999, art. 69.4].

TYPE SPECIES: *Arrhinotermes heimi* Wasmann, 1902 by subsequent designation; see Snyder, 1925g: 401 [selected as type species under ICZN, 1999, art. 69.1.1].

- Desneux, 1904b: 29, 33, 34 • *Termes* (*Arrhinotermes*) [part]; reference list; key; characters; species included.
- Holmgren, 1910b: 285 • *Arrhinotermes*; listed.
- Holmgren, 1911a: 11, 72 • *Arrhinotermes*; key; characters [species included all belong to *Prorhinotermes*]; discussion on type species.
- Holmgren, 1911d: 549 • *Arrhinotermes*; synonymized with *Coptotermes* and *Prorhinotermes*.
- Kemner, 1931: 15 • *Arrhinotermes*; listed as a synonym of *Prorhinotermes*.
- Snyder, 1949a: 75, 85 • *Arrhinotermes*; remarks; listed as a synonym of *Coptotermes* and *Prorhinotermes*.
- Webb, 1961: 9 • *Arrhinotermes*; key.

Vastitermes Sjöstedt, 1926d: 27 [junior subjective synonym of *Coptotermes* Wasmann, 1896].

TYPE SPECIES: *Calotermes paradoxus* Sjöstedt, 1911 by original designation.

— Emerson, 1928b: 423 • *Vastitermes*; synonymized with *Coptotermes*.

Oligocrinitermes Xia and He, 1986: 160, 180 [proposed as a subgenus of *Coptotermes*; however, since no type species was selected, it is an unavailable name].

— Huang et al., 2000: 300 • *Coptotermes* (*Oligocrinitermes*); key [subgenus name invalid, as no type species designated].

Polycrinitermes Xia and He, 1986: 157, 178 [proposed as a subgenus of *Coptotermes*; however, since no type species was selected, it is an unavailable name].

— Huang et al., 2000: 300 *Coptotermes* (*Polycrinitermes*); key [subgenus name invalid, as no type species designated].

▲ 67 living species, 4 fossil species.

🌐🌐🌐 DISTRIBUTION: Australian Region; Ethiopian Region; Nearctic Region; Neotropical Region; Oriental Region; Palearctic Region; Papuan Region.

Coptotermes acinaciformis (Froggatt, 1898)

Coptotermes acinaciformis acinaciformis (Froggatt, 1898)

Termes acinaciformis Froggatt, 1898: 740–741 (imago, soldier), pl. 34, figs. 7, 7a.

TYPE DATA: Lectotype: AMNH imago ♂. Paralectotypes: AMNH imago, soldiers, ANIC soldier, NMV imagoes, soldiers, workers.

LECTOTYPE DESIGNATION: Hill, 1942: 147 • “Hololectotype” [= lectotype] designated.

TYPE LOCALITY: Australia: Western Australia: Halls Creek.

- French, 1893: 136, 137, pl. 32 • *Termes australis* [misidentification]; imago = *acinaciformis* or *flavus* fide Hill, 1926: 203.
- Froggatt, 1898: 721 • *Coptotermes lacteus* [some localities for *acinaciformis*].
- Desneux, 1904b: 40 • *Termes* (*Eutermes*) *acinaciformis*; reference list. Australia.
- Froggatt, 1905: 33, 35 • *Coptotermes* (*Termes*) *acinaciformis*; characters; locality; new combination. Australia.
- Bugnion and Popoff, 1910a: 121 • *Coptotermes acinaciformis*; listed.
- Holmgren, 1911a: 73 • *Coptotermes acinaciformis*; listed; *Coptotermes australis*; listed. Australia.
- Hill, 1915: 92, pls. 14–18 • *Coptotermes acinaciformis*; queen measurements; nest described and figured; locality. Australia.
- Hill, 1922b: 159, pl. 25, figs. 2–3 • *Coptotermes acinaciformis*; nest figured; biology; locality. Australia.
- Hill, 1926c: 205–206 • *Coptotermes acinaciformis*; synonymy; imago, soldier described; biology; locality. Australia [part; locality only].
- Light, 1927a: 78, 81, 85, 86 • *Coptotermes acinaciformis*; measurements.
- Light and Davis, 1929: 66 • *Coptotermes acinaciformis*; comparisons.
- Hill, 1932b: 22 • *Coptotermes acinaciformis*; remarks; locality.
- Hill, 1935: 27 • *Coptotermes acinaciformis*; biology.
- Jucci, 1937: 305 • *Coptotermes acinaciformis*; distribution.
- Lever, 1939a: 18 • *Coptotermes* ?*acinaciformis*; introduced into Fiji.
- Miller, 1941: 333–334 • *Coptotermes acinaciformis*; listed. New Zealand.

- Hill, 1942: 141–147, figs. 79, 80, pl. 4: fig. 1 • *Coptotermes acinaciformis*; imago, soldier described and figured; synonymy; distribution; biology. Australia [not all localities]; New Zealand.
- Kelsey, 1944b: 232, 233, 237, 239, 240, 241, 244, figs. 1, 4A, 7A, 8A, 9A, 20G • *Coptotermes acinaciformis*; synonymy; key; imago, soldier, wing micrasters described and figured; distribution. New Zealand.
- Kelsey, 1945b: 353–359, figs. 1, 3 • *Coptotermes acinaciformis*; damage; biology.
- Snyder, 1949a: 76 • *Coptotermes acinaciformis*; catalog; reference list. Australia.
- Ratcliffe et al., 1952: 80, 81, fig. 11K • *Coptotermes acinaciformis*; key; soldier figured; characters; biology; damage; distribution.
- Roonwal and Pant, 1953: 47 • *Coptotermes acinaciformis*; collection catalog. Australia.
- Gay, 1955b: 58 • *Coptotermes acinaciformis*; introduced into New Zealand.
- Calaby, 1956b: 114, 115, 118, 119, 120, fig. 1 • *Coptotermes acinaciformis*; nest figured; biology; *Ahamitermes hillii* parasitic on nests.
- Calaby and Gay, 1956: 19–22, 24–30, 35, 37, 39 • *Coptotermes acinaciformis acinaciformis*; discussion on status; biology; damage; distribution records; *stat. nov.* Australia.
- Calaby and Gay, 1959: 215, 216, 217, 218, 221, 222 • *Coptotermes acinaciformis*; biology; ecology.
- Roonwal and Chhotani, 1960c: 126, 127, 131, fig. 4 • *Coptotermes acinaciformis*; legs figured; tibial spur formula.
- Harris, 1961a: 52, 97, 100 ff. • *Coptotermes acinaciformis*; damage; distribution.
- Becker and Seifert, 1962: 276 • *Coptotermes acinaciformis*; nest material chemistry.
- Greaves, 1962: 630–651, figs. 1–5, pl. 1 • *Coptotermes acinaciformis*; biology; distribution. Australia.
- Mathur and Thapa, 1962a: 19 • *Coptotermes acinaciformis*; collection catalog. Australia; New Zealand.
- Greaves, 1964: 250–262 • *Coptotermes acinaciformis*; nest temperature.
- Gay, 1967: 13, 29, 30, 37, 70, fig. 16 • *Coptotermes acinaciformis*; imago, soldier described and figured; distribution. Fiji; New Zealand: introduced.
- Greaves, 1967: 19–33 • *Coptotermes acinaciformis*; colony population.
- Gay, 1968a: 411, 414 • *Coptotermes acinaciformis*; association.
- Gay and Calaby, 1970: 412–414 • *Coptotermes acinaciformis acinaciformis*; biology; distribution. Australia.
- Quennedey and Deligne, 1975: figs. 1, 2 • *Coptotermes acinaciformis*; soldier head figured; fontanelle.
- Sen-Sarma et al., 1975: 71 • *Coptotermes acinaciformis*; mentioned. Australia.
- Roonwal, 1978d: 167–168 • *Coptotermes acinaciformis acinaciformis*; biology; ecology; distribution.
- Watson et al., 1978b: 102, 104, 106 • *Coptotermes acinaciformis*; distribution; ecology.
- Roonwal et al., 1979b: 341–343, fig. 8 • *Coptotermes acinaciformis*; wing microsculpturing.
- Howick and Creffield, 1980: 17–23 • *Coptotermes acinaciformis*; antagonistic behavior.
- Bain and Jenkin, 1983: 368, 370 • *Coptotermes acinaciformis*; distribution. New Zealand: established.
- Prestwich, 1984a: table 1 • *Coptotermes acinaciformis*; checklist; ecology; defense mode; chemicals; distribution.
- Perry et al., 1985: 72 • *Coptotermes acinaciformis*; listed.
- Roonwal, 1985b: fig. 6 • *Coptotermes acinaciformis*; wing microsculpturing.
- Lenz et al., 1986b: 237–244 • *Coptotermes acinaciformis acinaciformis*; neotomics. Australia.
- Abensperg-Traun and de Boer, 1990: 219–226 • *Coptotermes acinaciformis*; checklist; ecology; biomass; habitat; distribution. Australia.
- Brown et al., 1990: 319–324, fig. 1 • *Coptotermes acinaciformis*; cuticular hydrocarbons.
- Watson and Gay, 1991: figs. 20. 1, 20. 15F • *Coptotermes acinaciformis*; imago, soldier, worker figured.
- Watson et al., 1992: 242 • *Coptotermes acinaciformis*; cuticular hydrocarbons [abstract].
- Abensperg-Traun, 1993: 37 • *Coptotermes acinaciformis*; foraging; defense.

- Watson and Abbey, 1993b: 32, fig. 41 • *Coptotermes acinaciformis acinaciformis*; distribution map [some records for *raffrayi* included].
- Miller, 1994b: 317–318 • *Coptotermes acinaciformis*; nest and queen migration.
- Sugimoto et al., 1997: 211, 213, 216, 218 • *Coptotermes acinaciformis*; methane and hydrogen emissions. Australia.
- Abensperg-Traun and Perry, 1998: pl. 1 • *Coptotermes acinaciformis*; nest figured; distribution.
- Sands, 1998: 69, 326, figs. 43–45 • *Coptotermes acinaciformis*; worker mandibles, gut figured; locality. Australia.
- Tayasu et al., 1998: 536–538 • *Coptotermes acinaciformis*; nitrogen fixation; isotope effect; humification; feeding; phylogeny; checklist. Australia: Darwin.
- Watson et al., 1998: 188, figs. 1–3 • *Coptotermes acinaciformis acinaciformis*; imago, soldier, worker figured; catalog; synonymy; distribution; ecology. Australia.
- Evans et al., 1999: 823–830 • *Coptotermes acinaciformis*; cannibalism; foraging; mark-recapture.
- Wang and Grace, 2000c: 21–31 • *Coptotermes acinaciformis*; allozymes; esterases.
- Dawes-Gromadzki and Spain, 2003: 449–456 • *Coptotermes acinaciformis*; ecology; foraging; seasonality.
- Dawes-Gromadzki, 2003: 397–404 • *Coptotermes acinaciformis*; ecology; foraging.
- Austin et al., 2004a: 548–555 • *Coptotermes acinaciformis*; COII sequences; phylogeny.
- Brown et al., 2004: 623–658 • *Coptotermes acinaciformis*; cuticular hydrocarbons.
- Scheffrahn et al., 2004: 872–876 • *Coptotermes acinaciformis*; 16S rRNA sequences; phylogeny.
- Szalanski et al., 2004a: 145–151 • *Coptotermes acinaciformis*; 16S rRNA sequences.
- Bergamaschi et al., 2005: 239–242 • *Coptotermes acinaciformis*; 16S rDNA sequences; maximum parsimony, maximum likelihood trees.
- Dawes-Gromadzki, 2005: 152–157 • *Coptotermes acinaciformis*; ecology; feeding and nesting groups.
- Lo et al., 2006: 433–437 • *Coptotermes acinaciformis*; COII sequences; phylogeny.
- Maiti, 2006: 32–33, fig. 7 • *Coptotermes acinaciformis acinaciformis*; key; synonymy; imago, soldier described and figured; distribution. Australia.
- Bergamaschi et al., 2007: 735–753 • *Coptotermes acinaciformis*; COII sequences; karyotype; phylogeny.
- Yeap et al., 2009: 1077–1090 • *Coptotermes acinaciformis*; mitochondrial DNA; phylogeny.
- Zhang et al., 2010: 93–98 • *Coptotermes acinaciformis*; 16S rRNA; molecular phylogeny.

🌐 DISTRIBUTION: Australian Region—Australia: Capital Territory, New South Wales, Northern Australia, Queensland, South Australia, Victoria, Western Australia; New Zealand: introduced and established.

Coptotermes acinaciformis raffrayi Wasmann, 1900

Termes (Coptotermes) raffrayi Wasmann, 1900b: 244–245 (soldier).

TYPE DATA: Holotype: NHMM soldier (holotype by monotypy).

TYPE LOCALITY: Australia: Western Australia: Swan River.

- Desneux, 1904b: 35 • *Termes (Coptotermes) Raffrayi*; reference list. Australia.
- Froggatt, 1905: 33, 35–36 • *Coptotermes “Termes” raffrayi*; characters; locality. Australia.
- Silvestri, 1909b: 293 • *Coptotermes raffrayi*; synonymized with *lateus*; new combination.
- Bugnion and Popoff, 1910a: 121 • *Coptotermes raffrayi*; listed.
- Hill, 1921a: 263–267, figs. 1–15 • *Coptotermes raffrayi*; imago (previously unknown), soldier, worker described and figured; locality. Australia [some localities for *acinaciformis*].
- Hill, 1922b: 160 • *Coptotermes raffrayi*; remarks; locality. Australia.
- Hill, 1926c: 206 • *Coptotermes raffrayi*; locality. Australia [some localities = *acinaciformis*].
- Light, 1927a: 78, 81, 85, 86 • *Coptotermes raffrayi*; measurements.

- Hill, 1942: 168–169, fig. 89 • *Coptotermes raffrayi*; imago, soldier described and figured; synonymy; distribution; biology. Australia [some localities = *acinaciformis*].
- Snyder, 1949a: 82 • *Coptotermes raffrayi*; catalog; reference list. Australia.
- Ratcliffe et al., 1952: 80, 83–84 • *Coptotermes raffrayi*; key; soldier figured; characters; biology; damage; distribution.
- Calaby and Gay, 1956: 19, 20, 21, 22, 23, 29, fig. 1 • *Coptotermes acinaciformis raffrayi*; *stat. nov.*; discussion; nest described and figured; biology; distribution records. Australia.
- Calaby and Gay, 1959: 217 • *Coptotermes raffrayi*; distribution.
- Roonwal and Chhotani, 1960c: 127 • *Coptotermes raffrayi*; tibial spur formula.
- Mathur and Thapa, 1962a: 23 • *Coptotermes raffrayi*; collection catalog. Australia.
- Van Boven, 1969a: 40 • *Coptotermes raffrayi*; listed. Australia.
- Gay and Calaby, 1970: 414 • *Coptotermes acinaciformis raffrayi*; biology; distribution. Australia.
- Ruelle, 1975b: 4 • *Coptotermes acinaciformis* form *raffrayi*; “types” [= nontypes] listed.
- Roonwal, 1978d: 168 • *Coptotermes acinaciformis raffrayi*; biology; distribution.
- Roonwal et al., 1979b: 341, 344 • *Coptotermes raffrayi*; wing microsculpturing.
- Perry et al., 1985: 72, fig. 5H • *Coptotermes acinaciformis raffrayi*; characters; soldier figured; biology.
- Postle and Abbott, 1991: 183, 184, 185, fig. 1 • *Coptotermes acinaciformis raffrayi*; distribution. Australia.
- Watson and Abbey, 1993b: 32, fig. 42 • *Coptotermes acinaciformis raffrayi*; distribution map.
- Watson et al., 1998: 188–189 • *Coptotermes acinaciformis raffrayi*; catalog; synonymy; distribution; ecology. Australia.
- Brown et al., 2004: 623–658 • *Coptotermes acinaciformis raffrayi*; cuticular hydrocarbons.
- Maiti, 2006: 34–35, fig. 44 • *Coptotermes acinaciformis raffrayi*; key; synonymy; imago, soldier described and figured; distribution. Australia.

🌐 DISTRIBUTION: Australian Region—Australia: Western Australia.

Coptotermes amanii (Sjöstedt, 1911)

Eutermes (Coptotermes) amanii Sjöstedt, 1911b: 17–18 (soldier, worker).

TYPE DATA: Syntypes: NHRM soldiers, workers, AMNH soldiers, workers, IEA soldiers, workers, NCIP soldier [incorrectly cited as paratype by Ruelle, 1975b].

TYPE LOCALITY: Tanzania: Usambara: Amani.

- Sjöstedt, 1915: 18 • *Coptotermes amanii*; locality; new combination. Tanzania.
- Hegh, 1922: 684 • *Coptotermes amanii*; reference list; distribution.
- Sjöstedt, 1926d: 56, 58, fig. 19, pl. 2: figs. H1, H2 • *Coptotermes Amanii*; reference list; key; biology; locality. Tanzania.
- Sjöstedt, 1927a: 97 • *Coptotermes sjostedti* var. *subintacta*; soldier characters [Somalia record = *amanii* fide Harris, 1966: 170].
- Emerson, 1928b: 424 • *Coptotermes amanii*; listed.
- Harris, 1936: 362 • *Coptotermes amanii*; biology; distribution. Tanzania.
- Ghidini, 1938: 225 • *Coptotermes sjostedti* var. *subintacta*; biology; distribution [Somalia only].
- Harris, 1941: 202 • *Coptotermes amanii*; distribution.
- Snyder, 1949a: 76 • *Coptotermes amanii*; catalog; reference list. Tanzania.
- Kemp, 1955: 114, 116, 118, 124 • *Coptotermes amanii*; ecology; distribution based on vegetation zones. Tanzania.
- Roonwal and Chhotani, 1960c: 127 • *Coptotermes amanii*; tibial spur formula.
- Harris, 1961a: 26, 110, 156, 162, pls. 8, 44 • *Coptotermes amanii*; nest figured; colony foundation; damage; distribution.
- Mathur and Thapa, 1962a: 19 • *Coptotermes amanii*; collection catalog. Tanganyika.

- Harris, 1963c: 8 • *Coptotermes amanii*; imago (previously undescribed) described. Tanzania: Amani.
- Bouillon and Mathot, 1965: 40 • *Coptotermes amanii*; catalog. South Africa.
- Harris, 1966d: 161, 162, 163–165, 170, figs. 1, 2D, 3A • *Coptotermes amanii*; imago, soldier described and figured; key; ecology; biology; distribution. Kenya; Malawi; Somalia; Tanzania; Zimbabwe [*Coptotermes sjostedti* var. *subintacta*; Sjöstedt, 1927 record from Somalia = *amanii* fide Emerson].
- Gay, 1967: 13, 30 • *Coptotermes amanii*; distribution; intercepted in South Africa.
- Harris, 1968a: 236, 238 • *Coptotermes amanii*; discussion, key.
- Bouillon, 1970: 233 • *Coptotermes amanii*; flight records. Tanzania.
- Bouillon and Mathot, 1971: 8, table: no. 57 • *Coptotermes amanii*; catalog; measurements; distribution. Kenya; Malawi; Rhodesia; Somalia; Tanzania.
- Coaton and Sheasby, 1972: 29, figs. 9C–D • *Coptotermes amanii*; soldier figured.
- Becker, 1975b: 183–185 • *Coptotermes amanii*; building behavior; magnetic field.
- Ruelle, 1975b: 4 • *Coptotermes amanii*; types listed.
- Sen-Sarma et al., 1975: 71 • *Coptotermes amanii*; mention. Europe.
- Coaton and Sheasby, 1976a: 140–145, fig. 1, pls. 1, 2 • *Coptotermes amanii*; synonymy; types; ecology; biology; distribution. Kenya; Malawi; South Africa: intercepted; Tanzania.
- Lenz, 1976: 73–89 • *Coptotermes amanii*; caste differentiation.
- Williams, 1977: 122 • *Coptotermes amanii*; pest; ecology; distribution by vegetation zones.
- Roonwal et al., 1979b: 341, 343, pl. 2 • *Coptotermes amanii*; wing microsculpturing.
- Roonwal, 1983a: fig. 5a • *Coptotermes amanii*; wing surfaces figured.
- Roonwal, 1983b: pl. 2: fig. 1 • *Coptotermes amanii*; wing surfaces figured.
- Wanyonyi et al., 1984: 3 • *Coptotermes amanii*; checklist; distribution. Tanzania, Zanzibar Island.
- Hrdý, 1985: 245–249 • *Coptotermes amanii*; hormones; soldier production.
- Roonwal, 1985b: pl. 11 • *Coptotermes amanii*; wing surfaces figured.
- Roonwal and Chhotani, 1989: pl. 1: fig. 2 • *Coptotermes amanii*; wing surfaces figured.
- Cowie et al., 1990: 23, 24, table 1 • *Coptotermes amanii*; checklist; distribution. Ethiopia.
- Sands, 1998: 69, 326, 327, figs. 46–48, 58–61 • *Coptotermes amanii*; worker mandibles, gut figured; locality. Kenya; Somalia; Tanzania; Zimbabwe.
- Uys, 2002: fig. 68 • *Coptotermes amanii*; distribution map.
- Maiti, 2006: 35–36, fig. 8 • *Coptotermes amani*; key; synonymy; imago, soldier described and figured; *sjostedti* var. *subintactae* cited as synonym; distribution. Kenya; Malawi; Somalia; South Africa; Tanzania; Zimbabwe.

🌐 DISTRIBUTION: Ethiopian Region—Ethiopia; Kenya; Malawi; Somalia; South Africa (introduced from East Africa); Tanzania; Zambia; Zimbabwe.

Coptotermes amboinensis Kemner, 1931

Coptotermes amboinensis Kemner, 1931: 20–23 (imago, soldier, worker), fig. 6.


TYPE DATA: Syntypes: ZMLU imagoes, soldiers, workers, AMNH imagoes, soldiers, workers.

TYPE LOCALITY: Indonesia: Moluccas: Ambon.

- Snyder, 1949a: 76 • *Coptotermes amboinensis*; catalog; reference list. Amboina Island.
- Maiti, 2006: 36–37, fig. 9 • *Coptotermes amboinensis*; key; synonymy; soldier described and figured; distribution. Amboina Island [paraphrase of original description].

🌐 DISTRIBUTION: Papuan Region—Indonesia: Maluku (Moluccas).

Coptotermes angustinotus* Lin, Jiang and, Huang, 1994 [nomen nudum]**Coptotermes angustinotus* Lin et al., 1994b: 2 [nomen nudum; Xia and He cited as authors].**


 DISTRIBUTION: Oriental Region—China: Guangxi.

Coptotermes bannaensis* Xia and He, 1986**Coptotermes (Oligocrinitermes) bannaensis* Xia and He, 1986: 172, 181 (soldier), figs. 89–93 [subgenus name unavailable].**

TYPE DATA: Holotype: SIES 09003689 soldier. Paratypes: SIES soldiers, workers.

TYPE LOCALITY: China: Yunnan Province: Jinghong County.

- Huang et al., 1989: 228, fig. 133 • *Coptotermes (Oligocrinitermes [unavailable]) bannaensis*; soldier described and figured; key. China: Yunnan.
- Gao et al., 1992a: 42 • *Coptotermes bannaensis*; checklist; distribution. China: Yunnan.
- Hua, 2000: 24 • *Coptotermes bannaensis*; listed. China: Yunnan.
- Huang et al., 2000: 303–304, fig. 131 • *Coptotermes (Oligocrinitermes [unavailable]) bannaensis*; soldier described and figured; key. China.
- Ahmad and Akhtar, 2002: 12 • *Coptotermes bannaensis*; catalog. China.

 DISTRIBUTION: Oriental Region—China: Yunnan.

Coptotermes beckeri* Mathur and Chhotani, 1969**Coptotermes beckeri* Mathur and Chhotani, 1969: 1–4 (soldier, pseudoworker), figs. 1–2.**

TYPE DATA: Holotype: FRI soldier. Paratypes: FRI soldiers, pseudoworker, ZSI soldiers, AMNH soldiers.

TYPE LOCALITY: India: Tamil Nadu: Chennai [Madras].

- Chhotani, 1977a: 30 • *Coptotermes beckeri*; distribution. India.
- Chhotani, 1984: 117 • *Coptotermes beckeri*; listed; castes known; distribution. India.
- Bose, 1984: 82–83, fig. 61 • *Coptotermes beckeri*; key; synonymy; measurements; soldier figured; distribution; biology. India.
- Roonwal and Chhotani, 1989: 422–425, figs. 222–223 • *Coptotermes beckeri*; soldier, pseudoworker described and figured; synonymy; key. India.
- Thakur, 1989b: 359 • *Coptotermes beckeri*; distribution. India.
- Ahmad and Akhtar, 2002: 12 • *Coptotermes beckeri*; catalog. India.
- Maiti, 2006: 37–38, fig. 11 • *Coptotermes beckeri*; key; synonymy; soldier described and figured; distribution. India.

 DISTRIBUTION: Oriental Region—India: Tamil Nadu.

Coptotermes bentongensis* Krishna, 1956**Coptotermes bentongensis* Krishna, 1956: 4–5 (soldier), fig. 2.**

TYPE DATA: Holotype: AMNH soldier. Paratypes: AMNH soldier, BMNH soldier.

TYPE LOCALITY: Malaysia: Bentong.

- Ahmad, 1958: 68 • *Coptotermes bentongensis*; key.
- Mathur and Chhotani, 1969: 4, 5 • *Coptotermes bentongensis*; comparisons.
- Morimoto, 1975c: 52, fig. 10 • *Coptotermes bentongensis*; key; soldier figured; distribution.
- Chhotani, 1984: 117 • *Coptotermes bentongensis*; listed; castes known; distribution. Malaysia.

- Xia and He, 1986: 161 • *Coptotermes* (*Polycrinitermes* [unavailable]) *bentongensis*; comparisons.
- Tho, 1992: 60, 198 • *Coptotermes bentongensis*; possible synonym of *sepaensis*.
- Ahmad and Akhtar, 2002: 12 • *Coptotermes bentongensis*; catalog. Malaysia: Mainland.
- Maiti, 2006: 38 • *Coptotermes bentongensis*; key; synonymy; soldier described and figured; distribution. Malaysia: Mainland [paraphrase of original description].

🌐 DISTRIBUTION: Oriental Region—Malaysia: Mainland.

Coptotermes boetonensis Kemner, 1934

Coptotermes boetonensis Kemner, 1934b: 66 • soldier, worker.

TYPE DATA: Syntypes: ZMLU soldiers, workers, AMNH soldiers, workers.

TYPE LOCALITY: Indonesia: Sulawesi (Celebes): Boeton Island.

- Snyder, 1949a: 76 • *Coptotermes boetonensis*; catalog; reference list. Boeton Island.
- Ahmad, 1958: 68 • *Coptotermes boetonensis*; key.
- Roonwal and Chhotani, 1960c: 127 • *Coptotermes boetonensis*; tibial spur formula.
- Mathur and Thapa, 1962a: 20 • *Coptotermes boetonensis*; collection catalog. Indonesia.
- Morimoto, 1975c: 53, fig. 13 • *Coptotermes boetonensis*; key; soldier figured; distribution.
- Chhotani, 1984: 117 • *Coptotermes bostonensis* [sic]; listed; castes known; distribution. Indonesia.
- Xia and He, 1986: 161 • *Coptotermes* (*Polycrinitermes* [unavailable]) *boetonensis*; comparisons.
- Gathorne-Hardy et al., 2000b: 350 • *Coptotermes boetonensis*; checklist; ecology; distribution. Indonesia: Sulawesi.
- Ahmad and Akhtar, 2002: 12 • *Coptotermes boetonensis*; catalog. Indonesia: Java, Sulawesi.
- Maiti, 2006: 39–40 • *Coptotermes boetonensis*; key; synonymy; soldier described; distribution. Indonesia: Java, Sulawesi.

🌐 DISTRIBUTION: Oriental Region—Indonesia: Javas, Sulawesi (Celebes).

Coptotermes brunneus Gay, 1955

Coptotermes brunneus Gay, 1955a: 177–179 (imago, soldier), fig. 1A.

TYPE DATA: Holotype: ANIC No. 9051 imago ♀. Paratypes: ANIC Nos. 10 7290, 10 7293, 10 7294 imagoes, soldiers, workers, AMNH imagoes, soldiers, workers, NCIP imago, soldier.

TYPE LOCALITY: Australia: Western Australia, 51 mi NNW Galena.

- Calaby, 1956b: 117, 118 • *Coptotermes brunneus*; associated with *Ahamitermes inclusus*.
- Calaby and Gay, 1956: 19, 20, 38, 39, pl. 2 • *Coptotermes brunneus*; nest described and figured; biology; distribution records. Australia.
- Calaby and Gay, 1959: 215, 217, 218 • *Coptotermes brunneus*; ecology; nest.
- Greaves, 1962: 633–634 • *Coptotermes brunneus*; biology; distribution. Australia.
- Gay, 1968a: 407, 451 • *Coptotermes brunneus*; biology.
- Gay, 1971a: 18, 20 • *Coptotermes brunneus*; biology.
- Ruelle, 1975b: 4 • *Coptotermes brunneus*; types listed.
- Watson and Abbey, 1993b: 33, fig. 43 • *Coptotermes brunneus*; distribution map.
- Brown et al., 1994: 277–285 • *Coptotermes brunneus*; cuticular hydrocarbons.
- Abensperg-Traun and Perry, 1998: 198, 199, fig. 5 • *Coptotermes brunneus*; biology; ecology; distribution.
- Watson et al., 1998: 189 • *Coptotermes brunneus*; catalog; synonymy; distribution; ecology. Australia.
- Maiti, 2006: 40–41, fig. 13 • *Coptotermes brunneus*; key; synonymy; imago, soldier described and figured; distribution. Australia.

🌐 DISTRIBUTION: Australian Region—Australia: Western Australia.

Coptotermes carvinatus Scheffrahn, Křeček, Maharajh, Su, Chase, Mangold, Szalanski, Austin, and Nixon, 2004 [**nomen nudum**]

Coptotermes carvinatus Scheffrahn et al., 2004: 874 [nomen nudum; from Malaysia; mtDNA 16SrRNA sequences only; name appears in phylogeny figure (fig. 1)].

- Scheffrahn et al., 2004: 872–876 • *Coptotermes carvinatus*; 16S rRNA sequences; phylogeny [nomen nudum].
- Szalanski et al., 2004a: 145–151 • *Coptotermes carvinatus*; 16S rRNA sequences [nomen nudum].
- Zhang et al., 2010: 93–98 • *Coptotermes carvinatus*; 16S rRNA; molecular phylogeny [nomen nudum].

 DISTRIBUTION: Oriental Region—Malaysia: Mainland.

Coptotermes ceylonicus Holmgren, 1911

Coptotermes ceylonicus Holmgren, 1911c: 192–193 (imago, soldier), pl. 3: fig. D.

TYPE DATA: Syntypes: NHMW imago, soldier (Sri Lanka: Peradeniya and Heneratgoda), AMNH imagoes, soldiers, pseudoworkers (Sri Lanka: Seenigoda Estate), FRI soldier (Sri Lanka: Seenigoda Estate), ZIHS ?imago, soldier (Sri Lanka: specific locality unknown), IEA imago, soldiers, pseudoworker (Sri Lanka: specific locality unknown), USNM imago, soldier (Sri Lanka: Seenigoda Estate).

TYPE LOCALITIES: Sri Lanka [Ceylon]: Peradeniya, Heneratgoda, Seenigoda Estate.

- Bugnion, 1910a: 136–137 • *Coptotermes travians* [misidentification]; soldier described; biology. Sri Lanka.
- Bugnion and Popoff, 1910a: 107–115, 121, pls. 1, 2 • *Coptotermes travians* [misidentification]; imago, soldier, worker described and figured; gut figured; protozoa; biology. Sri Lanka and India [only; localities Malacca, Borneo incorrect].
- Holmgren, 1911d: 551, 552 • *Coptotermes ceylonicus*; listed; measurements.
- Holmgren, 1911a: 73, pl. 5: figs. 7, 8 • *Coptotermes ceylonicus*; listed; imago, soldier figured. Sri Lanka.
- Escherich, 1911: 156, 173 • *Coptotermes ceylonicus*; biology; damage.
- Holmgren, 1912c: 777, 778 • *Coptotermes ceylonicus*; imago, soldier measurements.
- Holmgren, 1913c: 75, pl. 2: fig. 9 • *Coptotermes ceylonicus*; imago, soldier, worker described; soldier figured; key; distribution. Sri Lanka.
- Bugnion, 1913d: 167 • *Coptotermes ceylonicus*; antennal articles. Sri Lanka.
- Green, 1913: 9 • *Coptotermes ceylonicus*; biology; locality. Sri Lanka.
- Bugnion, 1914f: 177, pl. 5 • *Coptotermes ceylonicus*; imago, soldier described and figured; biology. Sri Lanka.
- Holmgren, 1914: 236 • *Coptotermes ceylonicus*; locality. Sri Lanka.
- John, 1925: 381 • *Coptotermes ceylonicus*; locality. Sri Lanka.
- Kemner, 1926b: 384 • *Coptotermes ceylonicus*; soldier, worker described. Sri Lanka.
- Light, 1927a: 78, 81, 85, 86 • *Coptotermes ceylonicus*; measurements.
- Bathellier, 1927: 134–136, 185, 330 • *Coptotermes ceylonicus*; imago, soldier, worker described; biology. Vietnam [probably not *ceylonicus*].
- Light, 1929c: 432, 439 • *Coptotermes ceylonicus*; remarks; comparisons.
- Light and Davis, 1929: 70 • *Coptotermes ceylonicus*; listed.
- Jepson, 1930a: 146, pl. 2: fig. 1 • *Coptotermes ceylonicus*; soldier figured; damage; distribution. Sri Lanka.
- Snyder, 1931a: 550 • *Coptotermes ceylonicus*; locality. Vietnam.
- Jepson, 1931: 595–596 • *Coptotermes ceylonicus*; distribution. Sri Lanka.

- Margabandhu, 1934: 703 • *Coptotermes ceylonicus*; annotated reference list; biology.
- Hare, 1937: 467, pl. 8: fig. 15 • *Coptotermes ceylonicus*; imago/worker, soldier mandibles measurements and figure.
- Light, 1937b: 15, 18 • *Coptotermes ceylonicus*; distribution. Sri Lanka.
- Gnanamuthu, 1947: 154–155 • *Coptotermes ceylonicus*; locality. India: Krusadai Island [Gulf of Mannar].
- Snyder, 1949a: 76 • *Coptotermes ceylonicus*; catalog; reference list. Sri Lanka.
- Roonwal and Pant, 1953: 47 • *Coptotermes ceylonicus*; collection catalog. Sri Lanka [specimens from Anuradhapura, Pulugama only].
- Roonwal and Krishna, 1955: 148, 152 • *Coptotermes ceylonicus*; comparisons.
- Ahmad, 1958: 62 • *Coptotermes ceylonicus*; key.
- Roonwal and Chhotani, 1960c: 127 • *Coptotermes ceylonicus*; tibial spur formula.
- Harris, 1961a: 89, 93, 95 ff. • *Coptotermes ceylonicus*; damage; distribution.
- Becker, 1962c: 147, 149, 160, 161, 164, figs. 2, 4 • *Coptotermes ceylonicus*; damage; ecology; distribution.
- Mathur and Thapa, 1962a: 20 • *Coptotermes ceylonicus*; collection catalog. India; Sri Lanka.
- Ranaweera, 1962: 89, 90, 96, 100, 101, 102, fig. 2 • *Coptotermes ceylonicus*; key; soldier figured; biology; damage; distribution. Sri Lanka.
- Roonwal and Chhotani, 1962b: 7, 8, 9–17, 72, 73, 74, fig. 1, pls. 1, 2 • *Coptotermes ceylonicus*; imago, soldier, worker described and figured; synonymy; key; ecology; distribution. India; Sri Lanka.
- Tsai and Chen, 1964b: 62, 66 • *Coptotermes ceylonicus*; imago, soldier described; key. China.
- Tsai and Chen, 1964a: 27, 32 • *Coptotermes ceylonicus*; distribution.
- Yu and Ping, 1964a: 15 • *Coptotermes ceylonicus*; listed.
- Ahmad, 1965: 19 • *Coptotermes ceylonicus*; listed.
- Harris, 1968d: 143 • *Coptotermes ceylonicus*; listed.
- Roonwal, 1970c: 336 • *Coptotermes ceylonicus*; biology; distribution.
- Sen-Sarma, 1974: 423–424, 452 • *Coptotermes ceylonicus*; ecology and biogeography. India; Sri Lanka.
- Morimoto, 1975c: 53 • *Coptotermes ceylonicus*; listed.
- Sen-Sarma et al., 1975: 27, 64 • *Coptotermes ceylonicus*; distribution and ecology. India; Sri Lanka.
- Chhotani and Bose, 1979b: 19 • *Coptotermes ceylonicus*; nesting behavior and nests. India.
- Roonwal et al., 1979b: 341, 344 • *Coptotermes ceylonicus*; wing microsculpturing.
- Chhotani, 1980: 5, 29–31, fig. 8A • *Coptotermes ceylonicus*; imago, soldier described and figured; distribution; host and pest status; biology and ecology; key. India; Sri Lanka.
- Sen-Sarma, 1982: 142–146 • *Coptotermes ceylonicus*; damage. Oriental Region.
- Chhotani, 1984: 117 • *Coptotermes ceylonicus*; listed; castes known; distribution. India; Sri Lanka.
- Bose, 1984: 81–82, 84–85, figs. 62, 63 • *Coptotermes ceylonicus*; key; synonymy; measurements; imago, soldier figured; distribution; biology. India.
- Prestwich, 1984a: table 1 • *Coptotermes ceylonicus*; checklist; ecology; defense mode; chemicals; distribution.
- Verma, 1985a: 177 • *Coptotermes ceylonicus*; synonymy; distribution. India; Sri Lanka.
- Gao and Lam, 1986: 81 • *Coptotermes ceylonicus*; checklist; distribution. China.
- Xia and He, 1986: 170 • *Coptotermes* (*Oligocrinitermes* [unavailable]) *ceylonicus*; comparisons.
- Roonwal and Chhotani, 1989: 93, 425–431, figs. 224–226 • *Coptotermes ceylonicus*; imago, soldier, worker described and figured; synonymy; key; biology and ecology. India; Sri Lanka.
- Ahmad and Akhtar, 2002: 12 • *Coptotermes ceylonicus*; catalog. Sri Lanka.
- Maiti, 2006: 41–43, fig. 14 • *Coptotermes ceylonicus*; key; synonymy; imago, soldier described and figured; distribution. Sri Lanka; India.

🌐 DISTRIBUTION: Oriental Region—China; India: Andhra Pradesh, Kerala, Tamil Nadu; Sri Lanka.

Coptotermes changtaiensis Xia and He, 1986

Coptotermes (Polycrinitermes) changtaiensis Xia and He, 1986: 164–165, 178 (soldier), figs. 31–41 [subgenus name unavailable].

TYPE DATA: Holotype: SIES 09003759 soldier. Paratypes: SIES soldiers, workers.

TYPE LOCALITY: China: Fujian Province: Changtai County.


- Huang et al., 1989: 243–244, fig. 149 • *Coptotermes (Polycrinitermes [unavailable]) changtaiensis*; soldier described and figured; key. China: Fujian.
- Gao and Chen, 1992a: 2 • *Coptotermes changtaiensis*; locality. China.
- Gao et al., 1992a: 42 • *Coptotermes changtaiensis*; checklist; distribution. China: Anhui, Fujian, Zhejiang.
- Huang and Li, 1999: 279, 281–282, figs. 10, 16 • *Coptotermes changtaiensis*; key; soldier described and figured; distribution. China: Fujian.
- Hua, 2000: 24 • *Coptotermes changtaiensis*; listed. China: Anhui, Fujian, Zhejiang.
- Huang et al., 2000: 304–307, fig. 132 • *Coptotermes (Polycrinitermes [unavailable]) changtaiensis*; imago (previously undescribed), soldier described and figured; key. China [incorrectly cited as *comb. nov.*].
- Ahmad and Akhtar, 2002: 12 • *Coptotermes changtaiensis*; catalog. China.

Coptotermes setosus Li, 1986c: 227–228, 229 (imago, soldier), fig. 2.

TYPE DATA: Holotype: GIEC soldier. Paratypes: GIEC imagoes, soldiers, workers.

TYPE LOCALITY: China: Guangdong Province: Xuwen County.

- Huang et al., 1989: 235–237, fig. 142 • *Coptotermes setosus*; imago, soldier described and figured; key. China: Guangdong.
- Gao et al., 1992a: 43 • *Coptotermes setosus*; checklist; distribution. China: Guangdong.
- Hua, 2000: 24 • *Coptotermes setosus*. China: Guangdong.
- Huang et al., 2000: 305 • *Coptotermes (Polycrinitermes [unavailable]) setosus*; synonymized with *changentaiensis*).
- Ahmad and Akhtar, 2002: 14 • *Coptotermes setosus*; catalog. China.

 **DISTRIBUTION:** Oriental Region—China: Fujian, Guangdong, Zhejiang. ♦ Palaeartic Region—China: Anhui.

Coptotermes chaoxianensis Huang and Li, 1985

Coptotermes varicapitatus chaoxianensis Tsai et al., 1985: 110–113, 115 (imago, soldier), fig. 7.

TYPE DATA: Holotype: NAP ?soldier [no mention in the English summary of which caste is the holotype and where it is deposited; most likely it is in NAP, where the senior author has deposited his other types]. Paratypes: NAP imagoes, soldiers, workers [see comments under holotype].

TYPE LOCALITY: China: Anhui Province: Chaoxian County.

- Xia and He, 1986: 158, 159 • *Coptotermes (Polycrinitermes [unavailable]) chaoxianensis*; key.
- Huang et al., 1989: 240–241, fig. 147 • *Coptotermes chaoxianensis*; soldier described and figured; key. China: Anhui.
- Gao and Chen, 1992a: 2 • *Coptotermes chaoxianensis*; locality. China.
- Gao et al., 1992a: 42 • *Coptotermes chaoxianensis*; checklist; distribution. China: Anhui.
- Hua, 2000: 24 • *Coptotermes chaoxianensis*; listed. China: Anhui.
- Huang et al., 2000: 307–308, fig. 133 • *Coptotermes (Polycrinitermes [unavailable]) chaoxianensis*; imago (previously undescribed), soldier described and figured; key. China [incorrectly cited as *comb. nov.*].
- Ahmad and Akhtar, 2002: 12 • *Coptotermes chaoxianensis*; catalog. China.

Coptotermes varicapitatus minutus Li and Huang in Tsai et al., 1985: 112–113, 115–116 (soldier), fig. 8.

TYPE DATA: Holotype: NAP soldier [no mention in the English summary of where the holotype is deposited; most likely it is in NAP, where the senior author has deposited his other types].

TYPE LOCALITY: China: Guangdong Province: Zengeheng County.

- Xia and He, 1986: 159 • *Coptotermes* (*Polycrinitermes* [unavailable]) *minutus*; key.
- Huang et al., 1989: 233–234, fig. 140 • *Coptotermes minutus*; soldier described and figured; key. China: Guangdong.
- Gao et al., 1992a: 43 • *Coptotermes minutus*; checklist; distribution; raised to species rank. China: Guangdong.
- Hua, 2000: 24 • *Coptotermes varicapitatus minutus*. China: Guangdong.
- Huang et al., 2000: 307 • *Coptotermes* (*Polycrinitermes* [unavailable]) *minutus*; synonymized with *chaoxianensis*.
- Ahmad and Akhtar, 2002: 14 • *Coptotermes minutus*; catalog. China.

🌐 DISTRIBUTION: Oriental Region—China: Guangdong. ♦ Palaearctic Region—China: Anhui.

Coptotermes cochlearus Xia and He, 1986

Coptotermes (*Oligocrinitermes*) *cochlearus* Xia and He, 1986: 169–170, 180 (soldier), figs. 71–75 [subgenus name unavailable]; possible synonym of *formosanus* fide Yeap, 2009.

TYPE DATA: Holotype: SIES 09003698 soldier. Paratypes: SIES soldiers, workers.

TYPE LOCALITY: China: Yunnan Province: Jinghong County.

- Huang et al., 1989: 230–231, fig. 136 • *Coptotermes* (*Oligocrinitermes* [unavailable]) *cochlearus*; soldier described and figured; key. China: Yunnan.
- Gao et al., 1992a: 42 • *Coptotermes cochlearus*; checklist; distribution. China: Yunnan.
- Hua, 2000: 24 • *Coptotermes cochlearus*; listed. China: Yunnan.
- Huang et al., 2000: 308–310, fig. 134 • *Coptotermes* (*Oligocrinitermes* [unavailable]) *cochlearus*; soldier described and figured; key. China.
- Ahmad and Akhtar, 2002: 12 • *Coptotermes cochlearus*; catalog. China.
- Yeap et al., 2009: 1077–1090 • *Coptotermes cochlearus*; mitochondrial DNA; phylogeny; possible synonym of *formosanus*.

🌐 DISTRIBUTION: Oriental Region—China: Yunnan.

Coptotermes crassus Snyder, 1922

Coptotermes crassus Snyder, 1922: 21–22 (soldier), fig. 6.

TYPE DATA: Holotype: USNM No. 24571 soldier. Paratypes: AMNH soldiers, USNM soldiers.

TYPE LOCALITY: Honduras: La Ceiba, San Juan Pueblo.

- Light, 1927a: 78, 81, 85, 86 • *Coptotermes crassus*; measurements.
- Light, 1933: 105–107, pl. 8: figs. 3, 5, pl. 10, figs. 1, 2 • *Coptotermes crassus*; imago described and figured; biology; locality. Mexico.
- Light, 1934j: 338 • *Coptotermes crassus*; distribution. Mexico.
- Jucci, 1937: 305 • *Coptotermes crassus*; distribution.
- Snyder, 1949a: 77 • *Coptotermes crassus*; catalog; reference list. Honduras; Mexico.
- Becker, 1953: 346, 347, fig. 6 • *Coptotermes crassus*; measurements; soldier figured; distribution. Guatemala.

- Harris, 1959a: 183 • *Coptotermes crassus*; listed.
- Roonwal and Chhotani, 1960c: 127 • *Coptotermes crassus*; tibial spur formula.
- Padget, 1960: 11–14 • *Coptotermes crassus*; introduced into USA: Texas.
- Harris, 1961a: 155, 156, 161 • *Coptotermes crassus*; damage; distribution. Guatemala; Honduras; Mexico [incorrectly cited as *Cryptotermes crassus*].
- Becker and Seifert, 1962: 279, 284 • *Coptotermes crassus*; nest material chemistry; distribution. Guatemala.
- Mathur and Thapa, 1962a: 20 • *Coptotermes crassus*; collection catalog. Mexico.
- Weesner, 1965: 37, 51 • *Coptotermes crassus*; characters; remarks; introduction. USA: Texas.
- Gay, 1967: 13, 30, 37, 40, 71, fig. 17 • *Coptotermes crassus*; imago, soldier described and figured; distribution; intercepted in USA: Texas.
- Araujo, 1970d: 543 • *Coptotermes crassus*; distribution.
- Weesner, 1970: 507 • *Coptotermes crassus*; biology.
- Nishimoto, 1973: 17 • *Coptotermes crassus*; distribution and introductions.
- Araujo, 1977c: 24 • *Coptotermes crassus*; catalog. Guatemala; Mexico; Panama; USA: Texas: introduced.
- Roonwal, 1977d: 35 • *Coptotermes crassus*; wing microsculpturing.
- Roonwal et al., 1979b: 341, 344–345, fig. 9 • *Coptotermes crassus*; wing microsculpturing.
- Howell et al., 1987: 120 • *Coptotermes crassus*; distribution. USA: Texas.
- Maes, 1990: 14 • *Coptotermes crassus*; catalog; distribution. Honduras; Mexico; Nicaragua; Panama; USA.
- Nickle and Collins, 1990: 97, 111–112, figs. 10A–B • *Coptotermes crassus*; key; soldier figured; characters; distribution. Mexico.
- Nickle and Collins, 1992: 209, 222 • *Coptotermes crassus*; key; distribution. Panama.
- Constantino, 1998b: 156 • *Coptotermes crassus*; catalog. From western Mexico to Panama.
- Fontes, 1998: 329 • *Coptotermes crassus*; catalog; distribution. Nicaragua.
- Gould et al., 2001: 124 • *Coptotermes crassus*; ecology. Costa Rica.
- Méndez-Montiel and Equihua-Martínez, 2001: 173–187 • *Coptotermes crassus*; checklist; diversity; distribution. Mexico.
- Scheffrahn et al., 2004: 872–876 • *Coptotermes crassus*; 16S rRNA sequences; phylogeny.
- Szalanski et al., 2004a: 145–151 • *Coptotermes crassus*; 16S rRNA sequences.
- Scheffrahn et al., 2005c: 550, table 1 • *Coptotermes crassus*; checklist; distribution. Nicaragua.
- Maiti, 2006: 43–45, fig. 16 • *Coptotermes crassus*; key; synonymy; imago, soldier described and figured; distribution. Guatemala; Honduras; Mexico; Taiwan; USA: Texas [Japan, China, Hawaii incorrect].
- Zhang et al., 2010: 93–98 • *Coptotermes crassus*; 16S rRNA; molecular phylogeny.

🌐 DISTRIBUTION: Nearctic Region—USA: Texas: introduced. ♦ Neotropical Region—Costa Rica; Guatemala; Honduras; Mexico; Nicaragua; Panama.

Coptotermes curvignathus Holmgren, 1913

Coptotermes curvignathus Holmgren, 1913c: 77–78 (soldier, worker), pl. 2: fig. 11.

TYPE DATA: Syntypes: ZIHS soldiers, workers (Singapore), ZIHS soldiers, workers (Malaysia: Borneo: Sarawak), ZIHS soldiers, workers (Burma; misidentified *gestroi* fide Roonwal and Chhotani, 1962 [lectotype should not be selected from this locality]), AMNH soldier, worker (Malaysia: Borneo: Sarawak).

TYPE LOCALITIES: Malaysia: Borneo: Sarawak; Myanmar; Singapore.

- Haviland, 1898: 390 • *Termes Gestroi* [misidentification = *curvignathus*; see Holmgren, 1913c: 266, Roonwal et al., 1962: 35]; imago, soldier described; biology.
- Bugnion, 1913d: 167 • *Coptotermes curvignathus* [treated as = *gestroi*]; antennal articles. Myanmar.
- Oshima, 1913a: 276 • *Coptotermes gestroi* [misidentification]; comparisons.

- Oshima, 1913b: 283–284 • *Coptotermes gestroi* [misidentification]; imago, soldier, worker described. Singapore.
- Oshima, 1914c: 10–12 • *Coptotermes curvignathus*; imago, soldier described.
- Oshima, 1914a: 555 • *Coptotermes curvignathus*; listed.
- Holmgren, 1914: 236 • *Coptotermes curvignathus*; locality. Indonesia: Sumatra; Malaysia: Mainland.
- Oshima, 1923: 5–7, fig. 2 • *Coptotermes curvignathus*; soldier described and figured. Indonesia: Sumatra.
- John, 1925: 381 • *Coptotermes curvignathus*; remarks; locality. Indonesia: Sumatra; Malaysia: Mainland, Sarawak; Myanmar; Singapore.
- Bathellier, 1927: 136–137, 186 • *Coptotermes curvignathus*; soldier described; biology. Vietnam.
- Snyder, 1931a: 550 • *Coptotermes curvignathus*; locality. Vietnam.
- Kemner, 1934b: 57, 58, 185, pl. 2: fig. 2 • *Coptotermes curvignathus*; synonymy; soldier, worker described; biology. Indonesia: Java.
- Light, 1937b: 16 • *Coptotermes curvignathus*; distribution. Indonesia: Java.
- Snyder, 1949a: 77 • *Coptotermes curvignathus*; catalog; reference list. “Malaya”; Myanmar.
- Harris, 1957d: 25, 27, 28, figs. 1b, 2b • *Coptotermes curvignathus*; soldier head, worker mandibles figured; biology. Malaysia.
- Ahmad, 1958: 60, 63 • *Coptotermes curvignathus*; key.
- Roonwal and Chhotani, 1960c: 127 • *Coptotermes curvignathus*; tibial spur formula.
- Harris, 1961a: 88, 89, 99, 100, 105, 106 • *Coptotermes curvignathus*; damage; distribution.
- Mathur and Thapa, 1962a: 20 • *Coptotermes curvignathus*; collection catalog. Malaysia; Philippines; Singapore.
- Roonwal and Chhotani, 1962b: 7, 8, 34, 35 • *Coptotermes gestroi*; [misidentification]; = *curvignathus*.
- Kalshoven, 1963: 90–100 • *Coptotermes curvignathus*; remarks on identifications; biology; damage; distribution. Indonesia: Java, Kalimantan, Sumatra; Malaysia: Sarawak; Singapore.
- Tsai and Chen, 1964b: 62, 67 • *Coptotermes curvignathus*; soldier described; key. China.
- Tsai and Chen, 1964a: 27, 35 • *Coptotermes curvignathus*; distribution.
- Yu and Ping, 1964a: 27, 35 • *Coptotermes curvignathus*; listed.
- Krishna, 1965a: 1 • *Coptotermes curvignathus*; listed. Myanmar.
- Ahmad, 1965: 17, 19, 20–21, 109, fig. 14 • *Coptotermes curvignathus*; soldier described and figured; key; reference list; synonymy; distribution. Thailand.
- Roonwal and Maiti, 1966: 71, 79–81 • *Coptotermes curvignathus*; synonymy; soldier described; distribution. Indonesia: Java, Sumatra; Malaysia; Myanmar.
- Harris, 1968d: 144, 153 • *Coptotermes curvignathus*; locality. Vietnam.
- Roonwal, 1970c: 336–337 • *Coptotermes curvignathus*; biology; distribution.
- Morimoto, 1973a: 60–61, 77, fig. 4 • *Coptotermes curvignathus*; soldier measured. Thailand.
- Sen-Sarma, 1974: 445 • *Coptotermes curvignathus*; ecology and biogeography. India.
- Amir, 1975b: 153 • *Coptotermes curvignathus*; listed; distribution. Indonesia.
- Morimoto, 1975c: 52, fig. 7 • *Coptotermes curvignathus*; key; soldier figured; distribution.
- Coaton and Sheasby, 1976a: 143–145, fig. 1 • *Coptotermes curvignathus*; synonymy; ecology; biology; distribution. Indonesia; Philippines; South Africa: intercepted.
- Roonwal et al., 1979b: 341, 344 • *Coptotermes curvignathus*; wing microsculpturing.
- Thapa, 1982: 77–80, pl. 26 • *Coptotermes curvignathus*; imago, soldier described and figured; synonymy; key. Indonesia; Malaysia; Myanmar; Singapore; Thailand.
- Sen-Sarma, 1982: 142–146 • *Coptotermes curvignathus*; damage. Oriental Region.
- Bain and Jenkin, 1983: 368 • *Coptotermes curvignathus*; listed. New Zealand: interception.
- Chhotani, 1984: 117 • *Coptotermes curvignathus*; listed; castes known; distribution. Indonesia; Malaysia; Singapore; Thailand.
- Abe, 1984: 70 • *Coptotermes curvignathus*; biology; ecology; distribution. Indonesia: Panaitan Island.
- Collins, 1984: 67, 69 • *Coptotermes curvignathus*; ecology; distribution. Malaysia: Sarawak.

- Salick and Tho, 1984: 547–561 • *Coptotermes curvignathus*; ecology; rainforest. Malaysia: Mainland.
- Gao and Lam, 1986: 81 • *Coptotermes curvignathus*; checklist; distribution. China.
- Xia and He, 1986: 165 • *Coptotermes (Polycrinitermes [unavailable]) curvignathus*; comparisons.
- Thakur and Thakur, 1992: 246–248, fig. 12 • *Coptotermes curvignathus*; synonymy; key; soldier described and figured; distribution. Indonesia: Java, Kalimantan, Panaitan Island, Sumatra; Malaysia; Myanmar.
- Tho, 1992: 56–57, 197, 204, fig. 17A • *Coptotermes curvignathus*; soldier described and figured. Malaysia.
- Eggleton et al., 1998a: 119–128 • *Coptotermes curvignathus*; checklist; feeding; nest; ecology. Malaysia: Sabah.
- Jones and Brendell, 1998: 79–91 • *Coptotermes curvignathus*; checklist; feeding groups; ecology. Malaysia: Mainland.
- Sands, 1998: 69, 326, fig. 52 • *Coptotermes curvignathus*; worker pronotum figured; locality. Malaysia: Mainland.
- Eggleton et al., 1999b: 1795, table 1 • *Coptotermes curvignathus*; checklist; ecology; feeding and nesting groups; distribution. Malaysia: Sabah.
- Sajap, 1999: 137–143 • *Coptotermes curvignathus*; foraging.
- Gathorne-Hardy et al., 2000a: 258 • *Coptotermes curvignathus*; checklist; ecology; biogeography; distribution. Indonesia: Java.
- Gathorne-Hardy et al., 2000b: 350 • *Coptotermes curvignathus*; checklist; ecology; distribution. Indonesia: Sulawesi.
- Gathorne-Hardy et al., 2001: 391 • *Coptotermes curvignathus*; checklist; ecology; distribution. Indonesia: Sumatra.
- Inoue et al., 2001b: 41–52 • *Coptotermes curvignathus*; biomass; feeding; distribution. Thailand.
- Ahmad and Akhtar, 2002: 12 • *Coptotermes curvignathus*; catalog. Cambodia; Indonesia: Java, Kalimantan, Sulawesi, Sumatra; Malaysia: Mainland, Sabah, Sarawak; Myanmar; Singapore; Thailand; Vietnam.
- Homathevi et al., 2002: 234, table 1 • *Coptotermes curvignathus*; checklist; ecology; feeding and nesting groups; distribution. Malaysia: Sabah.
- Jones and Prasetyo, 2002: 121, table 1 • *Coptotermes curvignathus*; checklist; ecology; feeding and nesting groups; distribution. Indonesia: Kalimantan.
- Uys, 2002: fig. 68 • *Coptotermes curvignathus*; distribution map. South Africa.
- Yu et al., 2002: 3, 5–6, fig. 1 • *Coptotermes curvignathus*; key; soldier described and figured. China: Shenzhen: intercepted.
- Sornnuwat et al., 2004: 362 • *Coptotermes curvignathus*; checklist; distribution. Thailand.
- Lo et al., 2006: 433–437 • *Coptotermes curvignathus*; COII sequences; phylogeny.
- Maiti, 2006: 45–46, fig. 18 • *Coptotermes curvignathus*; key; synonymy; imago, soldier described and figured; distribution. Indonesia: Java, Kalimantan, Sumatra; Malaysia: Mainland, Sabah; Myanmar; Singapore; Thailand.
- Engel et al., 2009: 22, 24, 26, figs. 3, 5 • *Coptotermes curvignathus*; character-state coding; phylogeny.
- Yeap et al., 2009: 1077–1090 • *Coptotermes curvignathus*; mitochondrial DNA; phylogeny.
- Zhang et al., 2010: 93–98 • *Coptotermes curvignathus*; 16S rRNA; molecular phylogeny.

Coptotermes robustus Holmgren, 1913c: 78 (imago).

TYPE DATA: Syntypes: ZIHS imagoes, AMNH imagoes.

TYPE LOCALITY: Malaysia: Sabah (North Borneo): Darvel Bay.

- Holmgren, 1914: 236 • *Coptotermes robustus*; locality. Indonesia: Sumatra.
- Light, 1929c: 439 • *Coptotermes robustus*; remarks; comparisons.
- Snyder, 1949a: 77 • *Coptotermes robustus*; synonymized with *curvignathus*.

Coptotermes flavicephalus Oshima, 1914a: 558–559 (soldier, worker), pl. 9: fig. 1.

TYPE DATA: Syntypes: AMNH soldiers, workers.

TYPE LOCALITY: Philippines: Luzon: Los-Banos.

- Oshima, 1915: 41–43 • *Coptotermes flavicephalus*; soldier, worker described. Philippines.
- Oshima, 1916: 352, pl. 2: fig. 8 • *Coptotermes flavicephalus*; soldier, worker described and figured. Philippines.
- Light, 1921a: 250 • *Coptotermes flavicephalus*; distribution. Philippines.
- Light, 1927a: 78, 81, 85, 86, fig. 2B • *Coptotermes flavicephalus*; measurements.
- Light, 1930f: 19 • *Coptotermes flavicephalus*; listed. Philippines.
- Snyder, 1949a: 77 • *Coptotermes flavicephalus*; catalog; reference list; distribution.
- Ahmad, 1958: 63 • *Coptotermes flavicephalus*; synonymized with *curvignathus*.
- Snyder and Francia, 1962: 63, 65, 68, 73 • *Coptotermes flavicephalus*; key; distribution; biology. Philippines.
- Chhotani, 1984: 117 • *Coptotermes flavicephalus*; listed; castes known; distribution. Philippines.
- Ahmad and Akhtar, 2002: 12 • *Coptotermes flavicephalus*; catalog. Philippines.

🌐 DISTRIBUTION: Ethiopian Region—South Africa: intercepted. ♦ Oriental Region—China; Indonesia: Java, Kalimantan, Panaitan Island, Sulawesi, Sumatra; Malaysia: Mainland, Sabah; Myanmar; Philippines: Luzon; Singapore; Thailand; Vietnam.

Coptotermes cyclocoryphus Zhu, Li and Ma, 1984

Coptotermes cyclocoryphus Zhu et al., 1984: 90–94 (imago, soldier), figs. 1–3.

TYPE DATA: Holotype: GIEC 6023 soldier [both soldier and imago mentioned as holotype].

Paratypes: GIEC imagoes, soldiers, workers.

TYPE LOCALITY: China: Guangdong Province: Zhaoqing.

- Xia and He, 1986: 158, 159 • *Coptotermes* (*Polycrinitermes* [unavailable]) *cyclocoryphus*; key.
- Huang et al., 1989: 238–240, figs. 144–146 • *Coptotermes cyclocoryphus*; imago, soldier described and figured; key. China: Guangdong.
- Gao et al., 1992a: 42 • *Coptotermes cyclocoryphus*; checklist; distribution. China: Guangdong [Zhu cited as Zhi].
- Gao, 1995a: 2 • *Coptotermes* (*Polycrinitermes* [unavailable]) *cyclocoryphus*; checklist. China: Hong Kong.
- Gao et al., 1995: 1, 2, 5 • *Coptotermes* (*Polycrinitermes* [unavailable]) *cyclocoryphus*; key; locality. China: Hong Kong.
- Gao et al., 1996: 68, 70–72, figs. 7. 12, 7. 13 • *Coptotermes cyclocoryphus*; soldier described and figured; key. China: Hong Kong.
- Hua, 2000: 24 • *Coptotermes cyclocoryphus*; listed. China: Guangdong.
- Huang et al., 2000: 310–312, fig. 135 • *Coptotermes cyclocoryphus*; imago, soldier described and figured; key. China.
- Ahmad and Akhtar, 2002: 12 • *Coptotermes cyclocoryphus*; catalog. China.

🌐 DISTRIBUTION: Oriental Region—China: Guangdong, Hong Kong.

Coptotermes dimorphus Xia and He, 1986

Coptotermes (*Oligocrinitermes*) *dimorphus* Xia and He, 1986: 170–172, 181 (imago, soldier), figs. 76–88 [subgenus name unavailable]; possible synonym of *formosanus* fide Yeap et al., 2009.

TYPE DATA: Holotype: SIES 09001288 ?soldier [no mention of which caste is the type]. Paratypes: SIES imagoes, soldiers, workers.

TYPE LOCALITY: China: Yunnan Province: Hekou County.

- Huang et al., 1989: 225–227, fig. 131 • *Coptotermes* (*Oligocrinitermes* [unavailable]) *dimorphus*; imago, soldier described and figured; key. China: Yunnan.
- Gao et al., 1992a: 42 • *Coptotermes dimorphus*; checklist; distribution. China: Yunnan.
- Hua, 2000: 24 • *Coptotermes dimorphus*; listed. China: Yunnan.
- Huang et al., 2000: 312–314, fig. 136 • *Coptotermes* (*Oligocrinitermes* [unavailable]) *dimorphus*; imago, soldier described and figured; key. China.
- Ahmad and Akhtar, 2002: 12 • *Coptotermes dimorphus*; catalog. China.
- Yeap et al., 2009: 1077–1090 • *Coptotermes dimorphus*; mitochondrial DNA; phylogeny; possible synonym of *formosanus*.

🌐 DISTRIBUTION: Oriental Region—China: Yunnan.

Coptotermes dobonicus Oshima, 1914

Coptotermes dobonicus Oshima, 1914c: 19–20 (soldier, worker), pl. 1: fig. 4.

TYPE DATA: Syntypes: AMNH soldier, workers.

TYPE LOCALITY: Papua New Guinea: Arue Island: Dobo.

- Oshima, 1914a: 554–555, pl. 9: fig. 3 • *Coptotermes dobonicus*; erroneously listed as n. sp.; soldier, worker described and figured. Papua New Guinea.
- Light, 1927a: 78, 81, 85, 86 • *Coptotermes dobonicus*; measurements.
- Light, 1929c: 439 • *Coptotermes dobonicus*; remarks; comparisons.
- Light and Davis, 1929: 66 • *Coptotermes dobonicus*; soldier measurements.
- Snyder, 1949a: 77 • *Coptotermes dobonicus*; catalog; reference list. Papua New Guinea: Arue Island.
- Bess, 1970: 472 • *Coptotermes dobonicus*; listed. South Pacific.
- Xia and He, 1986: 168 • *Coptotermes* (*Polycrinitermes* [unavailable]) *dobonicus*; comparisons.
- Ahmad and Akhtar, 2002: 12 • *Coptotermes dobonicus*; catalog. China.
- Maiti, 2006: 47–48 • *Coptotermes dobonicus*; key; synonymy; soldier described; distribution. Indonesia: Aru Island [paraphrase of original description].

🌐 DISTRIBUTION: Papuan Region—Papua New Guinea.

Coptotermes dreghorni Hill, 1942

Coptotermes dreghorni Hill, 1942: 170–171 (imago, soldier, worker).

TYPE DATA: Holotype: ANIC No. 9050 imago. Paratypes: ANIC No. 10 3895 imagoes, soldiers, workers, AMNH imagoes, soldiers, workers, USNM soldier, NCIP soldier, FRI imago, soldier.

TYPE LOCALITY: Australia: Queensland: Timber Reserve # 163, 8 km E Ravenshore.

- Snyder, 1949a: 77 • *Coptotermes dreghorni*; catalog; reference list. Australia.
- Ratcliffe et al., 1952: 80, 84 • *Coptotermes dreghorni*; key; characters; biology; damage; distribution.
- Calaby and Gay, 1959: 214, 215, 222 • *Coptotermes dreghorni*; biology; ecology.
- Roonwal and Chhotani, 1960c: 127 • *Coptotermes dreghorni*; tibial spur formula.
- Mathur and Thapa, 1962a: 20 • *Coptotermes dreghorni*; collection catalog. Australia.
- Gay and Calaby, 1970: 415 • *Coptotermes dreghorni*; biology; distribution. Australia.
- Ruelle, 1975b: 4–5 • *Coptotermes dreghorni*; types listed.
- Watson and Abbey, 1993b: 33, fig. 44 • *Coptotermes dreghorni*; distribution map.
- Brown et al., 1994: 277–285 • *Coptotermes dreghorni*; cuticular hydrocarbons.

- Watson et al., 1998: 189 • *Coptotermes dreghorni*; catalog; synonymy; distribution; ecology. Australia.
- Maiti, 2006: 48 • *Coptotermes dreghorni*; key; synonymy; imago, soldier described; distribution. Australia.

🌐 DISTRIBUTION: Australian Region—Australia: Queensland.

Coptotermes elisae (Desneux, 1905)

Termes (Coptotermes) elisae Desneux, 1905: 368–369 (imago) [described as “*Elisae*”].

TYPE DATA: Lectotype: RIB imago, paralectotypes AMNH imago, RIB imagoes.

LECTOTYPE DESIGNATION: Hill, 1942: 149 [inadvertent selection by inference of “holotype” (ICZN, 1999, art. 74.6)].

TYPE LOCALITY: Papua New Guinea: Simbang (Huon Gulf).

- Holmgren, 1911b: 456, 457 • *Coptotermes Elisae*; measurements; locality; new combination. Papua New Guinea.
- Hill, 1927a: 7, 15 • *Coptotermes elisae*; locality. Papua New Guinea.
- Hill, 1942: 147–149, fig. 81 • *Coptotermes elisae*; imago described and figured; synonymy; distribution; biology. Papua New Guinea.
- Snyder, 1949a: 77 • *Coptotermes elisae*; catalog; reference list. New Guinea.
- Gay, 1963: 421–423 • *Coptotermes elisae*; synonymy; imago, soldier measurements; biology; distribution. New Guinea.
- Buchli, 1966: 597 • *Coptotermes elisae*; fungal parasites.
- Gray, 1968: 314–316 • *Coptotermes elisae*; checklist; biology; distribution. Papua New Guinea.
- Bess, 1970: 472 • *Coptotermes elisae*; listed. South Pacific.
- Mathot, 1978: 55 • *Coptotermes elisae*; collection catalog; types listed.
- Gathorne-Hardy, 2004: 116 • *Coptotermes elisae*; checklist; distribution. Malaysia: Mainland, Sabah, Sarawak; Indonesia: Java, Sumatra.
- Maiti, 2006: 48–49, fig. 19 • *Coptotermes elisae*; key; synonymy; imago, soldier described and figured; distribution. Indonesia: Papua New Guinea.
- Bourguignon and Roisin, 2011: 60–62, figs. 5–9, 30 • *Coptotermes elisae*; synonymy; imago, soldier described and figured; key; termitophiles; distribution. Indonesia: Papua; Papua New Guinea.

Coptotermes hyaloapex Holmgren, 1911b: 457 (soldier), fig. 3.

TYPE DATA: Syntypes: ZIHS soldiers, ZMB soldiers.

TYPE LOCALITY: Papua New Guinea: Bukaua.

- Hill, 1927a: 7, 16 • *Coptotermes hyaloapex*; locality. Papua.
- Hill, 1942: 155–156 • *Coptotermes hyaloapex*; soldier described; synonymy; distribution, biology. Papua New Guinea.
- Snyder, 1949a: 79 • *Coptotermes hyaloapex*; catalog; reference list. New Guinea.
- Roonwal and Chhotani, 1960c: 127 • *Coptotermes hyaloapex*; tibial spur formula.
- Mathur and Thapa, 1962a: 22 • *Coptotermes hyaloapex*; collection catalog. New Guinea.
- Gay, 1963: 422 • *Coptotermes hyaloapex*; synonymized with *elisae*.

🌐 DISTRIBUTION: Papuan Region—Papua New Guinea. ♦ Oriental Region—Indonesia: Java, Sumatra; Malaysia: Mainland, Sabah, Sarawak.

Coptotermes emersoni* Ahmad, 1953**Coptotermes emersoni* Ahmad, 1953b: 37–38 (soldier), fig. 1.**

TYPE DATA: Holotype: COM soldier. Paratypes: AMNH soldiers, pseudoworkers, ZUPL soldiers, pseudoworkers, FRI soldier, pseudoworker.

TYPE LOCALITY: Sri Lanka (Ceylon): Colombo.

- Roonwal and Krishna, 1955: 148 • *Coptotermes emersoni*; distribution.
- Ahmad, 1958: 65 • *Coptotermes emersoni*; key.
- Mathur and Thapa, 1962a: 20 • *Coptotermes emersoni*; collection catalog. Sri Lanka.
- Roonwal and Chhotani, 1962b: 7, 9, 17–20, 61, 70, 72, 74, pls. 3, 4 • *Coptotermes emersoni*; soldier, worker described and figured; synonymy; key; distribution. Sri Lanka.
- Tsai and Chen, 1964b: 62, 66–67 • *Coptotermes emersoni*; soldier described; key. China.
- Tsai and Chen, 1964a: 27, 35 • *Coptotermes emersoni*; distribution.
- Mathur and Chhotani, 1969: 4 • *Coptotermes emersoni*; comparisons.
- Morimoto, 1975c: 53 • *Coptotermes emersoni*; listed.
- Li, 1979: 64 • *Coptotermes emersoni*; listed. China.
- Chhotani, 1984: 117 • *Coptotermes emersoni*; listed; castes known; distribution. Sri Lanka.
- Gao and Lam, 1986: 81 • *Coptotermes emersoni*; checklist; distribution. China.
- Roonwal and Chhotani, 1989: 431–434, figs. 227–228 • *Coptotermes emersoni*; soldier, worker described and figured; synonymy; key. Sri Lanka.
- Ahmad and Akhtar, 2002: 12 • *Coptotermes emersoni*; catalog. Sri Lanka.
- Maiti, 2006: 49–50, fig. 20 • *Coptotermes emersoni*; key; synonymy; soldier described and figured; distribution. Sri Lanka.

 DISTRIBUTION: Oriental Region—China; Sri Lanka.

***Coptotermes formosanus* Shiraki, 1909**

***Coptotermes formosanus* Shiraki, 1909: 229, 239–241 (imago, soldier) [*Captotermes* [sic] *Formosanus*] (229); [*Coptotermes forrmosanus* [sic]] (239).**

TYPE DATA: Syntype (depository unknown): imago.

TYPE LOCALITY: Taiwan [Formosa]: Taipei [Taihoku].

- Oshima, 1909: 33, pl. 11, figs. 2, 3, 11, 12) • *Termes* (*Coptotermes*) *formosanus*; new combination.
- Matsumura, 1910a: 1 • *Termes raffrayi* [specimens of *Coptotermes formosanus* misidentified as *Termes raffrayi* (= *Coptotermes raffrayi* Wasmann from Australia); *T. raffrayi* subsequently mis-cited as another available name of *C. formosanus*, with Matsumura as author; see Hozawa, 1915: 104, vs. Snyder, 1949a: 78, and Roonwal and Chhotani, 1962b: 22].
- Nawa, 1910b: 597 • *Coptotermes gestroi* [misidentification]; soldier, nymph described.
- Oshima, 1910a: 376–379 • *Termes* (*Coptotermes*) *Gestroi* [misidentification]; synonymy; soldier described. Taiwan.
- Oshima, 1911b: 5–7 • *Coptotermes Gestroi* [misidentification]; synonymy; soldier described. Taiwan.
- Oshima, 1911a: 360 • *Termes gestroi* [misidentification]; remarks.
- Nitobe, 1911: 20 • *Coptotermes formosanus*; listed.
- Oshima, 1912: 75–80, pl. 1: fig. 1, pl. 2: figs. 3, 21 • *Coptotermes formosanus*; *C. formosae* cited as “n. sp.” under heading of *C. formosanus* Shiraki, but this is likely a translation and redescription of *formosae* Holmgren, rather than a new species description; soldier described and figured. Taiwan.
- Holmgren, 1912c: 778 • *Coptotermes formosanus*; soldier measurements.
- Holmgren, 1913c: 76, pl. 2: fig. 10 • *Coptotermes formosanus*; imago, soldier, worker described; soldier figured; key.

- Oshima, 1913b: 276 • *Coptotermes formosanus*; distribution. Japan; Taiwan.
- Yano, 1913: 110, pl. 4: figs. 1–6, pl. 5 • *Coptotermes formosanus*; characters; distribution.
- Oshima, 1914c: 2 • *Coptotermes formosanus*; listed.
- Hozawa, 1915: 11, 92–103, figs. 22–25, pl. 3: figs. 18–20 • *Coptotermes formosanus*; imago, soldier described and figured; synonymy. Japan; Taiwan [also see comments regarding *raffrayi* under Matsumura, 1910a].
- Yano, 1915: 5–7, pl. 10, figs. 1–9 • *Coptotermes formosanus*; imago, queen, soldier, worker, nymph described and figured; biology; damage; distribution. China; Japan: Ryukyu Islands; Taiwan.
- Oshima, 1919: 321–324, pl. 1: figs. 1–3 • *Coptotermes formosanus*; imago, soldier, worker described and figured; distribution. China; Japan; Taiwan.
- Fullaway, 1920: 297 • *Coptotermes formosanus*; listed; damage; distribution.
- Light, 1921a: 250 • *Coptotermes formosanus* [part only]; distribution. China; Japan; Taiwan [Philippines record = *vastator*].
- Campbell, 1922: 82] *Coptotermes formosanus*; distribution. China: Cheung Chau Island, near Hong Kong.
- Light, 1924: 52, 53, 140–141 • *Coptotermes formosanus*; imago, soldier, worker described; key; locality; synonymy. China: Hong Kong.
- Kemner, 1925b: 6 • *Coptotermes formosanus*; locality. China.
- Fullaway, 1926a: 69 • *Coptotermes formosanus*; listed; distribution.
- Light, 1927a: 78, 81, 85, 86, fig. 2A • *Coptotermes formosanus*; measurements.
- Bathellier, 1927: 186, 229 • *Coptotermes formosanus*; damage. Taiwan.
- Fullaway, 1929: 205, 210 • *Coptotermes formosanus*; introduced into Kauai Island, Hawaii.
- Light, 1929c: 432, 439, fig. 5 • *Coptotermes formosanus*; comparison; forewing figured; remarks.
- Light, 1931a: 591–593 • *Coptotermes formosanus*; locality; remarks. China: Hainan, Hong Kong; Japan; Taiwan; USA: Hawaii, California [ship in harbor; prediction of eventual introduction in USA].
- Snyder, 1931a: 549 • *Coptotermes formosanus*; locality. China.
- Swezey, 1931: 483 • *Coptotermes formosanus*; distribution. USA: Hawaii.
- Hozawa, 1932: 2007 • *Coptotermes formosanus*; imago, soldier described and figured.
- March, 1933: 158, 160–163 • *Coptotermes formosanus*; biology; locality. China.
- Ehrhorn, 1934: 323, 327–333, figs. 96–99 • *Coptotermes formosanus*; key; nest figured; biology; damage. USA: Hawaii.
- Wu, 1935: 218 • *Coptotermes formosanus*; catalog; reference list. China.
- Emerson, 1936: 411 • *Coptotermes formosanus*; introduction into Hawaii.
- Light and Zimmerman, 1936: 12 • *Coptotermes formosanus*; distribution. China; Taiwan; USA: Hawaii.
- Abe, 1937a: 137 • *Coptotermes formosanus*; ecology; distribution.
- Abe, 1937b: 463–472, figs. 1–2, pl. 12 • *Coptotermes formosanus*; distribution. Japan.
- Jucci, 1937: 305, 307 • *Coptotermes formosanus*; biology [*Calotermes formosanus* probable typographical error: *Calotermes* for *Coptotermes*].
- Emerson, 1939b: 384 • *Coptotermes formosanus*; synonymy; distribution; introduction into South Africa.
- Zimmerman, 1948: 172–187, fig. 102 • *Coptotermes formosanus*; key; synonymy; imago, soldier figured; protozoa; biology; damage; distribution. USA: Hawaii.
- Snyder, 1949a: 78 • *Coptotermes formosanus*; catalog; reference list; synonymy. China; Japan; South Africa; Taiwan; USA: Hawaii.
- Coaton, 1949a: 3, figs 1C, 3, 11 • *Coptotermes formosanus*; soldier, nest figured; damage; biology. South Africa.
- Ahmad, 1953a: 35 • *Coptotermes formosanus*; introductions; distribution. China; Japan; Sri Lanka; Taiwan.
- Harris, 1954d: 196 • *Coptotermes formosanus*; listed.
- Harris, 1954a: 128 • *Coptotermes formosanus*; listed.
- Roonwal and Krishna, 1955: 148 • *Coptotermes formosanus*; distribution.

- Tu, 1955b: 82, 85 • *Coptotermes formosanus*; catalog; distribution. China; Japan: Loo-choo Archipelago; South Africa; Taiwan; USA: Hawaii.
- Tu, 1955a: 31, 36, 37 • *Coptotermes formosanus*; catalog; distribution. China; Taiwan.
- Ahmad, 1958: 61, 65 • *Coptotermes formosanus*; key.
- Clagg, 1958: 339 • *Coptotermes formosanus*; locality. Guam; Marshall Islands; Midway Island.
- Vittal, 1959: 44, table 1 • *Coptotermes formosanus*; protozoa.
- Roonwal and Chhotani, 1960c: 127 • *Coptotermes formosanus*; tibial spur formula.
- Suehiro, 1960: 291 • *Coptotermes formosanus*; distribution. Midway Atoll.
- Tang and Li, 1960: 302–306 • *Coptotermes formosanus*; castes.
- Harris, 1961a: 51, 60, 61, 64, 98, 106, 156, 159, 160, 163, 168 • *Coptotermes formosanus*; distribution; damage.
- Mathur and Thapa, 1962a: 21 • *Coptotermes formosanus*; collection catalog. South Africa; Sri Lanka; Taiwan; USA.
- Ranaweera, 1962: 89, 96 • *Coptotermes formosanus*; distribution. Sri Lanka: introduced.
- Roonwal and Chhotani, 1962b: 8, 9, 16, 20–30, 38 ff., fig. 2, pls. 5, 6 • *Coptotermes formosanus*; imago, soldier, worker described and figured; synonymy; key; biology; ecology; distribution. China; Japan; South Africa; Sri Lanka; Taiwan; USA: Hawaii.
- Harris, 1963a: 3–4, 9, fig. 2 • *Coptotermes formosanus*; characters; soldier figured; key; ecology. China: Hong Kong.
- Ikehara, 1963: 10, 11, 12, fig. 2 • *Coptotermes formosanus*; synonymy; distribution. Japan: Ryukyu Islands.
- Tsai and Chen, 1964b: 62–66, figs. 20, 21 • *Coptotermes formosanus*; imago, soldier described and figured; key; synonymy. China.
- Tsai and Chen, 1964a: 25, 26, 27, 29, 34, 37 • *Coptotermes formosanus*; distribution.
- Yu and Ping, 1964a: 11 • *Coptotermes formosanus*; remarks.
- Ahmad, 1965: 19 • *Coptotermes formosanus*; comparisons.
- Mumford, 1965: 16 • *Coptotermes formosanus*; interception. USA: Hawaii.
- Weesner, 1965: 16, 33, 37, 64, 65, 66, figs. 9, 13, 20 • *Coptotermes formosanus*; characters; remarks; soldier, forewing figured; introduced in USA: mainland, Hawaii.
- Harris, 1966d: 162, 163, 165–166, figs. 1, 3 • *Coptotermes formosanus*; synonymy; imago, soldier measurements; soldier figured; comparison; key; distribution. South Africa: introduced.
- Ikehara, 1966: 64, 76–78, 81–170 • *Coptotermes formosanus*; synonymy; biogeography; dispersal; biology; distribution. Japan: Ryukyu Islands.
- Scott, 1966: 31 • *Coptotermes formosanus*; distribution. USA: Louisiana: introduced, Texas.
- Beal, 1967: 13–17 • *Coptotermes formosanus*; imago, soldier described; damage; distribution; introduction. USA: Louisiana, Texas.
- Gay, 1967: 13, 30, 31, 32, 37, 73, fig. 18 • *Coptotermes formosanus*; imago, soldier described and figured; distribution. Introduced into Guam; Marshall Islands; Midway Island; ?Sri Lanka; South Africa; USA: Hawaii, Louisiana, Texas.
- Morimoto, 1967a: 10, fig. 9 • *Coptotermes formosanus*; distribution map. Japan.
- Johnston and Beal, 1969: 24, 26, 30, 32 • *Coptotermes formosanus*; damage; distribution. USA: Louisiana, Texas.
- Bess, 1970: 460–467, figs. 6–8 • *Coptotermes formosanus*; characters; castes figured; biology; damage; distribution. USA: Hawaii.
- Harris, 1970b: 311 • *Coptotermes formosanus*; biology; damage; distribution. China; Japan; South Africa; USA.
- Roonwal, 1970c: 337–338 • *Coptotermes formosanus*; biology; distribution.
- Roonwal, 1970b: figs. 3a, 4a, b, 6c • *Coptotermes formosanus*; soldier head figured.
- Weesner, 1970: 508–510 • *Coptotermes formosanus*; biology.
- Bouillon and Mathot, 1971: 8, table: no. 58 • *Coptotermes formosanus*; catalog; synonymy; measurements; distribution. South Africa: introduced; Kenya: introduced.
- Chaudhry et al., 1972: 13, fig. 15 • *Coptotermes formosanus*; synonymy; soldier measurements, figure; distribution. Pakistan.

- Nishimoto, 1973: 17 • *Coptotermes formosanus*; distribution and introductions.
- Akhtar, 1974b: 101 • *Coptotermes formosanus*; distribution. Pakistan.
- Ishihara, 1975a: 4–5 • *Coptotermes formosanus*; characters; soldier figured; references; distribution. Japan.
- Morimoto, 1975c: 52 • *Coptotermes formosanus*; key; distribution.
- Quennedey and Deligne, 1975: fig. 3 • *Coptotermes formosanus*; fontanelle figured.
- Roonwal, 1975a: 45 • *Coptotermes formosanus*; egg measurements.
- Ruelle, 1975b: 5 • *Coptotermes formosanus*; types of *remotus* listed.
- Sen-Sarma et al., 1975: 27, 71 • *Coptotermes formosanus*; distribution and ecology. Europe; USA.
- Coaton and Sheasby, 1976a: 145–164, figs. 1, 6, pls. 3–8 • *Coptotermes formosanus*; synonymy; types; ecology; biology; nest; history of introduction; distribution. China: Hong Kong; Japan; South Africa; Taiwan; USA: Hawaii.
- Tarumingkeng et al., 1976: 173–176 • *Coptotermes formosanus*; receptors; ultrastructure.
- Araujo, 1977c: 24 • *Coptotermes formosanus*; catalog; synonymy. Guam; Japan; Marshall Islands, Marianas Islands; Taiwan; USA: Hawaii, Louisiana, South Carolina, Texas.
- Tarumingkeng et al., 1977: 95–103 • *Coptotermes formosanus*; antennae; receptors; ultrastructure.
- Hill et al., 1978: 14, 49, 131, 142, 152 • *Coptotermes formosanus*; common name; ecology. China: Hong Kong.
- Bacchus, 1979: 135–142 • *Coptotermes formosanus*; leg exocrine gland.
- Li, 1979: 64 • *Coptotermes formosanus*; listed. China.
- Liang et al., 1979: 169–190 • *Coptotermes formosanus*; sternal gland morphology.
- Mori, 1979: 35 • *Coptotermes formosanus*; remarks; distribution. Bonin Islands (Ogasawara): Chichi-jima.
- Roonwal et al., 1979b: 341, 344 • *Coptotermes formosanus*; wing microsculpturing.
- Yanagisawa, 1979: 29–30 • *Coptotermes formosanus*; distribution. USA: Hawaii.
- Han and Yan, 1980: 260–264 • *Coptotermes formosanus*; trail laying; fungus.
- Huang and Jung, 1980: 32–36 • *Coptotermes formosanus*; incipient colony; temperature and humidity.
- Kanai et al., 1982: 47–57 • *Coptotermes formosanus*; digestion.
- Sen-Sarma, 1982: 142–146 • *Coptotermes formosanus*; damage. Oriental Region.
- Termite Research Laboratory, Guangdong Institute of Entomology, 1982: 185–192 • *Coptotermes formosanus*; flight.
- Zhu, 1982: 233 • *Coptotermes formosanus*; listed. China.
- Fujiyama, 1983: 92 • *Coptotermes formosanus*; discussion.
- Bain and Jenkin, 1983: 368 • *Coptotermes formosanus*; listed. New Zealand: interception.
- Higa and Tamashiro, 1983: 233–238 • *Coptotermes formosanus*; swarming. USA: Hawaii.
- Leong et al., 1983: 287–291 • *Coptotermes formosanus*; factors in swarming.
- Odelson and Breznak, 1983: 1602–1613 • *Coptotermes formosanus*; gut microbiota; fermentation; acetogenesis.
- Chhotani, 1984: 117 • *Coptotermes formosanus*; listed; castes known; distribution. China; Japan; Pakistan; South Africa; Sri Lanka; Taiwan; USA.
- Huang and Chen, 1984: 64–69 • *Coptotermes formosanus*; biology; colony development.
- Huang et al., 1984: 355–358 • *Coptotermes formosanus*; colony foundation; behavior.
- Prestwich, 1984a: table 1 • *Coptotermes formosanus*; checklist; ecology; defense mode; chemicals; distribution.
- Prestwich et al., 1984b: 1201–1207 • *Coptotermes formosanus*; trail pheromones; biochemistry.
- Su et al., 1984: 1466–1470 • *Coptotermes formosanus*; foraging.
- Wanyonyi et al., 1984: 3 • *Coptotermes formosanus*; checklist; distribution. Kenya; Uganda.
- Yamano, 1984: 67–73 • *Coptotermes formosanus*; damage; biology.
- Chhotani, 1985: 91 • *Coptotermes formosanus*; distribution and zoogeography. Brazil; China; Japan; Pakistan; South Africa; Sri Lanka; Taiwan; USA.
- Gao and Lam, 1985: 118 • *Coptotermes formosanus*; distribution. China: Hong Kong.
- Hrdý, 1985: 245–249 • *Coptotermes formosanus*; hormones; soldier production.

- Thompson, 1985: 528–530 • *Coptotermes formosanus*; flight records; distribution.
- Ahmad, 1986: 16 • *Coptotermes formosanus*; distribution. Pakistan: Sind.
- Gao and Lam, 1986: 67, 69, 81 • *Coptotermes formosanus*; checklist. China: Hong Kong.
- Myles, 1986a: 129–133 • *Coptotermes formosanus*; injuries by nest mates.
- Wang, 1986: 233–242 • *Coptotermes formosanus*; swarming.
- Xia and He, 1986: 157, 159 • *Coptotermes* (*Polycrinitermes* [unavailable]) *formosanus*; key.
- Howell et al., 1987: 120 • *Coptotermes formosanus*; distribution. USA: Texas.
- Huang, 1987: 393–396 • *Coptotermes formosanus*; biology; ovary.
- Li and Liu, 1987: 116–119 • *Coptotermes formosanus*; swarming.
- Su and La Fage, 1987: 229–235 • *Coptotermes formosanus*; trophallaxis.
- Su and Scheffrahn, 1987b: 209–215 • *Coptotermes formosanus*; alate production; swarming; sex ratio.
- Su and Scheffrahn, 1987a: 27–30 • *Coptotermes formosanus*; biology. USA: Florida.
- Waller and La Fage, 1987c: 301–302 • *Coptotermes formosanus*; soldier differentiation; temperature.
- Waller and La Fage, 1987b: 417–424 • *Coptotermes formosanus*; foraging.
- Waller and La Fage, 1987a: 173–181 • *Coptotermes formosanus*; caste ratio; biomass; foraging.
- Chambers et al., 1988: 1611–1619 • *Coptotermes formosanus*; biology; distribution.
- Jones et al., 1988: 103–104 • *Coptotermes formosanus*; biology; dispersal flight; sex ratios.
- Scheffrahn et al., 1988a: 616, 619, 623 • *Coptotermes formosanus*; checklist; swarming; pest; distribution. USA: Florida.
- Sponsler et al., 1988: 87–88 • *Coptotermes formosanus*; biology; distribution. USA: Alabama.
- Su and Scheffrahn, 1988a: 157–164 • *Coptotermes formosanus*; competition.
- Su and Scheffrahn, 1988b: 353–359 • *Coptotermes formosanus*; foraging; territory.
- Waller and La Fage, 1988a: 436–440 • *Coptotermes formosanus*; ecology.
- Waller and La Fage, 1988b: 144–152 • *Coptotermes formosanus*; soldier differentiation; ecology.
- Abe, 1989: 44, 46 • *Coptotermes formosanus*; biology; ecology; distribution. Japan: Ryukyu Islands.
- Delaplane and La Fage, 1989a: 1363–1366 • *Coptotermes formosanus*; biology; trail laying; feeding.
- Delaplane and La Fage, 1989b: 183–189 • *Coptotermes formosanus*; foraging.
- Huang et al., 1989: 223, 255, fig. 162 • *Coptotermes formosanus*; imago, soldier described and figured; key. China.
- Mannesmann and Piechowski, 1989: 161–177 • *Coptotermes formosanus*; bacterial hind gut flora.
- Roonwal and Chhotani, 1989: 93, 434–441, figs. 9b, 20c, 37a, 38a, b, 40c, 229–231 • *Coptotermes formosanus*; imago, soldier, worker described and figured; synonymy; key; biology and ecology. Brazil; China; Japan; Pakistan; South Africa; Sri Lanka; Taiwan; USA: Hawaii.
- Tokoro et al., 1989: 29–38 • *Coptotermes formosanus*; trail pheromone; biochemistry.
- Yaga, 1989: 41 • *Coptotermes formosanus*; pest; distribution. Japan.
- Haverty et al., 1990a: 1635–1647 • *Coptotermes formosanus*; cuticular hydrocarbons; population variation; distribution. USA.
- Li and Dai, 1990b: 49–50 • *Coptotermes formosanus*; biology. China.
- McDaniel, 1990: 265–273 • *Coptotermes formosanus*; cuticular hydrocarbons.
- Nutting, 1990a: 1026, 1029, fig. 33.4 • *Coptotermes formosanus*; key; imago, soldier figured.
- Su and Tamashiro, 1990: 155–166 • *Coptotermes formosanus*; overview.
- Delaplane, 1991: 101–114 • *Coptotermes formosanus*; biology; foraging.
- Delaplane et al., 1991: 222–230 • *Coptotermes formosanus*; foraging; feeding rate.
- Haverty et al., 1991b: 51–76 • *Coptotermes formosanus*; cuticular hydrocarbons.
- Korman and Pashley, 1991: 41–50 • *Coptotermes formosanus*; allozymes; genetics.
- Li, 1991: 28–29 • *Coptotermes formosanus*; biology.
- Sponsler and Appel, 1991: 41–44 • *Coptotermes formosanus*; lethal temperatures.
- Su and Haverty, 1991: 115–128 • *Coptotermes formosanus*; aggressive behavior; biology; cuticular hydrocarbons. USA: Florida, Hawaii.
- Brauman et al., 1992: 1384–1387 • *Coptotermes formosanus*; gut bacteria; methane and hydrogen emissions.

- Gao and Chen, 1992a: 2 • *Coptotermes formosanus*; locality. China.
- Gao et al., 1992a: 42 • *Coptotermes formosanus*; checklist; distribution. China: Fujian, Guangdong, Guangxi, Guizhou, Hong Kong, Hubei, Hunan, Jiangsu, Jiangxi, Sichuan, Yunnan, Zhejiang; Taiwan.
- Grace, 1992: 242 • *Coptotermes formosanus*; cuticular hydrocarbons.
- Henderson, 1992: 244 • *Coptotermes formosanus*; locality. USA: Louisiana.
- Peng and Yin, 1992: 28, fig. 79 • *Coptotermes formosanus*; imago, soldier described and figured. China: Yunnan.
- Tho, 1992: 204 • *Coptotermes formosanus*; listed.
- Tokoro et al., 1992: 517–526 • *Coptotermes formosanus*; trail pheromones; biochemistry.
- Atkinson et al., 1993: 111–113 • *Coptotermes formosanus*; biology; locality. USA: California.
- Henderson and Rao, 1993: 341–345 • *Coptotermes formosanus*; soldier dimorphism.
- Huang and Han, 1993: 84–85, fig. 1 • *Coptotermes formosanus*; imago, soldier described and figured. China: Fujian.
- Jiang et al., 1993: 12 • *Coptotermes formosanus*; checklist; distribution. China: Guangxi.
- Strong and Grace, 1993: 51–56 • *Coptotermes formosanus*; allozyme variation.
- Zhu et al., 1993: 45–46 • *Coptotermes formosanus*; checklist; distribution. China.
- Nishida, 1994: 176 • *Coptotermes formosanus*; distribution. USA: Hawaii.
- Broughton and Grace, 1994: 121–126 • *Coptotermes formosanus*; mtDNA analysis.
- Chung and Chen, 1994: 200 • *Coptotermes formosanus*; synonymy; distribution. Taiwan.
- Henderson and Delaplane, 1994: 19–28 • *Coptotermes formosanus*; swarming; sex ratio.
- Li et al., 1994: 365–366 • *Coptotermes formosanus*; biology.
- Li, 1994: 356–358 • *Coptotermes formosanus*; long wing morph; development.
- Lin et al., 1994b: 2 • *Coptotermes formosanus*; checklist; distribution. China: Guangxi.
- Scheffrahn and Su, 1994: 467, 471, figs. 30–31, 46 • *Coptotermes formosanus*; key; soldier, forewing figured. USA: Florida.
- Takematsu, 1994b: 43, 45 • *Coptotermes formosanus*; distribution. Japan.
- Tokoro et al., 1994: 199–215 • *Coptotermes formosanus*; trail pheromones; biochemistry.
- Zhang et al., 1994b: 86 • *Coptotermes formosanus*; wing microsculpturing.
- Zhang et al., 1994e: 300–302 • *Coptotermes formosanus*; gut morphology.
- Cai and Lin, 1995: 57 • *Coptotermes formosanus*; checklist; distribution. China.
- Gao, 1995a: 2 • *Coptotermes (Polycrinitermes [unavailable]) formosanus*; checklist. China: Hong Kong.
- Gao et al., 1995: 1, 2, 5 • *Coptotermes (Polycrinitermes [unavailable]) formosanus*; key; locality. China: Hong Kong.
- Grace et al., 1995b: 1258–1262 • *Coptotermes formosanus*; population model; foraging.
- Takahashi and Gassa, 1995: 1837–1845 • *Coptotermes formosanus*; cuticular hydrocarbons; aggressive behavior.
- Gao et al., 1996: 67, 72, 73, 74, fig. 7. 15 • *Coptotermes formosanus*; soldier described and figured; key. China: Hong Kong.
- Haverly et al., 1996a: 1813–1834 • *Coptotermes formosanus*; cuticular hydrocarbons.
- Wheeler et al., 1996: 799–806 • *Coptotermes formosanus*; methane production.
- Huang and Han, 1997: 104–105, fig. 1 • *Coptotermes formosanus*; soldier described and figured. China.
- Poole and Gentili, 1997: 494 • *Coptotermes formosanus*; synonymy; distribution. North America.
- Shelton and Grace, 1997: 197–211 • *Coptotermes formosanus*; temperature and aggression.
- Sugimoto et al., 1997: 218 • *Coptotermes formosanus*; diet; methane emissions.
- Constantino, 1998b: 156 • *Coptotermes formosanus*; catalog, synonymy. Native to southeast Asia, introduced into USA: Florida, Louisiana, Texas.
- Fontes, 1998: 330 • *Coptotermes formosanus*; catalog; distribution. USA: Alabama, California, Florida, Mississippi, Tennessee.
- Kevan and Vickery, 1998: 301–302 • *Coptotermes formosanus*; distribution. Marianas Islands; Marshall Islands.

- Su and Scheffrahn, 1998: 13–18 • *Coptotermes formosanus*; distribution; Guam record incorrect; identified as *vastator*.
- Chen (H.) et al., 1999: 817–824 • *Coptotermes formosanus*; frontal gland secretions; biochemistry.
- Hedlund and Henderson, 1999: 610–616 • *Coptotermes formosanus*; tunnel pattern; food size.
- Huang and Li, 1999: 279, 283, fig. 10. 18 • *Coptotermes formosanus*; key; soldier described and figured; distribution. China: Fujian.
- Kaib, 1999: 336, 337 • *Coptotermes formosanus*; trail pheromones; biochemistry.
- Su and La Fage, 1999: 185–193 • *Coptotermes formosanus*; caste composition; foraging.
- Takematsu, 1999c: 34, 37, fig. 2.7 • *Coptotermes formosanus*; gut described and figured.
- Wang and Grace, 1999a: 289–294 • *Coptotermes formosanus*; chromosome number.
- Cornelius and Osbrink, 2000: 757–770 • *Coptotermes formosanus*; competition; species interaction.
- Haverly et al., 2000a: 1167–1191 • *Coptotermes formosanus*; chemotaxonomy; cuticular hydrocarbons. USA: Hawaiian Islands: introduced and established.
- Hua, 2000: 24 • *Coptotermes formosanus*; listed. China: Anhui, Fujian, Guangdong, Guangxi, Guizhou, Hainan, Hong Kong, Hunan, Jiangsu, Jiangxi, Sichuan, Yunnan, Zhejiang; Japan; Philippines; South Africa; Taiwan; USA: Hawaii.
- Huang et al., 2000: 314–317, fig. 137 • *Coptotermes* (*Polycrinitermes* [unavailable]) *formosanus*; imago, soldier described and figured; new combination; synonymy; key. China.
- Scheffrahn et al., 2000b: 141–145 • *Coptotermes formosanus*; distribution. USA: Hawaii.
- Vargo and Henderson, 2000: 1935–1938 • *Coptotermes formosanus*; microsatellite; DNA sequences.
- Wang and Grace, 2000a: 1–6 • *Coptotermes formosanus*; esterases.
- Wang and Grace, 2000b: 7–19 • *Coptotermes formosanus*; enzymes; polymorphism. China; USA.
- Yasuda et al., 2000: 146–147, fig. 9 • *Coptotermes formosanus*; soldier described and figured; distribution. Japan: Ryukyu Islands.
- Chang et al., 2001: 353–363 • *Coptotermes formosanus*; phototaxis.
- Husseneder and Grace, 2001a: 173–186 • *Coptotermes formosanus*; morphometry; genetic similarity; population structure.
- Husseneder and Grace, 2001b: 262–266 • *Coptotermes formosanus*; genetic structure; DNA fingerprinting. USA: Hawaii.
- Morales-Ramos and Rojas, 2001: 516–523 • *Coptotermes formosanus*; feeding preference.
- Puche and Su, 2001: 1398–1404 • *Coptotermes formosanus*; foraging; behavior.
- Scheffrahn et al., 2001a: 109–113 • *Coptotermes formosanus*; distribution. USA: Georgia.
- Shelton and Appel, 2001b: 213–224 • *Coptotermes formosanus*; respiration; CO₂ release.
- Su, 2001: 253–260 • *Coptotermes formosanus*; foraging.
- Woodson et al., 2001: 661–671 • *Coptotermes formosanus*; damage; distribution. USA: Alabama, California, Florida, Georgia, Hawaii, Louisiana, Mississippi, North Carolina, South Carolina, Tennessee, Texas.
- Ahmad and Akhtar, 2002: 13 • *Coptotermes formosanus*; catalog. China: Hong Kong; India: Nicobar Islands; Japan; Pakistan; Philippines; Sri Lanka; Taiwan.
- Austin et al., 2002: 753–760 • *Coptotermes formosanus*; COII DNA sequences; phylogeny.
- Fei and Henderson, 2002: 509–514 • *Coptotermes formosanus*; soldier proportion; temperature; survival.
- Hojo et al., 2002: 571–576 • *Coptotermes formosanus*; *Termitaria* spp.; parasitic fungi; molecular phylogeny of fungi.
- Husseneder et al., 2002: 217–226 • *Coptotermes formosanus*; microsatellite genotyping; population structure.
- Jenkins et al., 2002: 381–389 • *Coptotermes formosanus*; mtDNA analysis.
- Marini and Mantovani, 2002: 454–459 • *Coptotermes formosanus*; COII and 16S rRNA; phylogeny.
- Messenger et al., 2002: 580–587 • *Coptotermes formosanus*; checklist; distribution. USA: Louisiana.

- Nakashima et al., 2002: 777–784 • *Coptotermes formosanus*; cellulose; symbiosis; protozoa; enzymes.
- Nishida and Beardsley, 2002: 56 • *Coptotermes formosanus*; distribution. Midway Atoll.
- Uys, 2002: figs. 58–67 • *Coptotermes formosanus*; soldier, nest figured.
- Wang et al., 2002: 343–364 • *Coptotermes formosanus*; biology; ecology. China.
- Zhong and Liu, 2002: 28, table 2 • *Coptotermes formosanus*; damage; distribution. China.
- Bland et al., 2003: 91–104 • *Coptotermes formosanus*; cuticular hydrocarbons.
- Cornelius, 2003: 105–111 • *Coptotermes formosanus*; foraging.
- Cornelius and Osbrink, 2003: 1002–1009 • *Coptotermes formosanus*; aggression; kin recognition.
- Fei and Henderson, 2003: 226–233 • *Coptotermes formosanus*; colony development; outbreeding.
- Grace et al., 2003: 153–157 • *Coptotermes formosanus*; tunneling behavior.
- Hu et al., 2003: 703–715 • *Coptotermes formosanus*; behavior; vibrations.
- Hu and Zhu, 2003: 295–302 • *Coptotermes formosanus*; interspecific aggressive behavior.
- Husseneder et al., 2003: 61–65 • *Coptotermes formosanus*; DNA fingerprinting; colony organization. USA: Louisiana.
- Itakura et al., 2003: 917–926 • *Coptotermes formosanus*; mitochondria; pyruvate and acetate metabolism.
- Morales-Ramos and Rojas, 2003: 106–116 • *Coptotermes formosanus*; nutrition; reproduction.
- Park and Raina, 2003: 49–60 • *Coptotermes formosanus*; caste differentiation.
- Raina et al., 2003b: 233–245 • *Coptotermes formosanus*; swarming; behavior; pheromones.
- Raina et al., 2003c: 677–683 • *Coptotermes formosanus*; corpora allata; ecdysteroid agonist.
- Raina et al., 2003a: 37–48 • *Coptotermes formosanus*; behavior; reproduction.
- Shelton and Grace, 2003: 205–211 • *Coptotermes formosanus*; cuticle permeability; water balance.
- Su, 2003: 7–16 • *Coptotermes formosanus*; global distribution.
- Su and Puche, 2003: 88–93 • *Coptotermes formosanus*; foraging; tunneling.
- Su and Scherer, 2003: 467–473 • *Coptotermes formosanus*; feeding.
- Uchima and Grace, 2003b: 289–294 • *Coptotermes formosanus*; feeding rate.
- Vargo et al., 2003a: 67–69 • *Coptotermes formosanus*; colony genetic structure. USA: Hawaii, Louisiana.
- Vargo et al., 2003b: 2599–2608 • *Coptotermes formosanus*; microsatellites; breeding system; gene flow. Japan.
- Zhang et al., 2003: 333–338 • *Coptotermes formosanus*; polyethism; trophallaxis; age; caste.
- Zhong and Liu, 2003: 17–26 • *Coptotermes formosanus*; nest; swarming; foraging; colony development. China.
- Austin et al., 2004a: 548–555 • *Coptotermes formosanus*; COII sequences; phylogeny.
- Austin et al., 2004b: 1–11 • *Coptotermes formosanus*; 16S rRNA sequences; phylogeny.
- Austin et al., 2004c: 152–158 • *Coptotermes formosanus*; 16s rRNA sequences; phylogeny.
- Austin et al., 2004d: 473–480 • *Coptotermes formosanus*; 16s rRNA sequences; phylogeny.
- Campora and Grace, 2004: 777–791 • *Coptotermes formosanus*; tunneling behavior.
- Chang et al., 2004: 129–136 • *Coptotermes formosanus*; eyes; photosensitivity.
- Fei and Henderson, 2004: 242–248 • *Coptotermes formosanus*; foraging; baiting.
- Florane et al., 2004: 2559–2574 • *Coptotermes formosanus*; cuticular hydrocarbons; microsatellites; aggressive behavior.
- Hu and Appel, 2004: 197–205 • *Coptotermes formosanus*; thermal tolerance.
- Hu and Oi, 2004: 35–47 • *Coptotermes formosanus*; expansion range. USA: Alabama.
- Lo et al., 2004: 365–371 • *Coptotermes formosanus*; phylogeny; COI, COII, 16S rRNA sequences.
- Luchetti et al., 2004: 117–122 • *Coptotermes formosanus*; COII and 16S rRNA sequences; phylogeny.
- Mo et al., 2004: 635–641 • *Coptotermes formosanus*; cellulase; activity; comparisons.
- Nakayama et al., 2004: 127–138 • *Coptotermes formosanus*; desiccation; survival.
- Ohkuma et al., 2004: 701–710 • *Coptotermes formosanus*; phylogeny; COII sequences.
- Park and Raina, 2004: 561–566 • *Coptotermes formosanus*; caste differentiation; juvenile hormone.
- Park et al., 2004: 539–546 • *Coptotermes formosanus*; tergal gland; tandem behavior.

- Raina et al., 2004a: 753–756 • *Coptotermes formosanus*; cannibalism; defaunation.
- Raina et al., 2004b: 757–764 • *Coptotermes formosanus*; caste development; nymphs.
- Scheffrahn et al., 2004: 872–876 • *Coptotermes formosanus*; 16S rRNA sequences; phylogeny.
- Su et al., 2004a: 471–483 • *Coptotermes formosanus*; foraging.
- Szalanski et al., 2004a: 145–151 • *Coptotermes formosanus*; 16S rRNA sequences.
- Tokuda et al., 2004: 3219–3228 • *Coptotermes formosanus*; cellulose digestion; cellulase; endogluconase; feeding; phylogeny.
- Uva et al., 2004b: 344–353 • *Coptotermes formosanus*; ITS2 nuclear and 16S rRNA-ND1 sequences; phylogeny.
- Ye et al., 2004: 815–822 • *Coptotermes formosanus*; COII, 16S rRNA, 12S rRNA sequences; phylogeny.
- Bardunias and Su, 2005: 679–685 • *Coptotermes formosanus*; nest; tunnels.
- Chang et al., 2005: 1–6 • *Coptotermes formosanus*; compound eye; morphology.
- Fei et al., 2005: 483–494 • *Coptotermes formosanus*; trail pheromone; behavior.
- He et al., 2005: 615–625 • *Coptotermes formosanus*; aggressive behavior; protein variation.
- Husseneder et al., 2005: 1421–1434 • *Coptotermes formosanus*; microsatellite genotyping; breeding system.
- Liu et al., 2005a: 557–562 • *Coptotermes formosanus*; soldier proportions; corpora allata; pheromonal action.
- Liu et al., 2005b: 732–737 • *Coptotermes formosanus*; caste differentiation; soldier proportions; juvenile hormone.
- Mao et al., 2005a: 141–154 • *Coptotermes formosanus*; caste differentiation; frontal gland secretions.
- Mao et al., 2005b: 340–345 • *Coptotermes formosanus*; juvenile hormone; soldier formation; caste regulation.
- Messenger and Mullins, 2005: 99–100 • *Coptotermes formosanus*; flight distance.
- Messenger et al., 2005: 916–929 • *Coptotermes formosanus*; succession; ecology; DNA fingerprinting.
- Messenger and Su, 2005: 331–345 • *Coptotermes formosanus*; aggressive behavior; foraging; colony odor.
- Morales-Ramos and Rojas, 2005: 155–173 • *Coptotermes formosanus*; foraging; nutrition; soldier proportion.
- Park and Raina, 2005: 367–376 • *Coptotermes formosanus*; foraging; phototaxis; light.
- Raina and Florane, 2005: 787–796 • *Coptotermes formosanus*; colony formation; survival.
- Raina et al., 2005a: 117–124 • *Coptotermes formosanus*; tergal glands; histology.
- Raina et al., 2005b: 509–517 • *Coptotermes formosanus*; labial glands; phagostimulant.
- Rojas et al., 2005: 131–140 • *Coptotermes formosanus*; cuticular hydrocarbons; diet.
- Scheffrahn and Su, 2005: 201–203 • *Coptotermes formosanus*; distribution; USA: Florida, several localities.
- Teng et al., 2005: 566–571 • *Coptotermes formosanus*; agonistic behavior; colony biomass. China.
- Tokuda et al., 2005: 372–380 • *Coptotermes formosanus*; gut; cellulase; cellulose digestion; salivary glands.
- Yoshimura et al., 2005: 255–259 • *Coptotermes formosanus*; worker mandibles; trace elements.
- Zhang, 2005: 321–323 • *Coptotermes formosanus*; caste; number; ratio.
- Austin et al., 2006c: 183–193 • *Coptotermes formosanus*; mtDNA sequences; introductions. USA.
- Belyaeva and Dovgobrod, 2006: fig. 4d • *Coptotermes formosanus*; female genitalia figured.
- Crosland and Su, 2006b: 585–598 • *Coptotermes formosanus*; nymphs; feeding; polyethism.
- Deng et al., 2006: 689–700 • *Coptotermes formosanus*; antennal sensilla; ultrastructure.
- He et al., 2006: 253–264 • *Coptotermes formosanus*; exocrine glands; mate discrimination.
- Husseneder et al., 2006: 212–219 • *Coptotermes formosanus*; microsatellite genotyping; relatedness.
- Itakura et al., 2006: 99–113 • *Coptotermes formosanus*; LAMP, DNA sequences; identification.
- Lo et al., 2006: 433–437 • *Coptotermes formosanus*; COII sequences; phylogeny.

- Maiti, 2006: 51–53, fig. 22 • *Coptotermes formosanus*; key; synonymy; imago, soldier described and figured; distribution. China; Japan; South Africa; Sri Lanka; Taiwan; USA.
- Mao and Henderson, 2006: 649–659 • *Coptotermes formosanus*; pre-soldier; morphology; labral glands.
- Mo et al., 2006: 543–552 • *Coptotermes formosanus*; mandibular glands; secretions; biochemistry.
- Morales-Ramos et al., 2006: 99–101 • *Coptotermes formosanus*; gut; histology.
- Pan et al., 2006b: 841–848 • *Coptotermes formosanus*; inter-colonial aggression; diet; soil; rearing conditions.
- Pan et al., 2006a: 155–164 • *Coptotermes formosanus*; trace elements; aggression.
- Song et al., 2006: 27–39 • *Coptotermes formosanus*; behavior; cannibalism.
- Vargo et al., 2006a: 151–166 • *Coptotermes formosanus*; microsatellite markers; breeding system.
- Vargo et al., 2006b: 1101–1109 • *Coptotermes formosanus*; colony genetic structure; microsatellite.
- Zhang et al., 2006: 553–561 • *Coptotermes formosanus*; frontal gland secretion; aggression.
- Vu et al., 2007: 85–94 • *Coptotermes formosanus*; ecology; distribution. Vietnam.
- Mao and Henderson, 2007: 588–392 • *Coptotermes formosanus*; biological clock; soldier formation; caste regulation.
- Sun et al., 2007: 1400–1408 • *Coptotermes formosanus*; swarming; distribution. USA: Mississippi.
- Brown et al., 2007: 570–572 • *Coptotermes formosanus*; distribution. USA: Louisiana.
- Noda et al., 2007: 1257–1266 • *Coptotermes formosanus*; endosymbiotic bacteria; cospeciation; phylogeny.
- Yamada et al., 2007: 3768–3777 • *Coptotermes formosanus*; *nifH*; nitrogen fixation; symbiosis. Japan: Okinawa.
- Gentz et al., 2008: 1–9 • *Coptotermes formosanus*; COII sequences; phylogeny; invasion pattern.
- Husseneder et al., 2008: 400–408 • *Coptotermes formosanus*; microsatellite genotyping; morphometry; breeding system.
- Li et al., 2008: 472–473 • *Coptotermes formosanus*; distribution. Taiwan: Lanyu Island [= Botel Tobago].
- Vargo and Husseneder, 2009: 379–403 • *Coptotermes formosanus*; microsatellites; caste determination; population genetics; molecular ecology; breeding structure.
- Yeap et al., 2009: 1077–1090 • *Coptotermes formosanus*; mitochondrial DNA; phylogeny.
- Li et al., 2009b: 684–693 • *Coptotermes formosanus*; mitochondrial COII, 12S, 16S rRNA; molecular phylogeny; biogeography.
- Dong et al., 2009: 28–34 • *Coptotermes formosanus*; primer pheromone; soldier regulation.
- Long et al., 2009: 411–430 • *Coptotermes formosanus*; ISSR, COII sequences; genetic diversity. China.
- Yanagawa et al., 2009: 327–349 • *Coptotermes formosanus*; antennal sensilla; morphology.
- Zhang et al., 2010: 93–98 • *Coptotermes formosanus*; 16S rRNA; molecular phylogeny.

Coptotermes formosae Holmgren, 1911c: 192 (imago) [*formosae* emended to *formosanus* by Holmgren, 1913; Roonwal and Chhotani, 1962 and Roonwal and Chhotani, 1989 treated *formosae* Holmgren and *formosanus* Holmgren as two separate available names but Holmgren, 1913 clearly indicates that the specific name dates from 1911, so Holmgren, 1913 is merely an emendation and not a new species description].

TYPE DATA: Syntypes: ZIHS imagoes.

TYPE LOCALITY: Taiwan.

- Yano, 1911b [367–368 • *Coptotermes formosae*; with Holmgren as author; discussion; characters; distribution.
- Yano, 1911c: 403–404 • *Coptotermes formosae*; with Holmgren as author; discussion; characters; distribution.

- Yano, 1911a: 62 • *Coptotermes formosae*; with Holmgren as author; discussion; characters; distribution.
- Holmgren, 1911a: 74 • *Coptotermes formosae*; listed. Taiwan.
- Oshima, 1912: 75–80 • *Coptotermes formosae*; synonymized with *formosanus*.
- Holmgren, 1912d: 121 • *Coptotermes formosae*; imago described; soldier, worker comparisons; remarks. Taiwan.
- Hozawa, 1912: 497–498 • *Coptotermes formosae*; of Holmgren; synonymy.
- Nawa, 1912a: 17, pl. 1: fig. 3 • *Coptotermes formosae*; comparisons; soldier figured. Taiwan.

Coptotermes hongkonensis Oshima, 1914c: 7–10 (imago, soldier) pl. 1: fig. 6.

TYPE DATA: Syntypes: AMNH worker [erroneously cited as a “paratype” by Roonwal and Chhotani, 1989], (depository unknown): imagoes, soldiers.

TYPE LOCALITY: China: Hong Kong.

- Oshima, 1914a: 559–560, pl. 9: fig. 5 • *Coptotermes hongkonensis*; erroneously described as n. sp.; soldier, pseudoworker described and figured. China: Hong Kong.
- Campbell, 1922: 82 • *Cryptotermes* [error for *Coptotermes*] *hongkongensis* [sic] = *C. hongkonensis* Oshima. China: Hong Kong.
- Light, 1924: 51, 141 • *Coptotermes hongkonensis* (as *hongkongensis* [sic]); synonymized with *formosanus*.
- Kemner, 1925b: 6 • *Coptotermes hongkongensis* [sic]; locality. China: Hong Kong.
- Gao et al., 1995: 1, 2, 5 • *Coptotermes* (*Polycrinitermes* [unavailable]) *hongkongensis* [sic]; key; locality. China: Hong Kong [treated as valid and distinct from *formosanus*].
- Gao, 1995a: 2, 3 • *Coptotermes* (*Polycrinitermes* [unavailable]) *hongkongensis* [sic]; checklist; comparisons. China: Hong Kong.
- Gao et al., 1996: 68, 72, 75–76, fig. 7. 18 • *Coptotermes hongkongensis* [sic]; soldier described and figured; key [treated as valid and distinct from *formosanus*]. China: Hong Kong.
- Huang et al., 2000: 314 • *Coptotermes* (*Polycrinitermes* [unavailable]) *hongkongensis* [sic] Oshima; again synonymized with *formosanus*.

Coptotermes intrudens Oshima, 1920a: 262–264 (imago, soldier, pseudoworker), pl. 7.

TYPE DATA: Syntypes (depository unknown): imagoes, soldiers, pseudoworkers.

TYPE LOCALITY: USA: Hawaii: Honolulu, Oahu.

- Fullaway, 1920: 294, 298, pls. 2–10 • *Coptotermes intrudens*; castes figured; biology; damage. USA: Hawaii.
- Snyder, 1924e: 381, 382 • *Coptotermes intrudens*; listed.
- Fullaway, 1926a: 69–79, figs. 1, 3, 4–8 • *Coptotermes intrudens*; castes figured; biology; damage. USA: Hawaii.
- Jucci, 1937: 305 • *Coptotermes intrudens*; biology.
- Fullaway and Krauss, 1945: 21 • *Coptotermes intrudens*; biology; damage. USA: Hawaii.
- Snyder, 1949a: 78 • *Coptotermes intrudens*; synonymized with *formosanus*.

Coptotermes remotus Silvestri, 1927: 93–95 (imago, soldier), fig. 2 [junior homonym of *Coptotermes remotus* Hill, 1927 (June)].

TYPE DATA: Syntypes: IEA imagoes, soldiers, workers, NCIP imagoes, soldiers, workers [incorrectly cited as paratypes by Ruelle, 1975b].

TYPE LOCALITY: South Africa: Cape Province: Simonstown.

- Silvestri, 1934: fig. 25 • *Coptotermes remotus*; imago, soldier figured.
- Emerson, 1939b: 384 • *Coptotermes remotus* Silvestri; synonymized with *formosanus*.

Coptotermes eucalyptus Ping, 1984a: 186–187, 189 (soldier), fig. 2.

TYPE DATA: Holotype: GIEC I. No. E 7617 soldier. Paratypes: GIEC soldiers, workers.

TYPE LOCALITY: China: Guangdong Province: Xiaoliang of Dianbai County.

- Xia and He, 1986: 159 • *Coptotermes* (*Polycrinitermes* [unavailable]) *eucalyptus*; key.
- Huang et al., 1989: 259, fig. 163 • *Coptotermes eucalyptus*; soldier described and figured; key. China: Guangdong.
- Gao et al., 1992a: 42 • *Coptotermes eucalyptus*; listed. China: Guangdong.
- Gao et al., 1995: 1, 2, 5 • *Coptotermes* (*Polycrinitermes* [unavailable]) *eucalyptus*; key; locality. China: Hong Kong.
- Gao, 1995a: 2 • *Coptotermes* (*Polycrinitermes* [unavailable]) *eucalyptus*; checklist. China: Hong Kong.
- Gao et al., 1996: 67, 72, fig. 7. 14 • *Coptotermes eucalyptus*; soldier described and figured; key. China: Hong Kong.
- Huang et al., 2000: 314 • *Coptotermes* (*Polycrinitermes* [unavailable]) *eucalyptus*; synonymized with *formosanus*.
- Hua, 2000: 24 • *Coptotermes eucalyptus*. China: Guangdong.
- Ahmad and Akhtar, 2002: 13 • *Coptotermes eucalyptus*; catalog. China: Hong Kong.
- Maiti, 2006: 50–51, fig. 21 • *Coptotermes eucalyptus*; key; synonymy [Ping, 1919 date incorrect]; soldier described and figured; distribution [paraphrase of original description]. China.

Coptotermes xiaoliangensis Ping, 1984a: 184–185, 188 (soldier), fig. 1.

TYPE DATA: Holotype: GIEC I. No. E 7622 soldier. Paratypes: GIEC soldiers, workers.

TYPE LOCALITY: China: Guangdong Province: Xiaoliang of Dianbai County.

- Xia and He, 1986: 157, 159 • *Coptotermes* (*Polycrinitermes* [unavailable]) *xiaoliangensis*; key.
- Huang et al., 1989: 259–260, fig. 164 • *Coptotermes xiaoliangensis*; soldier described and figured; key. China: Guangdong.
- Gao et al., 1992a: 43 • *Coptotermes xiaoliangensis*; checklist; distribution. China: Guangdong.
- Lin et al., 1994b: 2 • *Coptotermes xiaoliangensis*; checklist; distribution. China: Guangxi.
- Hua, 2000: 24 • *Coptotermes xiaoliangensis*. China: Guangdong, Guangxi.
- Huang et al., 2000: 314 • *Coptotermes* (*Polycrinitermes* [unavailable]) *xiaoliangensis*; synonymized with *formosanus*.
- Ahmad and Akhtar, 2002: 15 • *Coptotermes xiaoliangensis*; catalog. China.
- Maiti, 2006: 88, fig. 52 • *Coptotermes xiaoliangensis*; key; synonymy; soldier described and figured; distribution [paraphrase of original description]. China.

Coptotermes guangzhouensis Ping, 1985: 317–318, 326–327 (soldier), fig. 1.

TYPE DATA: Holotype: GIEC I. No. A0075 soldier. Paratypes: GIEC soldiers, workers.

TYPE LOCALITY: China: Guangdong Province: Guangzhou City.

- Huang et al., 1989: 254–255, fig. 161 • *Coptotermes guangzhouensis*; soldier described and figured; key. China: Guangdong.
- Gao et al., 1992a: 43 • *Coptotermes guangzhouensis*; checklist; distribution. China: Guangdong.
- Jiang et al., 1993: 12 • *Coptotermes guangzhouensis*; checklist; distribution. China: Guangxi.
- Lin et al., 1994b: 2 • *Coptotermes guangzhouensis*; checklist; distribution. China: Guangxi.
- Takematsu and Morimoto, 1993: 250 • *Coptotermes guangzhouensis*; distribution. Japan.
- Takematsu, 1994b: 43 • *Coptotermes guangzhouensis*; distribution. Japan.
- Gao et al., 1995: 1, 2, 5 • *Coptotermes* (*Polycrinitermes* [unavailable]) *guangzhouensis*; key; locality. China: Hong Kong.
- Gao, 1995a: 2 • *Coptotermes* (*Polycrinitermes* [unavailable]) *guangzhouensis*; checklist. China: Hong Kong.
- Gao et al., 1996: 68, 74, fig. 7. 16 • *Coptotermes guangzhouensis*; soldier described and figured; key. China: Hong Kong.

- Hua, 2000: 24 • *Coptotermes guangzhouensis*. China: Guangzhou.
- Huang et al., 2000: 314 • *Coptotermes (Polycrinitermes [unavailable]) guangzhouensis*; synonymized with *formosanus*.
- Yasuda et al., 2000: 146–147, fig. 10 • *Coptotermes guangzhouensis*; soldier described and figured; distribution. Japan: Ryukyu Islands.
- Ahmad and Akhtar, 2002: 13 • *Coptotermes guangzhouensis*; catalog. China.
- Maiti, 2006: 59, fig. 28 • *Coptotermes guangzhouensis*; key; synonymy; soldier described and figured; distribution [paraphrase of original description]. China.
- Yeap et al., 2009: 1077–1090 • *Coptotermes guangzhouensis*; mitochondrial DNA; phylogeny.
- Zhang et al., 2010: 93–98 • *Coptotermes guangzhouensis*; 16S rRNA; molecular phylogeny; synonymy.

Coptotermes heteromorphus Ping, 1985: 320–321, 327 (soldier), fig. 4.

TYPE DATA: Holotype: GIEC I. No. A0063 soldier. Paratypes: GIEC soldiers, workers.

TYPE LOCALITY: China: Guangdong Province: Guangzhou City.

- Huang et al., 1989: 223, fig. 139 • *Coptotermes heteromorphus*; soldier described and figured; key. China: Guangdong.
- Gao et al., 1992a: 43 • *Coptotermes heteromorphus*; checklist; distribution. China: Guangdong.
- Hua, 2000: 24 • *Coptotermes heteromorphus*; listed. China: Guangdong.
- Huang et al., 2000: 314 • *Coptotermes (Polycrinitermes [unavailable]) heteromorphus*; synonymized with *formosanus*.
- Ahmad and Akhtar, 2002: 13 • *Coptotermes heteromorphus*; catalog. China.
- Maiti, 2006: 64–65, fig. 32 • *Coptotermes heteromorphus*; key; synonymy; soldier described and figured; distribution [paraphrase of original description]. China.

Coptotermes (Polycrinitermes [unavailable]) communis Xia and He, 1986: 166–167, 179 (imago, soldier), figs. 48–56.

TYPE DATA: Holotype: SIES 09002892 soldier. Paratypes: SIES imagoes, soldiers, workers.

TYPE LOCALITY: China: Zhejiang Province: Jinhua County.

- Gao et al., 1982b: 138 • *Coptotermes communis*; distribution. China: Jiangsu.
- Gao and Lam, 1985: 118 • *Coptotermes communis*; distribution. China: Hong Kong.
- Gao and Lam, 1986: 67, 69, fig. 7 • *Coptotermes communis*; soldier figured; checklist. China: Hong Kong.
- Huang et al., 1989: 245–247, fig. 151 • *Coptotermes (Polycrinitermes [unavailable]) communis*; imago, soldier described and figured; key. China: Zhejiang.
- Chen and Xu, 1992: 10, 12 • *Coptotermes communis*; checklist; distribution. China: Anhui.
- Fan, 1992: 512–513, fig. 2.306 • *Coptotermes communis*; soldier described and figured. China.
- Gao and Chen, 1992a: 2 • *Coptotermes communis*; locality. China.
- Gao et al., 1992a: 42 • *Coptotermes communis*; checklist; distribution. China: Anhui, Fujian, Guangdong, Hong Kong, Hubei, Hunan, Jiangsu, Jiangxi, Shandong, Sichuan, Zhejiang.
- Peng and Yin, 1992: 27, fig. 78 • *Coptotermes communis*; imago, soldier described and figured. China: Yunnan.
- Zhu et al., 1993: 46 • *Coptotermes communis*; checklist; distribution. China.
- Lin et al., 1994b: 2 • *Coptotermes communis*; checklist; distribution. China: Guangxi.
- Zhang et al., 1994b: 86 • *Coptotermes communis*; wing microsculpturing.
- Gao et al., 1995: 1, 2, 5 • *Coptotermes (Polycrinitermes [unavailable]) communis*; key; locality. China: Hong Kong.
- Gao, 1995a: 2 • *Coptotermes (Polycrinitermes [unavailable]) communis*; checklist. China: Hong Kong.
- Gao et al., 1996: 68, 69–70, fig. 7. 11 • *Coptotermes communis*; imago, soldier described and figured; key. China: Hong Kong.

- Huang and Li, 1999: 279, 282, fig. 10. 17 • *Coptotermes communis*; key; soldier described and figured; distribution. China: Fujian.
- Hua, 2000: 24 • *Coptotermes communis*; distribution. China: Anhui, Fujian, Guangdong, Guangxi, Guizhou, Hong Kong, Hubei, Hunan, Jiangxi, Sichuan, Zhejiang.
- Huang et al., 2000: 314 • *Coptotermes* (*Polycrinitermes* [unavailable]) *communis*; synonymized with *formosanus*.
- Ahmad and Akhtar, 2002: 12 • *Coptotermes communis*; catalog. China.

Coptotermes rectangularis Ping and Zhu in Ping et al., 1986: 157–158, 160 (soldier), fig. 5.

TYPE DATA: Holotype: GIEC soldier. Paratypes: GIEC I No.E 7690 soldiers, workers, GIF soldiers, workers.

TYPE LOCALITY: China: Guizhou Province: Congjiang County [25°N, 108°E].

- Huang et al., 1989: 247, fig. 152 • *Coptotermes rectangularis*; soldier described and figured; key. China: Guizhou.
- Gao et al., 1992a: 43 • *Coptotermes rectangularis*; checklist; distribution. China: Guizhou.
- Zhu et al., 1993: 46 • *Coptotermes rectangularis*; checklist; distribution. China.
- Hua, 2000: 24 • *Coptotermes rectangularis*. China: Guizhou.
- Huang et al., 2000: 314 • *Coptotermes* (*Polycrinitermes* [unavailable]) *rectangularis*; synonymized with *formosanus*.
- Ahmad and Akhtar, 2002: 14 • *Coptotermes rectangularis*; catalog. China.
- Maiti, 2006: 78, fig. 43 • *Coptotermes rectangularis*; key; synonymy; soldier described and figured; distribution. China [paraphrase of original description].

   DISTRIBUTION: Ethiopian Region—Kenya, South Africa, Uganda. ♦ Nearctic Region—USA: Alabama, Georgia, Florida, Louisiana, Mississippi, North Carolina, South Carolina, Tennessee, Texas. ♦ Neotropical Region—Brazil. ♦ Oriental Region—China: Jiangxi, Fujian (Fukien), Guangdong (Kwangtung), Guangxi, Guizhou, Hainan, Hong Kong, Hubei, Hunan, Jiangsu (Kiangsu), Shanghai, Sichuan, Yunnan, Zhejiang; Japan: Okinawa, Ryukyu Islands (= Nansei Shoto); Pakistan; Philippines: Luzon; Sri Lanka; Taiwan. ♦ Palaearctic Region—China: Anhui, Shandong; Japan: Honshu, Kyushu, Shikoku. ♦ Papuan Region—Marianas Islands; Marshall Islands; Midway Island; USA: Hawaii.

Coptotermes frenchi Hill, 1932

Coptotermes frenchi Hill, 1932a: 142 [*nom. nov.* for *Coptotermes flavus* Hill, 1926, which is preoccupied by *Coptotermes flavus* Bugnion and Popov, 1910].

- French, 1893: 136, 137, pl. 32 • *Termes australis* [misidentification; imago = *acinaciformis* or *flavus* fide Hill, 1926: 203].
- Mjöberg, 1920: 30 • *Coptotermes Michaelsenii* [part]; remarks; localities.
- Hill, 1926c: 206 • *Coptotermes michaelsenii* [misidentification]; locality. Australia.
- Hill, 1932b: 12, 22 • *Coptotermes flavus*; imago, soldier described; key; distribution. Australia.
- Miller, 1941: 333–334 • *Coptotermes frenchi*; listed. New Zealand.
- Hill, 1942: 149–152, fig. 82, pl. 5: fig. 2 • *Coptotermes frenchi*; imago, soldier described and figured; synonymy; distribution; biology. Australia; New Zealand.
- Kelsey, 1944b: 231, 232, 233, 237, 239, 240, 241, 246, 247, figs. 2, 3, 4, 7, 8, 9, 20 • *Coptotermes frenchi*; synonymy; key; imago, soldier, wing micrasters described and figured; distribution. New Zealand; *Coptotermes lacteus* [misidentification fide Bain and Jenkin, 1983]; synonymy; key; imago, soldier, wing micrasters described and figured; distribution. New Zealand.
- Kelsey, 1945a: 353–359, figs. 2, 3 • *Coptotermes frenchi*; biology; damage; *Coptotermes lacteus* [misidentification fide Bain and Jenkin, 1983]; biology; damage.

- Snyder, 1949a: 78 • *Coptotermes frenchi*; catalog; reference list; synonymy. Australia.
- Ratcliffe et al., 1952: 80, 85, 86, 91 • *Coptotermes frenchi*; key; characters; biology; damage; distribution.
- Roonwal and Pant, 1953: 47 • *Coptotermes frenchi*; collection catalog. Australia.
- Gay, 1955b: 58 • *Coptotermes frenchi*; introduced into New Zealand.
- Calaby, 1956b: 122 • *Coptotermes frenchi*; distribution.
- Calaby and Gay, 1956: 30, 31, 32, 33, 34–38 • *Coptotermes frenchi*; soldier measurements; soldier pronotum figured; nest described and figured; biology; distribution records. Australia.
- Calaby and Gay, 1959: 216, 217, 218, 221, 222 • *Coptotermes frenchi*; biology; ecology.
- Harris, 1959a: 183 • *Coptotermes frenchi*; listed.
- Roonwal and Chhotani, 1960c: 127 • *Coptotermes frenchi*; tibial spur formula.
- Harris, 1961a: 100, 112, 156, 160 • *Coptotermes frenchi*; damage; distribution.
- Mathur and Thapa, 1962a: 21 • *Coptotermes frenchi*; collection catalog. Australia; New Zealand.
- Greaves, 1964: 250–262 • *Coptotermes frenchi*; nest temperature.
- Gay, 1967: 13, 29, 32, 37, 75, figs. 19A, C • *Coptotermes frenchi*; imago, soldier described and figured; distribution; introduced into New Zealand.
- Greaves, 1967: 19–34 • *Coptotermes frenchi*; colony population.
- Gay and Calaby, 1970: 415, 418 • *Coptotermes frenchi*; biology; distribution. Australia.
- Roonwal, 1977d: 35 • *Coptotermes frenchi*; wing microsculpturing.
- Roonwal, 1978d: 168 • *Coptotermes frenchi*; biology; distribution.
- Roonwal et al., 1979b: 341, 345, figs. 10A–C • *Coptotermes frenchi*; wing microsculpturing.
- Bain and Jenkin, 1983: 368, 370 • *Coptotermes frenchi*; distribution. New Zealand: established; *Coptotermes lacteus* [= *frenchi*; misidentification by earlier authors]; *lacteus* not found in New Zealand.
- Abensperg-Traun and de Boer, 1990: 226 • *Coptotermes frenchi*; checklist; ecology; habitat; distribution. Australia.
- Brown et al., 1990: 317, fig. 1, table 4 • *Coptotermes frenchi*; cuticular hydrocarbons.
- Watson and Gay, 1991: fig. 20. 12C • *Coptotermes frenchi*; nest figured.
- Watson et al., 1992: 242 • *Coptotermes frenchi*; cuticular hydrocarbons [abstract].
- Abensperg-Traun, 1993: 37 • *Coptotermes frenchi*; foraging; defense.
- Watson and Abbey, 1993b: 34, fig. 45 • *Coptotermes frenchi*; distribution map.
- Abensperg-Traun and Perry, 1998: 194, fig. 1 • *Coptotermes frenchi*; biology; ecology; distribution.
- Watson et al., 1998: 189–190 • *Coptotermes frenchi*; catalog; synonymy; distribution; ecology. Australia.
- Wang and Grace, 2000c: 21–31 • *Coptotermes frenchi*; allozymes; esterases.
- Evans, 2003: 413–423 • *Coptotermes frenchi*; foraging; soil; tunneling.
- Brown et al., 2004: 623–658 • *Coptotermes frenchi*; cuticular hydrocarbons; *labiosus* perhaps a valid species.
- Lo et al., 2006: 433–437 • *Coptotermes frenchi*; COII sequences; phylogeny.
- Maiti, 2006: 53–54, fig. 23 • *Coptotermes frenchi*; key; synonymy; imago, soldier described; soldier figured; distribution. Australia.
- Yeap et al., 2009: 1077–1090 • *Coptotermes frenchi*; mitochondrial DNA; phylogeny.

Coptotermes flavus Hill, 1926c: 207–212 (imago, soldier, worker), figs. 2, 3 [junior homonym of *Coptotermes flavus* Bugnion and Popov, 1910].

TYPE DATA: Lectotype: NMV No. T-10844 imago ♂. Paralectotypes: NMV soldiers, workers, AMNH imagoes, soldier [not type locality], AMNH imagoes, AMNH soldiers, workers [not type locality].

LECTOTYPE DESIGNATION: Hill, 1942: 152 [inadvertent selection by inference of “holotype” (ICZN, 1999, art. 74.6)].

TYPE LOCALITY: Australia: Victoria: Melbourne, Hawthorne.

Coptotermes labiosus Hill, 1926c: 213–214 (imago, soldier, worker).

TYPE DATA: Lectotype: SAMA No. Is 41.001 imago ♀. Paralectotypes: SAMA soldier, workers, NMV imago, soldier, workers, AMNH imago, soldier, workers.

LECTOTYPE DESIGNATION: Watson et al., 1998: 189.

TYPE LOCALITY: Australia: Southern Australia: Barton.

— Hill, 1942: 149 • *Coptotermes labiosus*; synonymized with *frenchi*.

🌐 DISTRIBUTION: Australian Region—Australia: Capital Territory, New South Wales, Queensland, Southern Australia, Victoria, Western Australia; New Zealand: introduced and established.

Coptotermes fumipennis (Walker, 1853)

Termes fumipennis Walker, 1853: 525 (imago).

TYPE DATA: Syntypes: BMNH imagoes.

TYPE LOCALITY: New Holland (Australia) [incorrect fide Watson and Gay, 1980].

- Hagen, 1855: 291 • *Termes fumipennis*; discussion.
- Hagen, 1858b: 29 • *Termes* (*Eutermes* [sic]) *fumipennis*; imago described; synonymy; distribution. New Holland [Australia].
- Hagen, 1858c: 209–210, 241 • *Termes* (*Eutermes*) *fumipennis*; imago described, synonymy, distribution. Australia: New Holland.
- Desneux, 1904b: 42 • *Termes* (*Eutermes*) *fumipennis*; reference list. Australia.
- Holmgren, 1912a: 63 • *Eutermes* (*Eutermes*) *fumipennis*; listed; new combination. Australia.
- Hill, 1925b: 225 • *Eutermes fumipennis*; listed; [type imago only].
- Hill, 1942: 220–221 • *Eutermes fumipennis*; imago described; synonymy; distribution. New Holland [Australia].
- Snyder, 1949a: 277 • *Nasutitermes fumipennis*; catalog; reference list; new combination. Australia.
- Watson and Gay, 1980: 22–25, figs. 4, 6, 7, 9 • *Coptotermes fumipennis*; synonymy; imago described and figured; new combination. Australia record incorrect.
- Bain and Jenkin, 1983: 368, 369 • *Nasutitermes fumipennis*; distribution. New Zealand: probable interception.

🌐 DISTRIBUTION: Australian Region—Australia [incorrect fide Watson and Gay, 1980].

Coptotermes gambrinus Bourguignon and Roisin, 2011

Coptotermes gambrinus Bourguignon and Roisin, 2011: 67–69 (soldier), figs. 26–29, 31.

TYPE DATA: Holotype: RIB PNGT1077 soldier. Paratypes: RIB soldier, worker, RIB soldiers, workers [several localities, not from type locality].

TYPE LOCALITY: Papua New Guinea: Morobe: Bulolo.

🌐 DISTRIBUTION: Papuan Region—Papua New Guinea.

Coptotermes gaurii Roonwal and Krishna, 1955

Coptotermes gaurii Roonwal and Krishna, 1955: 143–149 (soldier, pseudoworker), fig. 1.

TYPE DATA: Holotype: FRI soldier. Paratypes: FRI soldiers, pseudoworkers, AMNH soldier, ZSI soldiers, pseudoworkers.

TYPE LOCALITY: Sri Lanka (Ceylon): Marambekana, 400 feet above sea-level.

- Lal and Menon, 1953: 24–25 • *Coptotermes ceylonicus* [misidentification]; catalog; systematic and biological reference list. [Sri Lanka only; Indo-China and India records incorrect].
- Roonwal and Pant, 1953: 47 • *Coptotermes ceylonicus* [misidentification]; collection catalog. Sri Lanka [specimens from Marambekenda only].
- Ahmad, 1958: 65 • *Coptotermes gaurii*; key.
- Roonwal and Chhotani, 1960c: 127 • *Coptotermes gaurii*; tibial spur formula.
- Mathur and Thapa, 1962a: 21 • *Coptotermes gaurii*; collection catalog. Sri Lanka.
- Roonwal and Chhotani, 1962b: 7, 9, 20, 30–34, 60, 70, 72, 75, pls. 7, 8 • *Coptotermes gaurii*; soldier, worker described and figured; synonymy; key; ecology; distribution. Sri Lanka.
- Ahmad, 1965: 19 • *Coptotermes gaurii*; listed.
- Sen-Sarma et al., 1975: 64 • *Coptotermes gaurii*; listed. India.
- Maiti, 1979b: 133 • *Coptotermes gaurii*; distribution. India: Nicobar Islands; Sri Lanka.
- Chhotani, 1984: 117 • *Coptotermes gaurii*; listed; castes known; distribution. Sri Lanka.
- Roonwal and Chhotani, 1989: 93, 441–445, figs. 232–233 • *Coptotermes gaurii*; soldier, worker described and figured; synonymy; key; biology and ecology. India: Nicobar Islands; Sri Lanka.
- Mitra and Maiti, 1992: 502 • *Coptotermes gaurii*; checklist; biogeography. India: Nicobar Islands; Indian subregion.
- Maiti and Chakraborty, 1994: 8, 33 • *Coptotermes gaurii*; key; synonymy; soldier measurements; distribution. India: Nicobar Islands; Sri Lanka.
- Ahmad and Akhtar, 2002: 13 • *Coptotermes gaurii*; catalog. India: Great Nicobar Island; Sri Lanka.
- Maiti, 2006: 54–56, fig. 24 • *Coptotermes gaurii*; key; synonymy; soldier described and figured; distribution. India: Nicobar Islands; Sri Lanka.

Coptotermes exiguus Jepson, 1930a: 155 [**nomen nudum**; Kemner cited as author].

- Jepson, 1930a: 155 • *Coptotermes exiguus*; nomen nudum.
- Jepson, 1930b: 6 • *Coptotermes exiguus*; nomen nudum.
- Jepson, 1931: 596 • *Coptotermes exiguus*; nomen nudum; distribution. Sri Lanka.
- Snyder, 1949a: 346 • *Coptotermes exiguus*; catalog; MS name with Kemner as author.
- Lal and Menon, 1953: 25 • *Coptotermes exiguus*; catalog [Jepson references only; Hagen and Desneux references are of *Microcerotermes exiguus*]. Sri Lanka.
- Roonwal and Pant, 1953: 47 • *Coptotermes exiguus*; MS name [Kemner incorrectly cited as author]; collection catalog. Sri Lanka.
- Harris, 1961a: 156, 159 • *Coptotermes exiguus*; damage; distribution [Holmgren incorrectly cited as author].

🌐 DISTRIBUTION: Oriental Region—India: Nicobar Islands; Sri Lanka.

Coptotermes gestroi (Wasmann, 1896)

Termes (Coptotermes) gestroi Wasmann, 1896b: 629 (soldier) [described as “*Gestroi*”].

TYPE DATA: Syntypes: AMNH soldiers (ex MCG [from series of 6]), MCG soldiers.

TYPE LOCALITY: Myanmar: Bhamo.

- Desneux, 1904b: 34 • *Termes (Coptotermes) gestroi*; reference list. Indonesia: Sumatra; Malaysia: Borneo; Myanmar; Singapore.
- Pratt, 1908: 4, 6 • *Termes gestroi*; key; biology; damage. Malaysia: Mainland.
- Pratt, 1909: 1–29, unnumbered figures • *Termes gestroi*; castes figured; damage. Malaysia: Mainland.

- Bugnion and Popoff, 1910a: 115–116, 121, pl. 2: figs. 10–13 • *Coptotermes Gestroi*; soldier, worker described; locality; new combination. Indonesia: Sumatra; Malaysia: Mainland; Myanmar; ?Vietnam: Tonkin. [misidentification; = *curvignathus*; see Roonwal and Chhotani, 1962b: 35].
- Nawa, 1910b: 597–600, figs. 1–3 • *Coptotermes gestroi*; soldier, nymphs described and figured.
- Holmgren, 1911a: 73–74, pl. 5: fig. 9 • *Coptotermes Gestroi*; listed; soldier figured.
- Escherich, 1911: 156, 170–174 • *Coptotermes Gestroi* [= *curvignathus*; see Roonwal and Chhotani, 1962b: 35]; listed; biology; damage; distribution.
- Holmgren, 1911b: 457 • *Coptotermes Gestroi*; listed.
- Holmgren, 1911c: 192, 206, 210 • *Coptotermes travians*; imago, soldier measurements; key. Sri Lanka [= *gestroi*, based on distribution by Kirton and Brown, 2003: 45].
- Nawa, 1911a: 14 • *Coptotermes gestroi*; listed.
- Holmgren, 1912c: 777, 778 • *Coptotermes travians*; imago, soldier measurements. India [= *gestroi*, based on distribution by Kirton and Brown, 2003: 45].
- Fletcher, 1912: 225 • *Coptotermes gestroi* [part]; listed.
- Holmgren, 1913c: 267 • *Coptotermes Gestroi*; soldier described; remarks; distribution. Myanmar.
- Bugnion, 1913d: 167 • *Coptotermes Gestroi*; antennal articles. Myanmar.
- Bugnion, 1914f: 178 • *Coptotermes Gestroi*; listed. Malaysia.
- Holmgren and Holmgren, 1917: 145 • *Coptotermes gestroi*; locality. India; *Coptotermes travians* [= *gestroi*, based on distribution by Kirton and Brown, 2003: 45]; locality. Bangladesh.
- Light, 1921a: 250 • *Coptotermes travians*; distribution. Philippines; Malaysia [misidentification; = *gestroi*, based on distribution by Kirton and Brown, 2003: 45].
- Light, 1929c: 432, 439 • *Coptotermes gestroi*; remarks; comparisons.
- Kirby, 1932: 407 • *Coptotermes travians* [= *gestroi*, based on distribution by Kirton and Brown, 2003: 45]; protozoa.
- Kemner, 1934b: 57, 58, 62–64 • *Coptotermes travians*; reference list; imago, soldier, worker described; key; distribution [probably = *gestroi*, based on distribution by Kirton and Brown, 2003: 45]; *Coptotermes parvulus* [misidentification]; reference list; measurements; key; distribution. Java.
- Margabandhu, 1934: 704 • *Coptotermes gestroi*; annotated reference list; biology; *Coptotermes travians* [misidentification]; annotated reference list; biology.
- Moutia, 1936: 14–17, pl. 2: figs. 1c–4c • *Coptotermes* sp. near *intermedius*; imago, soldier described and figured; distribution. Mauritius.
- Wheeler, 1936: 223, 227, 230, 235 • *Coptotermes travians*; ant ecological relationships [= *gestroi*, based on distribution by Kirton and Brown, 2003: 45].
- Jucci, 1937: 305 • *Coptotermes gestroi*; distribution.
- Snyder, 1949a: 78 • *Coptotermes gestroi*; catalog; reference list; synonymy. India; Malaysia: Malaya; Myanmar.
- Ahmad, 1950: 81, fig. 7 • *Coptotermes gestroi*; worker mandibles figured.
- Lal and Menon, 1953: 25–26, 27 • *Coptotermes gestroi*; catalog; systematic and biological reference list; synonymy. India; Indochina; Indonesia: Sumatra; Japan; Malaysia: Mainland; Myanmar; Singapore; *Coptotermes travians*; catalog; systematic and biological reference list. Singapore; Malaysia: Sarawak; Indonesia: Sumatra, Java; India; Bangladesh [not all localities (Bangladesh, Sri Lanka; India; Sumatra, Java; doubtful); see Kirton and Brown, 2003: 45, 47].
- Roonwal and Pant, 1953: 47 • *Coptotermes curvignathus* [misidentification]; collection catalog. India [specimens from Assam, Lakhimpur = *gestroi*; see Roonwal and Chhotani, 1962b: 35]; *Coptotermes travians* [misidentification, see Kirton and Brown, 2003: 45]; collection catalog. India.
- Roonwal and Sen-Sarma, 1956: 4, 6 • *Coptotermes travians* [misidentification; = *gestroi*, based on distribution by Kirton and Brown, 2003: 45]; soldier measurements; locality. India.
- Ahmad, 1958: 64 • *Coptotermes gestroi*; key.
- Roonwal and Chhotani, 1960c: 127 • *Coptotermes gestroi*; tibial spur formula.
- Harris, 1961a: 88 • *Coptotermes gestroi*; damage; distribution.

- Roonwal and Chhotani, 1962a: 287, 288, 289, 295, 306, 309, 393, 394, figs. 6, 8 • *Coptotermes gestroi*; soldier described and figured; key; distribution. India; Myanmar. *Coptotermes travians* [misidentification; = *gestroi*, based on distribution by Kirton and Brown, 2003: 45]; soldier described and figured; key; distribution. Bangladesh; India; Indonesia; Myanmar only.
- Mathur and Thapa, 1962a: 21–22 • *Coptotermes gestroi*; collection catalog. India.
- Roonwal and Chhotani, 1962b: 7, 8, 9, 16, 22, 30, 34–38, 61–69, 70, 72, 75, 76, figs. 9, 19, pls. 9, 10, 17, 18 • *Coptotermes gestroi*; imago, soldier, worker described and figured; synonymy; key; distribution. India; Myanmar. *Coptotermes travians* [misidentification; = *gestroi*, see Kirton and Brown, 2003: 45, 47]; imago, soldier, worker described and figured; synonymy; key; distribution [not all localities cited; only Bangladesh; India; Indonesia: Java, Sumatra; Myanmar.
- Kalshoven, 1963: 91 • *Coptotermes gestroi*; listed.
- Krishna, 1965a: 1, 2 • *Coptotermes gestroi*; listed. Myanmar. *Coptotermes travians* [= *gestroi*, based on distribution by Kirton and Brown, 2003: 45]; listed. Myanmar.
- Roonwal and Chhotani, 1965a: 22, 27 • *Coptotermes gestroi*; distribution. Myanmar. *Coptotermes travians*; distribution. [Only Bangladesh; India; Indonesia; Myanmar].
- Ahmad, 1965: 17, 22–23, 109, fig. 16 • *Coptotermes gestroi*; soldier described and figured; key; reference list. Thailand.
- Mathur and Thapa, 1965: 2, 3 • *Coptotermes gestroi*; checklist; ecology; localities. India.
- Roonwal and Maiti, 1966: 71, 82–83 • *Coptotermes travians* [misidentification; = *gestroi*, based on Kirton and Brown, 2003: 45, 47]; synonymy [part]; soldier described; distribution. Bangladesh; India; Indonesia: Java, Sumatra, Sulawesi; Malaysia; Myanmar.
- Roonwal and Bose, 1970a: 119, 123–124, pl. 13, fig. 3 • *Coptotermes travians* [= *gestroi*, based on distribution by Kirton and Brown, 2003: 45]; soldier described and figured; key; distribution.
- Roonwal, 1970c: 339 • *Coptotermes travians* [misidentification; see Kirton and Brown, 2003: 47]; biology; distribution.
- Chaudhry et al., 1972: 17, fig. 18 • *Coptotermes travians* [misidentification]; soldier measurements and figure; distribution. Bangladesh.
- Morimoto, 1973a: 61 • *Coptotermes gestroi*; distribution. Thailand.
- Sen-Sarma, 1974: 448, 452 • *Coptotermes gestroi*; ecology and biogeography. India; Malaysia; Myanmar. *Coptotermes travians* [misidentification; = *gestroi*, based on distribution by Kirton and Brown, 2003: 45]; ecology and biogeography. India; Indonesia; Malaysia; Myanmar; Pakistan.
- Akhtar, 1975: 42–43, 191, fig. 20 • *Coptotermes travians* [misidentification; = *gestroi*, based on distribution by Kirton and Brown, 2003: 45]; soldier described and figured; key; distribution. Bangladesh.
- Morimoto, 1975c: 52, fig. 9 • *Coptotermes gestroi*; key; soldier figured; distribution.
- Sen-Sarma et al., 1975: 11, 26, 48, 64 • *Coptotermes gestroi*; damage. *Coptotermes travians* [misidentification; = *gestroi*, based on distribution by Kirton and Brown, 2003: 45]; distribution and ecology; key. India.
- Maiti, 1979b: 133 • *Coptotermes travians* [= *gestroi* based on distribution by Kirton and Brown, 2003: 45]; distribution; key. India: Andaman and Nicobar Islands, South India; Indonesia: Java.
- Sen-Sarma and Thakur, 1979: 5, 13–14 • *Coptotermes travians* [misidentification; = *gestroi*, based on distribution by Kirton and Brown, 2003: 45]; key; distribution. Bangladesh; India; Indonesia; Malaysia; Myanmar.
- Bose, 1980: 99 • *Coptotermes travians* [misidentification; = *gestroi*, based on distribution by Kirton and Brown, 2003: 45]; distribution. India: Andaman Islands.
- Bose and Das, 1982: 198–199, 209 • *Coptotermes travians* [misidentification; = *gestroi*, based on distribution by Kirton and Brown, 2003: 45]; distribution; key. India.
- Maiti, 1983: 17, 23, 53–54, fig. 14 • *Coptotermes travians*; key; synonymy; imago, soldier described; soldier figured; distribution. India; Bangladesh; Myanmar; Indonesia; Thailand [misidentification; all localities, except Malay Peninsula; Singapore = *gestroi*, based on distribution by Kirton and Brown, 2003: 45].
- Chhotani, 1984: 117 • *Coptotermes gestroi*; castes known; distribution. India; Myanmar; Thailand. *Coptotermes travians* [misidentification; = *gestroi*, based on distribution by Kirton

- and Brown, 2003: 45]; castes known; distribution [Bangladesh; India; Indonesia; Myanmar only].
- Ahmad, 1986: 18 • *Coptotermes travians* [misidentification; = *gestroi*, based on distribution by Kirton and Brown, 2003: 45]; distribution. Bangladesh.
 - Xia and He, 1986: 161 • *Coptotermes (Oligocrinitermes [unavailable]) gestroi*; key.
 - Bose and Das, 1987: 104, 108 • *Coptotermes travians* [misidentification; = *gestroi*, based on distribution by Kirton and Brown, 2003: 45]; key; restricted synonymy; distribution [Bangladesh; India, ?Indonesia; Myanmar only].
 - Huang et al., 1989: 230, fig. 135 • *Coptotermes gestroi*; soldier described and figured; key. China.
 - Roonwal and Chhotani, 1989: 445–449, 471–467, figs. 234–235, 244–247 • *Coptotermes gestroi*; imago, soldier, worker described and figured; synonymy; key. India; Myanmar; Thailand. *Coptotermes travians* [misidentification; see Kirton and Brown, 2003: 47] imago, soldier, worker described and figured; synonymy; key. Bangladesh; India; Indonesia; Malaysia; Myanmar; Singapore; Thailand.
 - Gao et al., 1992a: 43 • *Coptotermes gestroi*; checklist; distribution. China: Yunnan.
 - Mitra and Maiti, 1992: 502 • *Coptotermes travians* [misidentification; = *gestroi*, based on distribution by Kirton and Brown, 2003: 45]; checklist; biogeography. India: Andaman and Nicobar Islands; Indian subregion; Indomalayan subregion.
 - Tho, 1992: 58, 197, 204–205, fig. 18B • *Coptotermes travians* [misidentification; = *gestroi*, based on distribution by Kirton and Brown, 2003: 45]; soldier described and figured; remarks; *Coptotermes gestroi*; listed; remarks. Malaysia.
 - Maiti and Saha, 1993: 512, 517 • *Coptotermes travians* [misidentification]; key; distribution. India.
 - Raineri et al., 1993: 529 • *Termes Gestroi*; collection catalog; types listed.
 - Maiti and Chakraborty, 1994: 9, 34 • *Coptotermes travians* [misidentification]; key; synonymy [part]; soldier measurements; distribution. Bangladesh; India: Andaman and Nicobar Islands, Mainland; Indonesia: Java; Malaysia: Mainland; Myanmar [misidentification; all localities, except Sumatra, Borneo = *gestroi*, based on distribution by Kirton and Brown, 2003: 45].
 - Maiti et al., 1995: 436, 437 • *Coptotermes travians* [misidentification]; key; synonymy; soldier measurements; distribution. Bangladesh; India; Indonesia; Malaysia; Myanmar [exclude Singapore].
 - Sornnuwat et al., 1996: 1485–1490 • *Coptotermes gestroi*; foraging. Thailand.
 - Sands, 1998: 69 • *Coptotermes gestroi*; locality. Thailand.
 - Bose, 1999: 29, 44–46, 143, fig. 11a • *Coptotermes gestroi*; key; synonymy; measurements; soldier figured; distribution. India; Myanmar. *Coptotermes travians* [misidentification]; key; distribution [India only].
 - Hua, 2000: 24 • *Coptotermes gestroi*; listed. China: Yunnan.
 - Huang et al., 2000: 317–318, fig. 138 • *Coptotermes (Oligocrinitermes [unavailable]) gestroi*; soldier described and figured; key. China [incorrectly cited as *comb. nov.*].
 - Maiti et al., 2000: 296, 300 • *Coptotermes travians* [misidentification; = *gestroi*, based on distribution by Kirton and Brown, 2003: 45]; listed; key; distribution. [Bangladesh; India; Indonesia; Myanmar only].
 - Ahmad and Akhtar, 2002: 13 • *Coptotermes gestroi*; catalog. China; India; Malaysia: Sarawak; Myanmar; Singapore; Thailand.
 - Klangkaew et al., 2002: 485–493 • *Coptotermes gestroi*; abundance; distribution. Thailand.
 - Kirton and Brown, 2003: 47–48, figs 1b, 2b, 3 • *Coptotermes gestroi*; synonymy; imago, soldier described and figured; distribution; pest status. India; Indonesia; Malaysia; Myanmar; Thailand; North America; South America; Caribbean.
 - Maiti et al., 2003: 241–242 • *Coptotermes travians* [misidentification]; synonymy; soldier measurements; distribution. Bangladesh; India; Indonesia; Myanmar [exclude Malaysia; Singapore].
 - Tsai and Chen, 2003: 157–161, fig. 1 • *Coptotermes gestroi*; soldier figured; soldier, worker described; distribution. Taiwan.
 - Arab et al., 2004: 377–387 • *Coptotermes gestroi*; sternal gland; trail pheromone; foraging.

- Costa-Leonardo and Arab, 2004: 123–125 • *Coptotermes gestroi*; primary and replacement reproductives.
- Ferraz and Canello, 2004: 109–122 • *Coptotermes gestroi*; development.
- Gathorne-Hardy, 2004: 116 • *Coptotermes gestroi*; checklist; distribution. Indonesia: Java; Malaysia: Mainland; Sarawak.
- Scheffrahn et al., 2004: 872–876 • *Coptotermes gestroi*; 16S rRNA sequences; phylogeny.
- Sornnuwat et al., 2004: 362 • *Coptotermes gestroi*; checklist; distribution. Thailand.
- Szalanski et al., 2004a: 145–151 • *Coptotermes gestroi*; 16S rRNA sequences.
- Arab and Costa-Leonardo, 2005: 32–40 • *Coptotermes gestroi*; foraging; tunneling pattern. Brazil.
- Arab et al., 2005: 691–697 • *Coptotermes gestroi*; foraging; territory size.
- Barsotti and Costa-Leonardo, 2005: 87–103 • *Coptotermes gestroi*; caste development; imago, soldier described.
- Costa-Leonardo et al., 2005: 137–139 • *Coptotermes gestroi*; swarming; laboratory colony.
- Costa-Leonardo and Patricio, 2005: 659–670 • *Coptotermes gestroi*; spermathecal structure.
- Scheffrahn and Su, 2005: 201–203 • *Coptotermes gestroi*; distribution; USA: Florida: introduced; several other localities.
- Lima and Costa-Leonardo, 2006: 759–770 • *Coptotermes gestroi*; interspecific agonistic behavior; competition.
- Lima et al., 2006: 681–688 • *Coptotermes gestroi*; nesting site; soil.
- Lo et al., 2006: 433–437 • *Coptotermes gestroi*; COII sequences; phylogeny.
- Maiti, 2006: 56–57, fig. 25 • *Coptotermes gestroi*; key; synonymy; soldier described and figured; distribution. India; Myanmar; Thailand.
- Scheffrahn et al., 2006: 476, figs. 3F, 4A, 4E • *Coptotermes gestroi*; soldier, imago figured; key; synonymy; distribution. Bahamas; Brazil; USA: Florida: introduced; West Indies.
- Yamada et al., 2006: 76 • *Coptotermes gestroi*; feeding groups; distribution. Thailand.
- Yamada et al., 2007: 3768–3777 • *Coptotermes gestroi*; *nifH*; nitrogen fixation; symbiosis. Thailand.
- Jenkins et al., 2007: 612–621 • *Coptotermes gestroi*; introduction; mt-DNA sequences; phylogenetics; distribution. USA: Ohio.
- Yeap et al., 2007: 467–474 • *Coptotermes gestroi*; ribosomal DNA, COII mt-DNA sequences; relationships.
- Yeap et al., 2009: 1077–1090 • *Coptotermes gestroi*; mitochondrial DNA; phylogeny.
- Li et al., 2009b: 684–693 • *Coptotermes gestroi*; mitochondrial COII, 12S, 16S rRNA sequences; molecular phylogeny; biogeography.
- Neoh and Lee, 2009a: 521–530 • *Coptotermes gestroi*; flight activity and phenology; temperature; atmospheric pressure.
- Yeap et al., 2010: 291–312 • *Coptotermes gestroi*; COII, rRNA sequences; synonymy.
- Martins et al., 2010: 651–657 • *Coptotermes gestroi*; cytochrome oxidase II; introduced species. Brazil.
- Zhang et al., 2010: 93–98 • *Coptotermes gestroi*; 16S rRNA; molecular phylogeny.

Coptotermes havilandi Holmgren, 1911c: 192 (imago) [described as “*Havilandi*”].

TYPE DATA: Lectotype: NHMW imago. Paralectotypes: AMNH imago [not type locality], ZMB imagoes, NHMW imagoes.

LECTOTYPE DESIGNATION: Kirton and Brown, 2003: 47.

TYPE LOCALITY: Thailand: Hinlap.

- Holmgren, 1911a: 74 • *Coptotermes havilandi*; nomen nudum.
- Holmgren, 1912b: 280 • *Coptotermes Havilandi*; listed.
- Holmgren, 1913c: 75 • *Coptotermes Havilandi*; imago described; key; distribution. Malaysia: Mainland; Thailand.
- Bugnion, 1913d: 167 • *Coptotermes ?Havilandi*; antennal articles. Malaysia: Mainland; Thailand.

- Holmgren, 1913e: 17 • *Coptotermes Haviglandi*; locality; remarks. Indonesia: Java.
- Light, 1929c: 439 • *Coptotermes haviglandi*; remarks; comparisons.
- Kemner, 1934b: 57, 62 • *Coptotermes Haviglandi*; reference list; measurements; key. Indonesia: Java.
- Moutia and Mamet, 1946: 467 • *Coptotermes haviglandi*; imago; distribution. Mauritius.
- Snyder, 1949a: 78–79 • *Coptotermes haviglandi*; catalog; reference list.
- Adamson, 1949: 53, 54 • *Coptotermes haviglandi*; listed; damage; distribution. Barbados.
- Snyder, 1956b: 190, 192, 193 • *Coptotermes haviglandi*; listed.
- Paulian, 1957: 29 • *Coptotermes haviglandi*; listed.
- Ahmad, 1958: 61, 68 • *Coptotermes haviglandi*; key.
- Araujo, 1958a: 187, 193 • *Coptotermes haviglandi*; distribution.
- Roonwal and Chhotani, 1960c: 127 • *Coptotermes haviglandi*; tibial spur formula.
- Harris, 1961a: 52, 64, 98, 106, 156, 159, 160, 161, 163, 168] *Coptotermes haviglandi*; damage; distribution.
- Kalshoven, 1962: 121–137, pls. 1, 2 • *Coptotermes haviglandi*; identification remarks; biology; nest; damage; localities. Indonesia: Java, Kalimantan.
- Gonçalves and Silva, 1962: 195 • *Coptotermes haviglandi*; checklist; biology; locality. Brazil.
- Mathur and Thapa, 1962a: 22 • *Coptotermes haviglandi*; collection catalog. Indonesia; Thailand.
- Gonçalves and Silva, 1962: 195 • *Coptotermes haviglandi*; checklist; biology; locality. Brazil.
- Ahmad, 1965: 119–20, figs. 12, 13 • *Coptotermes haviglandi*; imago, soldier described and figured; key; reference list. Thailand.
- Gay, 1967: 13, 33, 37, 77, fig. 20 • *Coptotermes haviglandi*; imago, soldier described and figured; distribution. Introduced into Barbados; Brazil; Jamaica; Marquesas Islands; Mauritius; Réunion.
- Harris, 1968d: 144 • *Coptotermes haviglandi*; locality. Thailand.
- Araujo, 1970d: 542 • *Coptotermes haviglandi*; biology; damage; distribution.
- Bouillon, 1970: 233 • *Coptotermes haviglandi*; flight records. Tanzania.
- Morimoto, 1973a: 77 • *Coptotermes haviglandi*; distribution. Thailand.
- Morimoto, 1975c: 53, fig. 16 • *Coptotermes haviglandi*; key; soldier figured; distribution.
- Araujo, 1977c: 24–25 • *Coptotermes haviglandi*; catalog; synonymy. Barbados; Brazil; Guyana; Indonesia: Java; Jamaica; Malaysia: Malacca: introduced; Mauritius; South Africa.
- Roonwal et al., 1979b: 341, 344 • *Coptotermes haviglandi*; wing microsculpturing.
- Sen-Sarma, 1982: 142–146 • *Coptotermes haviglandi*; damage. Oriental Region.
- Chhotani, 1984: 117 • *Coptotermes haviglandi*; castes known; distribution. Indonesia; Malaysia; Mauritius; Myanmar; Thailand; West Indies.
- Scheffrahn et al., 1990: 622, 624, 625, fig. 1A • *Coptotermes haviglandi*; soldier figured; pest; distribution. Turks and Caicos Islands.
- Clarke, 1994: 14 • *Coptotermes haviglandi*; checklist; distribution. Jamaica.
- Maiti and Chakraborty, 1994: 9, 34 • *Coptotermes haviglandi*; key; synonymy; soldier measurements; distribution. Barbados; Brazil; India: Andaman Islands; Indonesia: Java; Jamaica; Malaysia: Mainland; Mauritius; Réunion; Thailand; introduced in Marquesas Islands.
- Collins, 1984: 67 • *Coptotermes haviglandi*; ecology; distribution. Malaysia: Sarawak.
- Bennett and Alam, 1985: 7 • *Coptotermes haviglandi*; damage; locality. Barbados.
- Chhotani, 1985: 91 • *Coptotermes haviglandi*; distribution and zoogeography. Brazil; Indonesia; Malaysia; Mauritius; Thailand; West Indies.
- Scheffrahn et al., 1994: 214, 215, 216, 217, 221, 222, 226, 232 • *Coptotermes haviglandi*; distribution. Antigua; Barbados; Cayman Islands; Cuba: Isla de la Juventud; Jamaica; Montserrat; Turks and Caicos Islands.
- Lelis, 1995: 241–245 • *Coptotermes haviglandi*; nest. Brazil.
- Su et al., 1997: 408–411 • *Coptotermes haviglandi*; characters; imago figured; comparisons; pest; distribution. USA: Florida: introduced.
- Constantino, 1998b: 156 • *Coptotermes haviglandi*; catalog; synonymy. Asia and Indonesia: native; Antigua; Barbados; Brazil; Cayman Islands; Cuba; Jamaica; Turks and Caicos Islands; USA: Florida: introduced.

- Costa-Leonardo and Barsotti, 1998: 132–142 • *Coptotermes havilandi*; swarming.
- Fontes, 1998: 330 • *Coptotermes havilandi*; catalog; distribution. Antigua; Brazil; Cayman Islands; Cuba; Montserrat; Turks and Caicos Islands.
- Bordereau et al., 1999: 159–164 • *Coptotermes havilandi*; damage; distribution. Réunion; Mauritius. *Coptotermes intermedius* [misidentification]; distribution. Mauritius.
- Costa-Leonardo et al., 1999b: 339–356 • *Coptotermes havilandi*; biology; neotomics; distribution. Brazil.
- Costa-Leonardo and Camargo-Dietrich, 1999: 99–105 • *Coptotermes havilandi*; foraging; territory; population.
- Barsotti and Costa-Leonardo, 2000a: 85–90 • *Coptotermes havilandi*; gizzard morphology.
- Barsotti and Costa-Leonardo, 2000b: 205–212, figs. 1–13 • *Coptotermes havilandi*; digestive tube described and figured.
- Costa-Leonardo and Barsotti, 2001: 551–561 • *Coptotermes havilandi*; biology; population.
- Ferraz and Canello, 2001: 683–694 • *Coptotermes havilandi*; biology; swarming. Brazil.
- Ahmad and Akhtar, 2002: 13 • *Coptotermes havilandi*; catalog. Indonesia: Java; Malaysia: Mainland; Thailand.
- Constantino, 2002c: 357, table 2 • *Coptotermes havilandi*; checklist; damage; distribution. Brazil: introduced.
- Costa-Leonardo et al., 2002: 417–422 • *Coptotermes havilandi*; agonistic behavior.
- Fontes and Milano, 2002: 109, 110–113, fig. 2 • *Coptotermes havilandi*; distribution map; biology; damage in urban areas. Brazil.
- Milano and Fontes, 2002: 41–45, fig. 2b • *Coptotermes havilandi*; soldier figured; damage; distribution. Brazil.
- Casarin et al., 2003: 483–493 • *Coptotermes havilandi*; labial gland; secretions; feeding.
- Scheffrahn et al., 2003a: 185, 188, 193–194, fig. 21 • *Coptotermes havilandi*; soldier figured; key to soldier and imago; distribution. Puerto Rico.
- Kirton and Brown, 2003: 47 • *Coptotermes havilandi*; synonymized with *gestroi*.
- Cruz et al., 2004: 5 • *Coptotermes havilandi*; checklist; distribution. Cuba.
- Sornnuwat et al., 2004: 362 • *Coptotermes havilandii*; checklist; distribution. Thailand.
- Ferraz and Méndez-Montiel, 2004: 39–43 • *Coptotermes havilandi*; distribution. Mexico.
- Maiti, 2006: 60–62, fig. 30 • *Coptotermes havilandi*; key; synonymy; imago, soldier described and figured; distribution. Barbados; Brazil; Indonesia: Java; Jamaica; Malaysia: Mainland; Marquessas Island [sic]; Mauritius; Revnion [sic]; Thailand.

Coptotermes pacificus Light, 1932a: 84–86 (imago), fig. 25, pl. 3: figs. e, f.

TYPE DATA: Syntypes: AMNH imagoes [incorrectly labeled as paratypes].

TYPE LOCALITY: Marquesas: Hivaoa, Atuona, 1130 m.

- Light, 1932c: 171, 172, 176 • *Coptotermes pacificus*; key; host plant; locality. Marquesas Islands.
- Light and Zimmerman, 1936: 12 • *Coptotermes pacificus*; distribution. Marquesas Islands.
- Snyder, 1949a: 78–79 • *Coptotermes pacificus*; catalog; reference list; synonymy.
- Gay, 1967: 33 • *Coptotermes pacificus*; synonymized with *havilandi*.
- Bess, 1970: 472 • *Coptotermes pacificus*; listed. South Pacific.
- Kevan and Vickery, 1998: 302 • *Coptotermes ?pacificus*; distribution [part]. Caroline Islands; Marshall Islands [both questionable].

Coptotermes javanicus Kemner, 1934b: 59–61 (imago, soldier, worker).

TYPE DATA: Syntypes: ZMLU imagoes, soldiers, workers (Indonesia: Java: Buitenzorg), ZMLU imagoes, soldiers, workers (Indonesia: Java: Semarang), AMNH soldiers, workers (Indonesia: Java: Buitenzorg).

TYPE LOCALITIES: Indonesia: Java: Buitenzorg, Semarang.

- Emerson, 1939b: 384 • *Coptotermes javanicus*; introduction into Jamaica.
- Kalshoven, 1941: 30–32 • *Coptotermes javanicus*; nest described and figured; damage. Indonesia: Java.
- Adamson, 1946: 221 • *Coptotermes javanicus*; listed; introduced into Jamaica.
- Snyder, 1949a: 79 • *Coptotermes javanicus*; synonymized with *havidandi*.
- Amir, 1975b: 153 • *Coptotermes javanicus*; listed; distribution. Indonesia.

Coptotermes monosetosus menglungensis Tsai and Huang in Tsai et al., 1985: 104–105, 114 (soldier), fig. 2.

TYPE DATA: Holotype: NAP soldier [no mention in the English summary of where the holotype is deposited; most likely it is in NAP, where the senior author has deposited his other types]. Paratypes: NAP soldier, workers [see comments under holotype].

TYPE LOCALITY: China: Yunnan Province: Jinghong County: Menglung Com.

- Xia and He, 1986: 160 • *Coptotermes* (*Oligocrinitermes* [unavailable]) *menglungensis*; key.
- Huang et al., 1989: 232, fig. 138 • *Coptotermes monosetosus menglungensis*; soldier described and figured; key. China.
- Gao et al., 1992a: 42 • *Coptotermes menglungensis*; checklist; distribution; raised to species rank. China: Guangdong.
- Hua, 2000: 24 • *Coptotermes monosetosus menglungensis*. China: Yunnan.
- Huang et al., 2000: 317 • *Coptotermes* (*Oligocrinitermes* [unavailable]) *menglungensis*; synonymized with *gestroi*.

Coptotermes (*Oligocrinitermes*) *obliquus* Xia and He, 1986: 172–174, 181, 182 (soldier), figs. 94–98 [subgenus name unavailable].

TYPE DATA: Holotype: SIES 09003592 soldier. Paratypes: SIES soldiers, workers.

TYPE LOCALITY: China: Hainan Island: Changjiang County.




- Huang et al., 1989: 227, fig. 132 • *Coptotermes* (*Oligocrinitermes* [unavailable]) *obliquus*; soldier described and figured; key. China: Hainan.
- Gao et al., 1992a: 43 • *Coptotermes obliquus*; checklist; distribution. China: Guangdong.
- Gu et al., 1995: 648 • *Coptotermes obliquus*; checklist. China: Hainan.
- Hua, 2000: 24 • *Coptotermes obliquus*; listed. China: Hainan.
- Huang et al., 2000: 332–333, fig. 149 • *Coptotermes* (*Oligocrinitermes* [unavailable]) *obliquus*; soldier described and figured; key. China.
- Ahmad and Akhtar, 2002: 14 • *Coptotermes obliquus*; catalog. China.
- Li et al., 2011: 451, 452 • *Coptotermes obliquus*; soldier measurements; synonymized with *gestroi*.

Coptotermes yaxianensis Li, 1986c: 225–226 (imago, soldier), fig. 1.

TYPE DATA: Holotype: GIEC ?soldier [no mention of which caste is the type]. Paratypes: GIEC imago, soldiers.

TYPE LOCALITY: China: Yaxian of Hainan Island.

- Huang et al., 1989: 228–229, fig. 134 • *Coptotermes yaxianensis*; imago, soldier described and figured; key. China: Hainan.
- Gao et al., 1992a: 43 • *Coptotermes yaxianensis*; checklist; distribution. China.
- Hua, 2000: 24 • *Coptotermes yaxianensis*; listed. China: Hainan.
- Huang et al., 2000: 339–341, fig. 154 • *Coptotermes* (*Oligocrinitermes* [unavailable]) *yaxianensis*; imago, soldier described and figured; key. China.
- Ahmad and Akhtar, 2002: 15 • *Coptotermes yaxianensis*; catalog. China.
- Li et al., 2011: 451, 452 • *Coptotermes yaxianensis*; soldier measurements; synonymized with *gestroi*.

   DISTRIBUTION: Ethiopian Region—Madagascar; Mauritius; Réunion. ♦ Nearctic Region—USA: Florida: introduced, Ohio: intercepted. ♦ Neotropical Region—Antigua; Barbados; Brazil: Rio de Janeiro, São Paulo; Cayman Islands; Cuba; Grand Turk and Providenciales; Jamaica; Mexico; Montserrat; Puerto Rico. ♦ Oriental Region—Bangladesh; China: Guangdong, Hainan, Yunnan; India: Andaman Islands, Assam, Meghalaya, Nicobar Islands, Orissa, Sikkim, Tripura, West Bengal; Indonesia: Java, Kalimantan; Malaysia: Mainland, Sarawak; Myanmar; Sri Lanka; Taiwan; Thailand. ♦ Papuan Region—French Polynesia: Marquesas Islands.

Coptotermes grandiceps Snyder, 1925

Coptotermes grandiceps Snyder, 1925g: 401–402 (soldier, worker).

TYPE DATA: Holotype: MCZ No. 15287 soldier. Paratypes: MCZ soldiers, workers, USNM soldiers, workers, AMNH soldiers, workers.

TYPE LOCALITY: Solomon Islands: Tulagi Island.

- Light and Davis, 1929: 66 • *Coptotermes grandiceps*; listed.
- Hill, 1942: 153–155, fig. 83 • *Coptotermes grandiceps*; imago, soldier described and figured; synonymy; distribution; biology. Solomon Islands.
- Snyder, 1949a: 79 • *Coptotermes grandiceps*; catalog; reference list. Solomon Islands.
- Harris, 1957b: 27, 29 • *Coptotermes grandiceps*; distribution. Solomon Islands: Rennell Island; Santa Cruz Archipelago.
- Harris and Brown, 1958: 737, 739, 740, 742, 746, 747, 749, fig. 4, pl. 28, fig. 1 • *Coptotermes grandiceps*; soldier figured; biology; key; locality. Solomon Islands.
- Roonwal and Chhotani, 1960c: 127 • *Coptotermes grandiceps*; tibial spur formula.
- Harris, 1961a: 156, 160, fig. 22 • *Coptotermes grandiceps*; soldier figured; damage; distribution.
- Mathur and Thapa, 1962a: 21 • *Coptotermes grandiceps*; collection catalog. Solomon Islands.
- Gray, 1968: 316 • *Coptotermes grandiceps*; checklist; biology; distribution. Papua New Guinea.
- Bess, 1970: 472 • *Coptotermes grandiceps*; damage; distribution. Solomon Islands: Tulgai.
- Roonwal et al., 1979b: 341, 344 • *Coptotermes grandiceps*; wing microsculpturing.
- Maiti, 2006: 57–58, fig. 26 • *Coptotermes grandiceps*; key; synonymy; imago, soldier described and figured; distribution. Solomon Islands.
- Bourguignon and Roisin, 2011: 64–65, figs. 16–21, 30 • *Coptotermes grandiceps*; synonymy; imago, soldier described and figured; key; distribution. Indonesia: Papua; Papua New Guinea; Solomon Islands.

Coptotermes solomonensis Snyder, 1925g: 403 (soldier, worker).

TYPE DATA: Holotype: MCZ No. 15289 soldier. Paratypes: MCZ workers.

TYPE LOCALITY: Solomon Islands: Malayta Island, Auki.

- Light and Davis, 1929: 66 • *Coptotermes solomonensis* [= Snyder species, not Hill]; remarks on priority.
- Lever, 1934: 10, pl. 1: fig. a • *Coptotermes solomonensis*; listed.
- Hill, 1942: 153 • *Coptotermes solomonensis* Snyder; synonymized with *grandiceps*.

Coptotermes solomonensis Hill, 1927a: 19–20 (soldier, worker) [junior homonym of *Coptotermes solomonensis* Snyder, 1925].

TYPE DATA: Syntypes: NMV soldiers, workers, AMNH soldier, worker.

TYPE LOCALITY: Solomon Islands: Banika.

- Light and Davis, 1929: 66 • *Coptotermes solomonensis*; remarks on priority; possible synonym of *pamuae*.
- Hill, 1942: 153 • *Coptotermes solomonensis* Hill; synonymized with *grandiceps*.

Coptotermes obiratus Hill, 1927a: 17–19 (soldier, worker), pl. 1: fig. 16.

TYPE DATA: Lectotype: NMV soldier. Paralectotypes: NMV soldier, workers [not type locality], AMNH soldiers, worker, NMV soldiers, workers, NCIP soldier [incorrectly cited as paratypes by Ruelle, 1975b].

LECTOTYPE DESIGNATION: Hill, 1942: 165 [inadvertent selection by inference of “holotype” (ICZN, 1999, art. 74.6)].

TYPE LOCALITY: Papua New Guinea: Mekeo District: Waima.

- Hill, 1942: 164–165, fig. 87 • *Coptotermes obiratus*; soldier described and figured; synonymy; distribution; biology. Papua New Guinea: New Britain.
- Snyder, 1949a: 81 • *Coptotermes obiratus*; catalog; reference list. Papua New Guinea.
- Roonwal and Chhotani, 1960c: 127 • *Coptotermes obiratus*; tibial spur formula.
- Mathur and Thapa, 1962a: 23 • *Coptotermes obiratus*; collection catalog. Papua New Guinea.
- Buchli, 1966: 597 • *Coptotermes obiratus*; fungal parasites.
- Gray, 1968: 316 • *Coptotermes obiratus*; checklist; biology; distribution. Papua New Guinea.
- Bess, 1970: 472 • *Coptotermes obiratus*; damage; distribution. New Britain.
- Ruelle, 1975b: 5 • *Coptotermes obiratus*; types listed.
- Maiti, 2006: 73–74, fig. 38 • *Coptotermes obiratus*; key; synonymy; soldier described and figured; distribution. Papua New Guinea: New Britain.
- Bourguignon and Roisin, 2011: 64 • *Coptotermes obiratus*; synonymized with *grandiceps*.

Coptotermes froggatti Light and Davis, 1929: 62–66 (soldier), figs. 1–8.

TYPE DATA: Syntypes: AMNH soldiers.

TYPE LOCALITY: Solomon Islands: Russell Group: Banika.

- Hill, 1942: 153 • *Coptotermes froggatti*; synonymized with *grandiceps*.

Coptotermes hilli Light and Davis, 1929: 66 [*nom. nov.* for *Coptotermes solomonensis* Hill, 1927 non Snyder, 1925].

- Hill, 1942: 153 • *Coptotermes hilli* [= *C. solomonensis*]; implicitly synonymized with *C. grandiceps*.

🌐 DISTRIBUTION: Papuan Region—Indonesia: Papua; Papua New Guinea; Solomon Islands.

Coptotermes grandis Li and Huang, 1985

Coptotermes grandis Tsai et al., 1985: 105–106, 114 (soldier), fig. 3.

TYPE DATA: Holotype: NAP soldier [no mention in the English summary of where the holotype is deposited; most likely it is in NAP, where the senior author has deposited his other types].

Paratypes: NAP soldier, workers [see comments under holotype].

TYPE LOCALITY: China: Fujian Province: Lianjiang County.

- Xia and He, 1986: 159 • *Coptotermes* (*Polycrinitermes* [unavailable]) *grandis*; key.
- Huang et al., 1989: 251–252, fig. 157 • *Coptotermes grandis*; soldier described and figured; key. China: Fujian.
- Gao et al., 1992a: 43 • *Coptotermes grandis*; checklist; distribution. China: Fujian.
- Huang and Li, 1999: 279, 281, fig. 10. 15 • *Coptotermes grandis*; key; soldier described and figured; distribution. China: Fujian.
- Hua, 2000: 24 • *Coptotermes grandis*; listed. China: Fujian.
- Huang et al., 2000: 318–319, fig. 139 • *Coptotermes* (*Polycrinitermes* [unavailable]) *grandis*; soldier described and figured; key. China.
- Ahmad and Akhtar, 2002: 13 • *Coptotermes grandis*; catalog. China.

🌐 DISTRIBUTION: Oriental Region—China: Fujian.

***Coptotermes guangdongensis* Ping, 1985**

Coptotermes guangdongensis Ping, 1985: 318–319, 327 (soldier), fig. 2.

TYPE DATA: Holotype: GIEC I. No. A0055 soldier. Paratypes: GIEC soldiers, workers.

TYPE LOCALITY: China: Guangdong Province: Guangzhou City.

- Huang et al., 1989: 253–254, fig. 160 • *Coptotermes guangdongensis*; soldier, workers described and figured; key. China: Guangdong.
- Gao et al., 1992a: 43 • *Coptotermes guangdongensis*; checklist; distribution. China: Guangdong.
- Hua, 2000: 24 • *Coptotermes guangdongensis*; China: Guangdong.
- Huang et al., 2000: 319–320, fig. 140 • *Coptotermes* (*Polycrinitermes* [unavailable]) *guangdongensis*; soldier, workers described and figured; key. China [incorrectly cited as *comb. nov.*].
- Ahmad and Akhtar, 2002: 13 • *Coptotermes guangdongensis*; catalog. China.
- Maiti, 2006: 45, 58–59, figs. 17, 27 • *Coptotermes guangdongensis*; key; synonymy; soldier described and figured; distribution. China [paraphrase of original description].

Coptotermes crassus Ping, 1985: 319, 327 (soldier), fig. 3 [primary junior homonym of *Coptotermes crassus* Snyder, 1922].

TYPE DATA: Holotype: GIEC soldier. Paratypes: GIEC soldiers, workers.

TYPE LOCALITY: China: Guangdong Province: Guangzhou City.

- Huang et al., 1989: 250, fig. 155 • *Coptotermes crassus*; soldier described and figured; key. China: Guangdong.
- Gao et al., 1992a: 42 • *Coptotermes crassus*; checklist; distribution. China: Guangdong.
- Hua, 2000: 24 • *Coptotermes crassus*; distribution. China: Guangdong.
- Huang et al., 2000: 319 • *Coptotermes* (*Polycrinitermes* [unavailable]) *crassus*; synonymized with *guangdongensis*.
- Maiti, 2006: 45, fig. 17 • *Coptotermes crassus* [nec Snyder]; key; synonymy; soldier described and figured; distribution. China [paraphrase of original description].

Coptotermes pingi Myles, 1990: 813 [*nom. nov.* for *Coptotermes crassus* Ping, 1985]

🌐 DISTRIBUTION: Oriental Region—China: Guangdong.

***Coptotermes guizhouensis* He and Qui, 1992**

Coptotermes* (*Polycrinitermes*) *guizhouensis He and Qiu, 1992: 1–3 (imago, soldier), figs. 1–6 [subgenus name unavailable].

TYPE DATA: Holotype: SIES 09010432 soldier. Paratypes: SIES imagoes, soldiers, workers.

TYPE LOCALITY: China: Guizhou Province: Conjiang County.

- Huang et al., 2000: 320–322, fig. 141 • *Coptotermes* (*Polycrinitermes* [unavailable]) *guizhouensis*; imago, soldier described and figured; key. China.

🌐 DISTRIBUTION: Oriental Region—China: Guizhou.


Coptotermes gulangyuensis* Li and Huang, 1986**Coptotermes gulangyuensis* Li and Huang, 1986: 23–24, 32 (soldier), fig. 3.**

TYPE DATA: Holotype: GIEC soldier [holotype not mentioned in English section; ?syntypes].

Paratypes: GIEC soldiers.

TYPE LOCALITY: China: Fujian: Gulangyu Isl., Xiamen.

- Huang et al., 1989: 234–235, fig. 141 • *Coptotermes gulangyuensis*; soldier described and figured; key. China: Fujian.
- Gao et al., 1992a: 43 • *Coptotermes gulangyuensis*; checklist; distribution. China: Fujian.
- Huang and Li, 1999: 279, 280, fig. 10. 14 • *Coptotermes gulangyuensis*; key; soldier described and figured; distribution. China: Fujian.
- Hua, 2000: 24 • *Coptotermes gulangyuensis*; listed. China: Fujian.
- Huang et al., 2000: 322–324, fig. 142 • *Coptotermes* (*Polycrinitermes* [unavailable]) *gulangyuensis*; soldier described and figured; key. China.
- Ahmad and Akhtar, 2002: 13 • *Coptotermes gulangyuensis*; catalog. China.

 DISTRIBUTION: Oriental Region—China: Fujian.
Coptotermes hainanensis* Li and Tsai, 1985**Coptotermes hainanensis* Tsai et al., 1985: 106–107, 114 (soldier), fig. 4.**

TYPE DATA: Holotype: NAP soldier [no mention in the English summary of where the holotype is deposited; most likely it is in NAP, where the senior author has deposited his other types].

Paratypes: NAP soldiers, workers [see comments under holotype].

TYPE LOCALITY: China: Guangdong Province: Hainan Island: Danxiaan County.

- Xia and He, 1986: 159 • *Coptotermes* (*Polycrinitermes* [unavailable]) *hainanensis*; key.
- Huang et al., 1989: 252, fig. 158 • *Coptotermes hainanensis*; soldier described and figured; key. China: Hainan.
- Gao et al., 1992a: 43 • *Coptotermes hainanensis*; checklist; distribution. China: Guangdong.
- Lin et al., 1994b: 2 • *Coptotermes hainanensis*; checklist; distribution. China: Guangxi.
- Gao, 1995a: 2 • *Coptotermes* (*Polycrinitermes* [unavailable]) *hainanensis*; checklist. China: Hong Kong.
- Gao et al., 1995: 1, 2, 5 • *Coptotermes* (*Polycrinitermes* [unavailable]) *hainanensis*; key; locality. China: Hong Kong.
- Gao et al., 1996: 67, 75, fig. 7. 17 • *Coptotermes hainanensis*; soldier described and figured; key. China: Hong Kong.
- Hua, 2000: 24 • *Coptotermes hainanensis*; listed. China: Hainan.
- Huang et al., 2000: 324–325, fig. 143 • *Coptotermes* (*Polycrinitermes* [unavailable]) *hainanensis*; soldier described and figured; key. China.
- Ahmad and Akhtar, 2002: 13 • *Coptotermes hainanensis*; catalog. China.

***Coptotermes* (*Polycrinitermes*) *jiaxingensis* Xia and He, 1986: 165–166, 179 (soldier), figs. 42–47 [subgenus name unavailable].**

TYPE DATA: Holotype: SIES 09004102 soldier. Paratypes: SIES soldiers, workers.

TYPE LOCALITY: China: Zhejiang Province: Jiaxing County.

- Huang et al., 1989: 249, fig. 154 • *Coptotermes* (*Polycrinitermes* [unavailable]) *jiaxingensis*; soldier described and figured; key. China: Zhejiang.
- Gao and Chen, 1992a: 2 • *Coptotermes jiaxingensis*; locality. China.
- Gao et al., 1992a: 43 • *Coptotermes jiaxingensis*; checklist; distribution. China: Zhejiang.

- Hua, 2000: 24 • *Coptotermes jiaxingensis*. China: Zhejiang.
- Ahmad and Akhtar, 2002: 13 • *Coptotermes jiaxingensis*; catalog. China.
- Huang et al., 2000: 324 • *Coptotermes (Polycrinitermes [unavailable]) jiaxingensis*; synonymized with *hainanensis*.

🌐 DISTRIBUTION: Oriental Region—China: Guangdong, Guangxi, Hainan, Hong Kong, Zhejiang.

Coptotermes harrisi Roonwal and Chhotani, 1960 [**nomen nudum**]

Coptotermes harrisi Roonwal and Chhotani, 1960c: 127 [nomen nudum; tibial spur formula given, but this character does not distinguish the taxon from any other species of *Coptotermes*. Emerson MS name published by Roonwal and Chhotani, 1960c [also later by Mathur and Thapa, 1962a] and incorrectly credited to Emerson by both sets of authors. Maiti, 2006 also gives Emerson the authorship, cites it in a key, and gives a description and figure of the soldier, with types [= syntypes] for the first time; however Maiti's description of the species does not meet the requirements of ICZN, 1999, art. 16].

- Roonwal and Chhotani, 1960c: 127 • *Coptotermes harrisi* [nomen nudum; tibial spur formula given, but this character does not distinguish the taxon from any other species of *Coptotermes*; Emerson MS name published and incorrectly credited to Emerson].
- Mathur and Thapa, 1962a: 21 • *Coptotermes harrisi* [nomen nudum; incorrectly credited to Emerson]. Uganda.
- Maiti, 2006: 59-60, fig. 29 • *Coptotermes harrisi*; key; soldier described and figured; distribution. Uganda: Kampala.

🌐 DISTRIBUTION: Ethiopian Region—Uganda.

Coptotermes hartmanni Holmgren, 1911 [**nomen nudum**]

Coptotermes hartmanni Holmgren, 1911a: 74 (soldier) [nomen nudum (“cotype” soldiers in AMNH from Brazil)].

- Snyder, 1949a: 350 • *Coptotermes hartmanni*; catalog; listed as a undescribed species.
- Vittal, 1959: 44, table 1 • *Coptotermes hartmanni*; protozoa.

🌐 DISTRIBUTION: Neotropical Region—Brazil.

Coptotermes heimi (Wasmann, 1902)

Arrhinotermes heimi Wasmann, 1902d: 104 (imago), pl. 4: fig. 1 [described as “*Heimi*”; synonym of *gestroi* fide Yeap et al., 2010].

TYPE DATA: Syntypes: AMNH imagoes, NHMM imagoes, USNM imago.

TYPE LOCALITY: India: Maharashtra: Ahmadnagar District: Wallon.

- Desneux, 1904b: 34 • *Termes (Arrhinotermes) Heimi*; reference list; new combination. India.
- Bugnion, 1910a: 134 • *Coptotermes travians* [misidentification]; listed.
- Holmgren, 1911d: 551, 552 • *Coptotermes Heimi*; listed; measurements; new combination.
- Holmgren, 1911a: 73 • *Coptotermes heimi*; listed. India.
- Holmgren, 1911c: 206 • *Arhinotermes [sic] Heimi*; key.
- Holmgren, 1912c: 777, 778 • *Coptotermes Heimi*; imago, soldier measurements. India.

- Holmgren, 1913c: 74, pl. 2: fig. 8 • *Coptotermes Heimi*; imago, soldier, worker described; soldier figured; key; distribution. India.
- Assmuth, 1913: 372–384, pl. 1: fig. 2 • *Coptotermes heimi*; soldier figured; biology; damage. India.
- Bugnion, 1913d: 167 • *Coptotermes Heimi*; antennal articles. India.
- Holmgren and Holmgren, 1917: 144 • *Coptotermes heimi*; locality. Bangladesh; India.
- Annandale, 1923: 233, 236, 237, 250, pl. 5: figs. 5, 5a • *Coptotermes heimi*; biology.
- Silvestri, 1923b: 225 • *Coptotermes heimi*; locality. India.
- Light, 1927a: 78, 81, 85, 86 • *Coptotermes heimi*; measurements.
- Light, 1929c: 439 • *Coptotermes heimi*; remarks; comparisons.
- Light and Davis, 1929: 70 • *Coptotermes heimi*; soldier measurements.
- Margabandhu, 1934: 703, 704 • *Arrhinotermes heimi*; annotated reference list; biology; *Coptotermes heimi*; annotated reference list; biology.
- Snyder, 1949a: 79 • *Coptotermes heimi*; catalog; reference list. India.
- Roonwal and Pant, 1953: 47 • *Coptotermes heimi*; collection catalog. India; Pakistan.
- Roonwal, 1954c: 463–467 • *Coptotermes heimi*; biology and ecology. India.
- Ahmad, 1955b: 202, 213–215, figs. 8, 9 • *Coptotermes heimi*; imago, soldier described and figured; key; reference list; distribution. Pakistan.
- Banerjee, 1956c: 205 • *Coptotermes heimi*; listed; distribution.
- Roonwal and Sen-Sarma, 1956: 4 • *Coptotermes heimi*; imago measurements; locality. India.
- Vishnoi, 1957: 792 • *Coptotermes heimi*; swarming; distribution. India: Delhi.
- Ahmad, 1958: 63, 64 • *Coptotermes heimi*; key.
- Mathur and Sen-Sarma, 1959a: 4–6, pl. 1: figs. 1, 2 • *Coptotermes heimi*; synonymy; nest figured; biology; damage; distribution. India; Pakistan.
- Roonwal, 1959: 511–523, pls. 1–3 • *Coptotermes heimi*; synonymy; distribution; host plants; biology and ecology. India.
- Vittal, 1959: 46, table 1 • *Coptotermes heimi*; protozoa.
- Roonwal and Chhotani, 1960c: 126, 127, 128, 129, 130, figs. 1, 2, 3 • *Coptotermes heimi*; legs figured; tibial spur formula.
- Harris, 1961a: 52, 111, 156, 159 • *Coptotermes heimi*; damage; distribution.
- Roonwal and Chhotani, 1962a: 308, 393, fig. 7 • *Coptotermes heimi*; synonymy; soldier described and figured; key; distribution. India; Pakistan.
- Ahmad, 1962: 67 • *Coptotermes heimi*; distribution. Pakistan.
- Arora, 1962: 111–112 • *Coptotermes heimi*; biology. India.
- Becker, 1962c: 147, 149, 159, 160, 161, 163, 164, figs. 2, 5 • *Coptotermes heimi*; damage; ecology; distribution.
- Mathur, 1962: 137–138 • *Coptotermes heimi*; predators. India.
- Mathur and Sen-Sarma, 1962a: 14, 17 • *Coptotermes heimi*; key.
- Mathur and Thapa, 1962a: 22 • *Coptotermes heimi*; collection catalog. India; Pakistan.
- Roonwal and Chhotani, 1962b: 7, 9, 16, 29, 35, 38–57, 63, 69 ff., figs. 3–8, pls. 11–14 • *Coptotermes heimi*; imago, soldier, worker described and figured; synonymy; key; biology and ecology; distribution. India; Pakistan [exclude Java record].
- Vishnoi, 1962: 107–108 • *Coptotermes heimi*; distribution. India.
- Mathur and Thapa, 1963b: 106 • *Coptotermes heimi*; checklist; locality. India.
- Roonwal, and Bose, 1964: 5, 16, 17, fig. 6 • *Coptotermes heimi*; synonymy; soldier described and figured; remarks; distribution. India; Pakistan [Indonesia doubtful].
- Roonwal and Chhotani, 1965a: 22, 27 • *Coptotermes heimi*; distribution. India; Pakistan.
- Ahmad, 1965: 19 • *Coptotermes heimi*; comparisons.
- Basalingappa, 1967: 254, figs. 4, 13, 14, 25 • *Coptotermes heimi*; terminal abdominal segments; development.
- Chatterjee and Thakur, 1967: 6, 16–19, fig. 3 • *Coptotermes heimi*; synonymy; soldier measurements; soldier figured; distribution. India; Pakistan.
- Gay, 1967: 13, 33, 34, 37 • *Coptotermes heimi*; distribution; introduced/intercepted in Indonesia. ?Java; Singapore.

- Gisler, 1967: 93 • *Coptotermes heimi*; protozoa. India.
- Chatterjee and Thakur, 1968b: 560, 563–564 • *Coptotermes heimi*; synonymy; soldier measurements; distribution.
- Roonwal and Bose, 1969: 439, 445, pl. 22, fig. 2 • *Coptotermes heimi*; key; synonymy; soldier figured; distribution.
- Van Boven, 1969a: 40 • *Coptotermes heimi*; types listed.
- Roonwal and Bose, 1970a: 119, 122–123, pl. 13, fig. 2 • *Coptotermes heimi*; key; synonymy; soldier described and figured; distribution.
- Roonwal, 1970c: 338–339 • *Coptotermes heimi*; biology; distribution.
- Chaudhry et al., 1972: 13–16, figs. 16, 17 • *Coptotermes heimi*; synonymy; imago, soldier measurements, figures; ecology; biology; damage; distribution. Bangladesh; Pakistan.
- Akhtar, 1974b: 101 • *Coptotermes heimi*; distribution. Bangladesh; India; Pakistan.
- Sen-Sarma, 1974: 422–423, 436, 440, 446, 452 • *Coptotermes heimi*; ecology and biogeography. India; Pakistan.
- Akhtar, 1975: 36–42, 191, figs. 17, 18, 19 • *Coptotermes heimi*; imago, soldier described and figured; key; distribution. Bangladesh.
- Amir, 1975a: 153–156, figs. 1–4 • *Coptotermes heimi*; soldier described and figured; distribution. Indonesia: Java: Jakarta Airport.
- Roonwal, 1975g: 397, 399, 403, fig. 16.5B • *Coptotermes heimi*; key; imago, soldier described; soldier figured; ecology; distribution.
- Sen-Sarma et al., 1975: 1–2, 4, 12, 26–29, 47–48, 64, 66, 71, fig. 7, pl. 1: fig. d, pls. 4, 5 • *Coptotermes heimi*; distribution and ecology; key. India.
- Chhotani, 1976a: 12 • *Coptotermes heimi*; distribution. India.
- Roonwal, 1976: 464, 467–469, 475–476, 478–479, 482, 484, fig. 9e • *Coptotermes heimi*; soldier head figured; ecology; biology; distribution. India.
- Chhotani, 1977b: 368 • *Coptotermes heimi*; measurements; distribution; biology. India; Pakistan.
- Roonwal and Chhotani, 1977: 48–50, 80, fig. 4 • *Coptotermes heimi*; imago figured; measurements; distribution. Bhutan; India; Pakistan.
- Roonwal and Verma, 1977b: 435, 436, 461, fig. 4 • *Coptotermes heimi*; imago described and figured; biology; distribution. India; Pakistan.
- Akhtar, 1978: 283–286, 289 • *Coptotermes heimi*; colony development; swarming. Pakistan.
- Mathot, 1978: 56 • *Coptotermes heimi*; collection catalog; types listed.
- Roonwal, 1978a: 102, 104 • *Coptotermes heimi*; biology; distribution.
- Roonwal, 1978c: 17 • *Coptotermes heimi*; damage; distribution.
- Roonwal and Bose, 1978: 322, 328 • *Coptotermes heimi*; ecology; biology; distribution.
- Thakur, 1978d: 97 • *Coptotermes heimi*; damage; biology; distribution.
- Chhotani and Bose, 1979b: 19–20, fig. 2B • *Coptotermes heimi*; nesting behavior and nests. India.
- Mishra and Sen-Sarma, 1979a: 1–14 • *Coptotermes heimi*; nest material analysis.
- Roonwal et al., 1979b: 341, 344 • *Coptotermes heimi*; wing microsculpturing.
- Thakur and Sen-Sarma, 1980a: 188 • *Coptotermes heimi*; distribution; colony on naval boat.
- Bose, 1980: 99 • *Coptotermes heimi*; distribution. India: Andaman Islands.
- Chhotani, 1980: 5, 31–32, fig. 8B • *Coptotermes heimi*; imago, soldier described and figured; distribution; host and pest status; biology and ecology; key. Bangladesh; Bhutan; India; Pakistan.
- Sen-Sarma and Thakur, 1980a: 11–12, fig. 7 • *Coptotermes heimi*; soldier measured and figured; synonymy; distribution. Bangladesh; India; Pakistan.
- Thakur, 1980b: 121, 123, 125, fig. 2 • *Coptotermes heimi*; soldier figured; ecology; distribution. Bangladesh; India; Pakistan.
- Thakur and Sen-Sarma, 1980c: 12 • *Coptotermes heimi*; damage.
- Verma, 1980: 46 • *Coptotermes heimi*; checklist. India.
- Roomi et al., 1981: 213–216 • *Coptotermes heimi*; trail pheromone.
- Thakur and Sen-Sarma, 1981: 39, 40 • *Coptotermes heimi*; swarming; biology.
- Bose and Das, 1982: 198–199, 202, 209 • *Coptotermes heimi*; distribution; key. India.

- Roonwal and Rathore, 1982: 326, 341, fig. 3 • *Coptotermes heimi*; wing microsculpturing.
- Sen-Sarma, 1982: 142–146 • *Coptotermes heimi*; damage. Oriental Region.
- Verma and Thakur, 1982: 311 • *Coptotermes heimi*; soldier measurements; distribution. India: Madhya Pradesh, other localities.
- Akhtar, 1983: 278, 279, 280, 283, 284, figs. 1D, 2D, 3 • *Coptotermes heimi*; key; soldier, worker figured; damage; distribution. Pakistan.
- Kayani and Sheikh, 1983: 14, 15 • *Coptotermes heimi*; ecology. Pakistan.
- Maiti, 1983: 17, 23, 48–51, fig. 12 • *Coptotermes heimi*; key; synonymy; imago, soldier described and figured; biology; distribution. Bangladesh; India; Indonesia: introduced; Pakistan.
- Chhotani, 1984: 117 • *Coptotermes heimi*; listed; castes known; distribution. Bangladesh; India; Indonesia; Pakistan.
- Bose, 1984: 81–82, 85–88, figs. 64, 65 • *Coptotermes heimi*; key; synonymy; measurements; imago, soldier figured; distribution; biology. India.
- Bose and Roy, 1984: 189 • *Coptotermes heimi*; distribution. Bangladesh.
- Verma, 1984b: 238 • *Coptotermes heimi*; distribution. Bangladesh; Bhutan; India: Kerala; Pakistan.
- Verma, 1984c: 45 • *Coptotermes heimi*; associations.
- Verma, 1985d: 309, 310, 313 • *Coptotermes heimi*; key; distribution.
- Chhotani and Bose, 1985: 57 • *Coptotermes heimi*; distribution; synonymy. India.
- Chhotani, 1985: 91 • *Coptotermes heimi*; distribution and zoogeography. Indian subcontinent.
- Roonwal, 1985b: pl. 12, fig. 1 • *Coptotermes heimi*; wing surfaces figured.
- Thakur, 1985: 26, 27 • *Coptotermes heimi*; swarming; biology; locality.
- Ahmad, 1986: 16 • *Coptotermes heimi*; distribution. Bangladesh; Pakistan: Baluchistan, Punjab, Sind, North West Frontier Province.
- Roonwal et al., 1986: 245–246, fig. 6, pl. 5 • *Coptotermes heimi*; wing microsculpturing.
- Verma, 1986: 46–52 • *Coptotermes heimi*; associations.
- Thakur, 1987: 204 • *Coptotermes heimi*; soldier measurements; distribution.
- Bose and Das, 1987: 103, 108 • *Coptotermes heimi*; key; restricted synonymy; distribution. Bangladesh; India; Pakistan.
- Mishra, 1987: 13–15 • *Coptotermes heimi*; chitinase; gut symbionts and contents.
- Chhotani, 1988: 365 • *Coptotermes heimi*; affinities; distribution. Oman [probably introduced].
- Verma, 1989a: 1–6 • *Coptotermes heimi*; damage; locality.
- Akhtar and Parveen, 1989: 2, 5–7, fig. 2 • *Coptotermes heimi*; key; worker described and figured. Pakistan.
- Akhtar and Amanullah, 1989: 229–237 • *Coptotermes heimi*; swarming; ecology. Pakistan.
- Roonwal and Chhotani, 1989: 93, 449–457, figs. 10d, 236–241 • *Coptotermes heimi*; imago, soldier, worker described and figured; synonymy; key; biology and ecology. Bangladesh; Bhutan; India; Nepal; Oman; Pakistan.
- Thakur, 1989b: 359 • *Coptotermes heimi*; distribution. Bangladesh; India; Pakistan.
- Thakur (R.K.), 1989: 15, 16, fig. 8 • *Coptotermes heimi*; key; synonymy; soldier measurements, figure; distribution. India; Pakistan.
- Verma, 1990: 297, 298 • *Coptotermes heimi*; key; distribution. Bangladesh; Bhutan; India; Indonesia; Pakistan.
- Akhtar and Shahid, 1990: 67, 69, 70, 74 • *Coptotermes heimi*; swarming; ecology. Pakistan.
- Pajni and Arora, 1990: 337–338 • *Coptotermes heimi*; polyethism; neotenic.
- Thakur, 1991: 56, 58, 60 • *Coptotermes heimi*; swarming; biology; distribution.
- Chhotani and Bose, 1991: 261–262 • *Coptotermes heimi*; key. Saudi Arabia.
- Shakoor et al., 1991: 358 • *Coptotermes heimi*; checklist; damage; distribution. Pakistan: divided Kashmir.
- Thakur (R.K.), 1991: 7, 13, 24, 35 • *Coptotermes heimi*; ecology; biology; damage; distribution. Bangladesh; Bhutan; India; Pakistan [Vietnam doubtful].
- Akhtar et al., 1992: 91 • *Coptotermes heimi*; damage; altitudinal distribution. Pakistan: divided Kashmir.
- Ferry, 1992: 193–211 • *Coptotermes heimi*; ecology; distribution. India: Karnataka.


- Thakur, 1993: 128 • *Coptotermes heimi*; synonymy; soldier measurements; distribution.
- Verma and Rathore, 1993: 107–114 • *Coptotermes heimi*; associations.
- Maiti and Saha, 1993: 512, 517 • *Coptotermes heimi*; key; distribution. India.
- Verma and Purohit, 1993: 196, 205 • *Coptotermes heimi*; key; distribution. India; Pakistan; Bangladesh; Bhutan; Indonesia.
- Verma et al., 1993: 215, 217 • *Coptotermes heimi*; key; distribution. Bangladesh; Bhutan; India; Indonesia; Pakistan.
- Verma, 1994: 329, 330, 331, 332 • *Coptotermes heimi*; damage; soldier measurements; associations; distribution.
- Akhtar and Mahmood, 1994: 13–17 • *Coptotermes heimi*; caste polymorphism.
- Maiti and Chakraborty, 1994: 8, 34–35 • *Coptotermes heimi*; key; synonymy; soldier measurements; distribution. Bangladesh; India: Andaman and Nicobar Islands, Mainland; Indonesia: ?Java; Pakistan.
- Thakur, 1994: 457 • *Coptotermes heimi*; ecology; distribution.
- Chhotani, 1995: 9 • *Coptotermes heimi*; ecology; distribution. India; Pakistan.
- Maiti et al., 1995: 436, 437 • *Coptotermes heimi*; key; synonymy; soldier measurements; distribution. Bangladesh; Bhutan; India; Nepal; Oman; Pakistan [Papua New Guinea doubtful].
- Verma, 1995a: 47 • *Coptotermes heimi*; distribution. India: Western Himalaya.
- Verma, 1995c: 218, 225 • *Coptotermes heimi*; key; distribution. Bangladesh; Bhutan; India; Indonesia; Pakistan.
- Verma, 1995b: 45 • *Coptotermes heimi*; damage; distribution.
- Verma and Rathore, 1995: 22, 26, 28 • *Coptotermes heimi*; synonymy; key; distribution. India; Pakistan.
- Verma and Purohit, 1996: 238, 239 • *Coptotermes heimi*; key; distribution. Bangladesh; Bhutan; India; Nepal; Oman [probably introduced fide Chhotani, 1988]; Pakistan.
- Rathore, 1996: 173 • *Coptotermes heimi*; ecology; distribution. India.
- Thakur and Mishra, 1996: 77 • *Coptotermes heimi*; laboratory culturing.
- Maiti and Saha, 1997: 208 • *Coptotermes heimi*; synonymy; damage; distribution. Bangladesh; Bhutan; India; Nepal; Oman; Pakistan.
- Bose, 1999: 29, 46–47, 143, fig. 11b • *Coptotermes heimi*; also as *Coprotermes* [sic] *heimi*; key; synonymy; measurements; soldier figured; distribution. India; Oman.
- Ahmad and Akhtar, 2002: 13 • *Coptotermes heimi*; catalog. Bangladesh; Bhutan; India; Nepal; Pakistan.
- Chandra and Rajan, 2004: 24–25 • *Coptotermes heimi*; synonymy; distribution. India: Andaman Islands.
- Rathore and Tak, 2004b: 73 • *Coptotermes heimi*; synonymy; distribution. India; Pakistan.
- Rathore and Bhattacharyya, 2004: 10, 18, 64, pl. 1: fig. 8 • *Coptotermes heimi*; key; checklist; soldier figured; distribution. Bangladesh; Bhutan; India; Nepal; Oman; Pakistan [exclude Indonesia].
- Rathore and Tak, 2004a: 44, 50–51 • *Coptotermes heimi*; key; synonymy; soldier, worker described; distribution. Bangladesh; Bhutan; India; Nepal; Oman; Pakistan.
- Scheffrahn et al., 2004: 872–876 • *Coptotermes heimi*; 16S rRNA sequences; phylogeny.
- Szalanski et al., 2004a: 145–151 • *Coptotermes heimi*; 16S rRNA sequences.
- Arora and Pajni, 2005: 307–314 • *Coptotermes heimi*; behavior; ecology; physical factors.
- Roy, 2005: 140 • *Coptotermes heimi*; checklist; distribution. India.
- Maiti, 2006: 62–64, fig. 31 • *Coptotermes heimi*; key; synonymy; imago, soldier described and figured; biology; damage; distribution. Bangladesh; Bhutan; India; Nepal; Oman [sic]; Pakistan.
- Yeap et al., 2010: 291–312 • *Coptotermes heimi*; synonymized with *gestroi*; COII, rRNA sequences.
- Zhang et al., 2010: 93–98 • *Coptotermes heimi*; 16S rRNA; molecular phylogeny.

Coptotermes parvulus Holmgren, 1913b: 104 (soldier, pseudoworker).

TYPE DATA: Syntypes: AMNH soldier, pseudoworker (India: Gujarat: Vadtal), ZIHS soldiers, pseudoworkers (India: Gujarat: Vadtal), ZIHS soldiers, pseudoworkers (India: Gujarat: Anand).

TYPE LOCALITIES: India: Gujarat: Anand, Vadtal.

- Assmuth, 1913: pl. 1: fig. 3 • *Coptotermes parvulus*; soldier figured; biology; damage. India.
- Annandale, 1923: 245 • *Coptotermes parvulus*; biology.
- Silvestri, 1923b: 225 • *Coptotermes parvulus*; locality. India.
- Margabandhu, 1934: 704 • *Coptotermes parvulus*; annotated reference list; biology.
- Snyder, 1949a: 79 • *Coptotermes parvulus*; catalog.
- Lever, 1952: 215 • *Coptotermes parvulus*; locality; intercepted. Singapore.
- Lal and Menon, 1953: 26 • *Coptotermes parvulus*; catalog; systematic and biological reference list. India; Pakistan.
- Ahmad, 1958: 66 • *Coptotermes parvulus*; key.
- Roonwal, 1959: 513 • *Coptotermes parvulus*; synonymized with *heimi*.
- Harris, 1961a: 156, 159 • *Coptotermes parvulus*; damage; distribution.
- Roonwal and Chhotani, 1962b: 39, 57 • *Coptotermes parvulus*; again synonymized with *heimi*; detailed discussion of reasons for synonymy.
- Ahmad and Akhtar, 2002: 13 • *Coptotermes parvulus*; catalog. India; Singapore.

 DISTRIBUTION: Oriental Region—Bangladesh; Bhutan; India: Andaman Islands, Andhra Pradesh, Assam, Bihar, Daman, Delhi, Gujarat, Haryana, Himachal, Jammu and Kashmir, Karnataka, Kerala, Madhya Pradesh, Maharashtra, Orissa, Punjab, Rajasthan, Tamil Nadu, Uttar Pradesh, West Bengal; Indonesia: Java; Nepal; Pakistan. ♦ Palaeartic Region—Oman [probably introduced]; Pakistan: Baluchistan.


Coptotermes hekouensis Xia and He, 1986

Coptotermes (Polycrinitermes) hekouensis Xia and He, 1986: 162–164, 178 (imago, soldier), figs. 16–30 [subgenus name unavailable].

TYPE DATA: Holotype: SIES 09001282 ?soldier [no mention of which caste is the type]. Paratypes: SIES imagoes, soldiers, workers.

TYPE LOCALITY: China: Yunnan Province: Hekou County.

- Huang et al., 1989: 241–243, fig. 148 • *Coptotermes (Polycrinitermes [unavailable]) hekouensis*; imago, soldier described and figured; key. China: Yunnan.
- Gao et al., 1992a: 43 • *Coptotermes hekouensis*; checklist; distribution. China: Yunnan.
- Hua, 2000: 24 • *Coptotermes hekouensis*; listed. China: Yunnan.
- Huang et al., 2000: 325–327, fig. 144 • *Coptotermes (Polycrinitermes [unavailable]) hekouensis*; imago, soldier described and figured; key. China.
- Ahmad and Akhtar, 2002: 13 • *Coptotermes hekouensis*; catalog. China.

 DISTRIBUTION: Oriental Region—China: Yunnan.

†*Coptotermes hirsutus* Krishna and Grimaldi, 2009

†*Coptotermes hirsutus* Krishna and Grimaldi, 2009: 4–5 (imago), figs. 1, 2, 3, table 2.

TYPE DATA: Holotype: AMNH PB-278 imago in amber. Paratypes: AMNH DR 8–343, DR 10–1263, 1518, 1535, 1561, 1578, 1643, 1648, 1656, PB-277, imagoes.

TYPE LOCALITY: Dominican Republic: ?Cordillera Septentrionalis, 30 km NE of Santiago.

🌐 DISTRIBUTION: Neotropical Region—Dominican Republic.

* FOSSIL RECORD: Cenozoic–Neogene: Miocene.

Coptotermes intermedius Silvestri, 1912

Coptotermes intermedius Silvestri, 1912a: 218–220 (soldier, worker), fig. III.

TYPE DATA: Syntypes: IEA soldiers, workers, AMNH soldier, worker.

TYPE LOCALITY: Guinea-Bissau [Portuguese Guinea]: Rio Cassine.

- Hegg, 1922: 365, 684 • *Coptotermes intermedius*; biology; reference list; distribution.
- Sjöstedt, 1926d: 56, 57 • *Coptotermes intermedius*; reference list; key; locality. Guinea-Bissau.
- Sjöstedt, 1926a: 4 • *Coptotermes intermedius*; locality. Ghana.
- Grassé, 1937a: 28, figs. 16, 17, 18 • *Coptotermes intermedius*; soldier described and figured; distribution. Upper Volta.
- Snyder, 1949a: 80 • *Coptotermes intermedius*; catalog; reference list. Guinea; Ivory Coast; Senegal; Sierra Leone.
- Roonwal and Chhotani, 1960c: 127 • *Coptotermes intermedius*; tibial spur formula.
- Mathur and Thapa, 1962a: 22 • *Coptotermes intermedius*; collection catalog.
- Harris, 1966d: 167–168, figs. 1, 2A, B, 3D • *Coptotermes intermedius*; synonymy; imago, soldier described and figured; key; biology; distribution. Burkina Faso [Upper Volta]; Ghana; Guinea-Bissau; Ivory Coast; Nigeria; Senegal; Sierra Leone.
- Roy-Noël, 1966a: 146–155, figs. 1–3 • *Coptotermes intermedius*; soldier figured; measurements; discussion on synonymy; distribution. Burkina Faso [Haute Volta]; Senegal.
- Roy-Noël, 1966b: 218–222, figs. 1, 2, 3 • *Coptotermes intermedius*; imago and neotenic described and figured. Senegal.
- Roy-Noël, 1968: 281–294, figs. 1–13 • *Coptotermes intermedius*; nest described and figured.
- Harris, 1968a: 236, 238 • *Coptotermes intermedius*; discussion, key.
- Roy-Noël, 1969b: 124, 160, 162 • *Coptotermes intermedius*; distribution; ecology; biology. Burkina Faso [Upper Volta]; Ghana; Guinea-Bissau; Ivory Coast; Nigeria; Senegal; Sierra Leone.
- Roy-Noël, 1969a: 389–394, figs. 1–5 • *Coptotermes intermedius*; development; egg figured; nymph measurements.
- Bouillon and Mathot, 1971: 8, table: no. 59 • *Coptotermes intermedius*; catalog; synonymy; measurements; distribution. Burkina Faso [Haute Volta]; Ghana; Guinea-Bissau [Portuguese Guinea]; Ivory Coast; Nigeria; Senegal; Sierra Leone.
- Roy-Noël, 1972: 199–203, 272, figs. 2–5, tables 1, 3 • *Coptotermes intermedius*; biology; nest figured; ecology; swarming; distribution. Senegal to Nigeria.
- Roy-Noël, 1974b: 526–609, fig. 18 • *Coptotermes intermedius*; synonymy; nest figured; biology; ecology; distribution. Burkina Faso [Haute Volta]; Ghana; Guinea-Bissau; Ivory Coast; Senegal; Sierra Leone.
- Quenedey and Deligne, 1975: figs. 5, 6 • *Coptotermes intermedius*; labrum figured.
- Ruelle, 1975b: 5 • *Coptotermes intermedius*; types of *reductus* listed.
- Roy-Noël and Wane, 1977: 131, 132 • *Coptotermes intermedius*; pest; distribution. Senegal.
- Williams, 1977: 122 • *Coptotermes intermedius*; pest; ecology; distribution by vegetation zones.
- Bayode, 1979: 162, 164 • *Coptotermes intermedius*; distribution; habitat; damage. Nigeria.
- Johnson et al., 1980: 51 • *Coptotermes intermedius*; checklist; biology; distribution. Nigeria.
- Medler, 1980: 54 • *Coptotermes intermedius*; checklist. Nigeria.
- Sangare and Bodot, 1980: 131–141 • *Coptotermes intermedius*; checklist; biology; distribution. Ivory Coast.
- Roy-Noël, 1982: 128, 131 • *Coptotermes intermedius*; pest; ecology; distribution. Senegal.
- Wood et al., 1982: 25–29 • *Coptotermes intermedius*; ecology; feeding and nesting habits; distribution. Nigeria.
- Prestwich, 1984a: table 1 • *Coptotermes intermedius*; checklist; ecology; defense mode; chemicals; distribution.

- Cowie, 1989a: 159, 160, table • *Coptotermes intermedius*; checklist; biogeography; distribution. Oman.
- Raineri et al., 1993: 531 • *Coptotermes intermedius*; collection catalog; types listed.
- Noirot, 1995b: 197–226 • *Coptotermes intermedius*; gut morphology.
- Scheffrahn et al., 2004: 872–876 • *Coptotermes intermedius*; 16S rRNA sequences; phylogeny.
- Szalanski et al., 2004a: 145–151 • *Coptotermes intermedius*; 16S rRNA sequences.
- Maiti, 2006: 65–66, fig. 33 • *Coptotermes intermedius*; key; synonymy; imago, soldier described and figured; distribution. Burkina Faso [Upper Volta]; Guinea Bissau; Ghana; Ivory Coast; Nigeria; Senegal; Sierra Leone.
- Ndiaye and Han, 2006: 60 • *Coptotermes intermedius*; checklist; pest; distribution. Senegal.
- Zhang et al., 2010: 93–98 • *Coptotermes intermedius*; 16S rRNA; molecular phylogeny.

Coptotermes intermedius subintacta Silvestri, 1914a: 10 (soldier), fig. IV.

TYPE DATA: Syntypes: IEA soldiers, AMNH soldier, worker, USNM soldier.

TYPE LOCALITY: Senegal: Thiès.

- Hegg, 1922: 684 • *Coptotermes intermedius* var. *subintacta*; reference list; distribution.
- Sjöstedt, 1926d: 56, 57 • *Coptotermes Sjöstedti* var. *subintacta* [part]; reference list; key; biology; remarks; locality. [Senegal only].
- Sjöstedt, 1927a: 97 • *Coptotermes Sjöstedti* var. *subintacta*; soldier described [Somalia record = *amanii* fide Harris, in litt.].
- Ghidini, 1938: 225 • *Coptotermes Sjöstedti* var. *subintacta*; biology. Ivory Coast; Nigeria; Senegal.
- Snyder, 1949a: 83 • *Coptotermes sjöstedti subintacta*; catalog. Cameroon; Congo-Zaire; Ghana; Senegal; Somalia.
- Harris, 1961a: 101 • *Coptotermes sjostedti* var. *subintacta*; damage; distribution.
- Harris, 1966d: 161, 170 • *Coptotermes sjostedti* var. *subintacta*; synonymy; imago, soldier characters; comparisons. Senegal.
- Roy-Noël, 1966a: 146–155, figs. 1–3 • *Coptotermes intermedius subintacta*; characters; synonymized with *intermedius*.
- Bouillon and Mathot, 1971: 8, table: no. 62 • *Coptotermes intermedius* var. *subintacta*; cited as synonym of *Coptotermes sjostedti*.

Coptotermes truncatus reducta Sjöstedt, 1926c: 238 (soldier).

TYPE DATA: Syntypes: BMNH soldier, NCIP soldier [incorrectly cited as paratype by Ruelle, 1975b], AMNH soldiers, workers.

TYPE LOCALITY: Ghana [Gold Coast]: Accra.

- Snyder, 1949a: 82 • *Coptotermes reductus*. Ghana [Gold Coast].
- Roonwal and Chhotani, 1960c: 127 • *Coptotermes reductus*; tibial spur formula.
- Harris, 1961a: 156, 162 • *Coptotermes reductus*; damage; distribution.
- Mathur and Thapa, 1962a: 23 • *Coptotermes reductus*; collection catalog. Ghana.
- Harris, 1966d: 167 • *Coptotermes intermedius reductus*; synonymized with *intermedius*.

🌐 DISTRIBUTION: Ethiopian Region—Burkina Faso [Upper Volta]; Ghana; Guinea-Bissau [Portuguese Guinea]; Ivory Coast; Nigeria; Senegal; Sierra Leone. ♦ Palaearctic Region—Oman.

Coptotermes jianfenglingensis Ping and Xu, 1995 [nomen nudum]

Coptotermes jianfenglingensis Gu et al., 1995: 648 [nomen nudum].

🌐 DISTRIBUTION: Oriental Region—China.

***Coptotermes kalshoveni* Kemner, 1934**


***Coptotermes kalshoveni* Kemner, 1934b: 61 (soldier) [synonym of *travians* fide Emerson, file card (unpublished)].**

TYPE DATA: Lectotype: ZMLU soldier. Paralectotypes: ZMLU soldiers, AMNH soldier.

LECTOTYPE DESIGNATION: Krishna, 1956: 1.

TYPE LOCALITY: Indonesia: Java: Semarang.

- Snyder, 1949a: 80 • *Coptotermes kalshoveni*; catalog. Indonesia: Java.
- Roonwal and Krishna, 1955: 148, 152 • *Coptotermes kalshoveni* [sic]; distribution.
- Ahmad, 1958: 66 • *Coptotermes kalshoveni*; key.
- Roonwal and Chhotani, 1962b: 20, 34, 38, 50 • *Coptotermes kalshoveni*; comparisons; *Coptotermes heimi*; distribution [Java record only].
- Ahmad, 1965: 17, 19, 21–22, 109, fig. 15 • *Coptotermes kalshoveni*; soldier described and figured; key; reference list. Thailand.
- Roonwal and Maiti, 1966: 71, 81 • *Coptotermes kalshoveni*; synonymy; soldier described; distribution. Indonesia: Java, Sumatra.
- Morimoto, 1973a: 77 • *Coptotermes kalshoveni*; listed.
- Amir, 1975b: 153 • *Coptotermes kalshoveni*; listed; distribution. Indonesia.
- Morimoto, 1975c: 52, fig. 11 • *Coptotermes kahlshoveni* [sic]; key; soldier figured; distribution.
- Thapa, 1982: 80–83, pl. 27 • *Coptotermes kalshoveni*; soldier described and figured; synonymy; key. Indonesia; Malaysia; Thailand.
- Chhotani, 1984: 117 • *Coptotermes kalshoveni*; listed; castes known; distribution. Indonesia; Thailand.
- Abe, 1984: 70 • *Coptotermes kalshoveni*; biology; ecology; distribution. Indonesia: Java.
- Thakur and Thakur, 1992: 249–251, fig. 13 • *Coptotermes kalshoveni*; synonymy; key; soldier described and figured; distribution. Indonesia: Java [misspelled as *Falshoveni* in section heading].
- Tho, 1992: 57, 197, 204, fig. 17B • *Coptotermes kalshoveni*; soldier described and figured. Malaysia.
- Eggleton et al., 1999b: 1795, table 1 • *Coptotermes kalshoveni*; checklist; ecology; feeding and nesting groups; distribution. Malaysia: Sabah.
- Gathorne-Hardy et al., 2000a: 258 • *Coptotermes kalshoveni*; checklist; ecology; biogeography; distribution. Indonesia: Sebesi Island, Sunda Straits.
- Gathorne-Hardy et al., 2001: 391 • *Coptotermes kalshoveni*; checklist; ecology; distribution. Indonesia: Sumatra.
- Ahmad and Akhtar, 2002: 13, 14 • *Coptotermes kalshoveni*; catalog. Indonesia: Java; Malaysia: Mainland, Sabah; Thailand.
- Homathevi et al., 2002: 234, table 1 • *Coptotermes kalshoveni*; checklist; ecology; feeding and nesting groups; distribution. Malaysia: Sabah.
- Jones and Prasetyo, 2002: 121, table 1 • *Coptotermes kalshoveni*; checklist; ecology; feeding and nesting groups; distribution. Indonesia: Kalimantan.
- Sornnuwat et al., 2004: 362 • *Coptotermes kalshoveni*; checklist; distribution. Thailand.
- Gathorne-Hardy et al., 2006: 607, table 1 • *Coptotermes kalshoveni*; checklist; ecology; feeding; fire conservation; distribution. Indonesia: Kalimantan.
- Lo et al., 2006: 433–437 • *Coptotermes kalshoveni*; COII sequences; phylogeny.
- Maiti, 2006: 66–67, fig. 34 • *Coptotermes kalshoveni*; key; synonymy; soldier described and figured; distribution. Indonesia: Java, Sumatra.
- Yeap et al., 2009: 1077–1090 • *Coptotermes kalshoveni*; mitochondrial DNA; phylogeny.
- Zhang et al., 2010: 93–98 • *Coptotermes kalshoveni*; 16S rRNA; molecular phylogeny.

 DISTRIBUTION: Oriental Region—Indonesia: Java, Kalimantan, Sumatra; Malaysia: Mainland, Sabah; Thailand.

Coptotermes kishori Roonwal and Chhotani, 1962

Coptotermes kishori Roonwal and Chhotani, 1962b: 57–61 (soldier, pseudoworker), pls. 15–16.

TYPE DATA: Holotype: FRI soldier. Paratypes: FRI soldiers, pseudoworkers, AMNH soldier, ZSI soldier, pseudoworker.

TYPE LOCALITY: India: West Bengal: Murshidabad District: Berhampur.

- Roonwal and Chhotani, 1960c: 127 • *Coptotermes kishori*; nomen nudum; tibial spur formula.
- Mathur and Thapa, 1962a: 22 • *Coptotermes kishori*; collection catalog. India.
- Mathur and Chhotani, 1969: 4 • *Coptotermes kishori*; comparisons.
- Sen-Sarma et al., 1975: 11, 26, 48, 64 • *Coptotermes kishori*; distribution and ecology; key. India.
- Sen-Sarma and Thakur, 1979: 5, 13 • *Coptotermes kishori*; key; distribution. India.
- Chhotani, 1980: 5, 33, fig. 8C • *Coptotermes kishori*; soldier described and figured; distribution; host and pest status; biology and ecology; key. India.
- Maiti, 1983: 23, 51–53, fig. 13 • *Coptotermes kishori*; key; synonymy; soldier, worker described and figured; distribution. India.
- Chhotani, 1984: 117 • *Coptotermes kishori*; listed; castes known; distribution. India.
- Verma, 1985a: 177–178 • *Coptotermes kishori*; soldier measurements; distribution. India.
- Roonwal and Chhotani, 1989: 457–461, figs. 242–243 • *Coptotermes kishori*; soldier, worker described and figured; synonymy; key. India.
- Thakur (R.K.), 1989: 15, 16–17, fig. 9 • *Coptotermes kishori*; key; synonymy; soldier measurements, figure; distribution. India.
- Thakur (R.K.), 1991: 8, 13, 24, 35 • *Coptotermes kishori*; ecology; biology; damage; distribution. India.
- Maiti and Saha, 1993: 512, 517 • *Coptotermes kishori*; key; distribution. India.
- Verma et al., 1993: 215, 217, fig. 2 • *Coptotermes kishori*; key; soldier measurements; soldier figured; distribution. India.
- Verma and Rathore, 1995: 22, 26, 28 • *Coptotermes kishori*; synonymy; key; distribution. India.
- Verma and Purohit, 1996: 238, 239 • *Coptotermes kishori*; distribution. India: Rajasthan.
- Rathore, 1996: 173 • *Coptotermes kishori*; ecology; distribution. India.
- Bose, 1999: 29, 143 • *Coptotermes kishori*; key; distribution.
- Maiti et al., 2000: 296, 300 • *Coptotermes kishori*; listed; key; distribution. India.
- Ahmad and Akhtar, 2002: 14 • *Coptotermes kishori*; catalog. India.
- Rathore and Tak, 2004a: 44, 51 • *Coptotermes kishori*; key; synonymy; soldier, worker described; distribution. India.
- Rathore and Bhattacharyya, 2004: 10, 20, 64, pl. 1: fig. 9 • *Coptotermes kishori*; key; checklist; soldier figured; distribution. India.
- Maiti, 2006: 67–68, fig. 35 • *Coptotermes kishori*; key; synonymy; soldier described and figured; distribution. India.

🌐 DISTRIBUTION: Oriental Region—India: Assam, Gujarat, Haryana, Kerala, Madhya Pradesh, Rajasthan, Tripura, West Bengal.

Coptotermes lacteus (Froggatt, 1898)

Termes lacteus Froggatt, 1898: 721–724 (imago, soldier, worker), pl. 34: figs. 2, 2a [subsequent spelling upheld by ICZN, 1994].

TYPE DATA: Lectotype: ANIC No. 9049 imago ♂. Paralectotypes: ANIC soldier, worker, NMV imagoes, soldier, worker, AMNH imagoes, soldiers, workers, AMNH imagoes, soldier [not type locality], NCIP imago, soldier [incorrectly cited as paratypes by Ruelle, 1975b; may not be type locality].

LECTOTYPE DESIGNATION: Hill, 1942: 162 • “Hololectotype” [= lectotype] designated.

TYPE LOCALITY: Australia: New South Wales: Shoalhaven.

- French, 1893: 136, 137, pl. 32 • *Termes australis* [misidentification]; imago = *lacteus*, Froggatt 1905: 46.
- Desneux, 1904b: 34 • *Termes (Coptotermes) lacteus*; reference list. Australia.
- Froggatt, 1905: 3, 8, 33–35, pl. 1 • *Coptotermes* “[*Termes*]” *lacteus*; characters; nest described; soldier, worker, wing figured; locality; new combination. Australia [misspelled as *lactus* in plate legend].
- Froggatt, 1907: 25, figs. 8–12, pl. 2 • *Coptotermes lacteus*; characters; imago, soldier, worker, nest figured.
- Silvestri, 1909b: 293, pl. 19, figs. 100–105 • *Coptotermes lacteus*; imago, soldier, worker characters; locality; *raffrayi* considered a synonym of *lacteus*. Australia [some localities = *acinaciformis*].
- Bugnion and Popoff, 1910a: 121 • *Coptotermes lacteus*; listed.
- Holmgren, 1911a: 73, 74 • *Coptotermes lacteus*; listed. Australia.
- Mjöberg, 1920: 30 • *Coptotermes lacteus*; characters; ecology; locality; *Coptotermes Michaelseni* [part]; characters; locality. Australia.
- Hill, 1921a: 263 • *Coptotermes lacteus*; listed.
- Hill, 1922b: 159 • *Coptotermes lacteus*; listed.
- Hill, 1926c: 204 • *Coptotermes lacteus*; synonymy; imago, soldier described; locality. Australia.
- Tillyard, 1926b: 104, 106 • *Coptotermes lacteus*; listed.
- Light, 1927a: 78, 81, 85, 86 • *Coptotermes lacteus*; measurements.
- Nicholls, 1929: 19 • *Coptotermes lacteus*; listed.
- Hill, 1932b: 11, 20–22, fig. 4, pl. 1: fig. a • *Coptotermes lacteus*; imago, soldier described and figured; nest figured; key; distribution. Australia.
- Hill, 1932a: 142 • *Coptotermes lacteus*; synonymy; locality. Australia.
- Hill, 1935: 20 • *Coptotermes lacteus*; associations.
- Jucci, 1937: 305 • *Coptotermes lacteus*; distribution.
- Gay and Greaves, 1940: 145–149, pl. 1: figs. 1, 2 • *Coptotermes lacteus*; biology; mound figured; population.
- Ratcliffe and Greaves, 1940: 150–158, pls. 1, 2 • *Coptotermes lacteus*; nest figured; biology; foraging.
- Miller, 1941: 333–334 • *Coptotermes lacteus*; listed. New Zealand.
- Hill, 1942: 156–162, figs. 84, 85, pl. 4: fig. 2, pl. 5: fig. 1 • *Coptotermes lacteus*; imago, soldier described and figured; synonymy; distribution, biology. Australia; New Zealand.
- Kelsey, 1946: 456–464 • *Coptotermes lacteus*; imago, soldier described and figured. New Zealand.
- Snyder, 1949a: 80 • *Coptotermes lacteus*; catalog; reference list; synonymy. Australia; New Zealand.
- Gay, 1952: 127–128 • *Coptotermes lacteus*; intercaste.
- Ratcliffe et al., 1952: 80, 84–85, fig. 15 • *Coptotermes lacteus*; key; characters; nest figured; biology; damage; distribution.
- Roonwal and Pant, 1953: 47 • *Coptotermes lacteus*; collection catalog. Australia.
- Gay, 1955b: 58, fig. 1 • *Coptotermes lacteus*; neotenic described and figured; introduced into New Zealand.
- Grassé and Noirot, 1958b: 4, 12 • *Coptotermes lacteus*; listed.
- Calaby and Gay, 1959: 215, 217 • *Coptotermes lacteus*; ecology; biology.
- Greaves, 1959: 116, 118 • *Coptotermes lacteus*; listed.
- Roonwal, 1959: 514 • *Coptotermes lacteus*; listed.
- Vittal, 1959: 44, table 1 • *Coptotermes lacteus*; protozoa.
- Roonwal and Chhotani, 1960c: 127 • *Coptotermes lacteus*; tibial spur formula.
- Harris, 1961a: 120, 129, 136, 160 • *Coptotermes lacteus*; damage; distribution.
- Becker and Seifert, 1962: 277 • *Coptotermes lacteus*; nest material chemistry.
- Mathur and Thapa, 1962a: 22 • *Coptotermes lacteus*; collection catalog. Australia; New Zealand.

- Gay, 1967: 13, 29, 34, 37, 79, figs. 19B, D • *Coptotermes lacteus*; imago, soldier described and figured; distribution; introduced into New Zealand.
- Greaves, 1967: 19–34 • *Coptotermes lacteus*; damage.
- Moore, 1968: 34–35 • *Coptotermes lacteus*; secretions; biochemistry.
- Gay and Calaby, 1970: 418–419, figs. 5, 6 • *Coptotermes lacteus*; mound figured; biology; distribution. Australia.
- Wood and Lee, 1971: 341–366 • *Coptotermes lacteus*; ecology; mound distribution.
- Quennedey and Deligne, 1975: fig. 4 • *Coptotermes lacteus*; labrum figured.
- Ruelle, 1975b: 5 • *Coptotermes lacteus*; types listed.
- Sen-Sarma et al., 1975: 71 • *Coptotermes lacteus*; mention. Australia.
- Roonwal, 1977d: 35 • *Coptotermes lacteus*; wing microsculpturing.
- Eutick et al., 1978: 363–368 • *Coptotermes lacteus*; gut microorganisms; antibiotics.
- Mathot, 1978: 58 • *Coptotermes lacteus*; collection catalog; types listed.
- Roonwal, 1978d: 168–169, fig. 7a • *Coptotermes lacteus*; mound figured; biology; distribution.
- O'Brien et al., 1979: 619–625 • *Coptotermes lacteus*; cellulase; digestion.
- Prestwich, 1979b: 462–463 • *Coptotermes lacteus*; chemical defense; biochemistry.
- Roonwal et al., 1979b: 341, 345, figs. 10D–F • *Coptotermes lacteus*; wing microsculpturing.
- Sen-Sarma and Thakur, 1980b: 89 • *Coptotermes lacteus*; ecology. India.
- Veivers et al., 1980: 75–77 • *Coptotermes lacteus*; gut physiology.
- Watson and Gay, 1980: 24, figs. 8, 10 • *Coptotermes lacteus*; wings figured; comparisons.
- Blum, 1981a: 8, 80, 82, 84, 85 • *Coptotermes lacteus*; defensive secretions; biochemistry.
- Deligne et al., 1981: 16B • *Coptotermes lacteus*; soldier head figured; defense.
- Singh and Singh, 1981b: 221, table 5 • *Coptotermes lacteus*; checklist; mound density.
- Watson and Sewell, 1981: fig. 10 • *Coptotermes lacteus*; developmental pathways.
- Lenz and Barrett, 1982: 47–59 • *Coptotermes lacteus*; neotenic; nest figured.
- Prestwich, 1984a: table 1 • *Coptotermes lacteus*; checklist; ecology; defense mode; chemicals; distribution.
- Lenz et al., 1986a: 227–235, figs. 1–5 • *Coptotermes lacteus*; neotenic; nest described and figured. Australia.
- Mishra and Sen-Sarma, 1987b: 311–319 • *Coptotermes lacteus*; gut pH.
- Lenz et al., 1988: 245–268 • *Coptotermes lacteus*; colony reestablishment; neotenic; developmental pathways.
- Brown et al., 1990: 305, fig. 1, table 2 • *Coptotermes lacteus*; cuticular hydrocarbons.
- Khalil et al., 1990: 3619–3634 • *Coptotermes lacteus*; methane and other gas emissions.
- Watson and Gay, 1991: fig. 20. 12G • *Coptotermes lacteus*; nest figured.
- Ewart and French, 1992: 243 • *Coptotermes lacteus*; biology; nest.
- Slaytor, 1992b: 775–784 • *Coptotermes lacteus*; cellulose digestion.
- Watson et al., 1992: 242 • *Coptotermes lacteus*; cuticular hydrocarbons [abstract].
- Watson and Abbey, 1993a: 112–114 • *Coptotermes lacteus*; proposal to conserve the specific name *lacteus* and suppress the name *lactis*.
- Lenz and Runko, 1993: 439–456 • *Coptotermes lacteus*; queen replacement; sex ratios; colony survival.
- Watson and Abbey, 1993b: 34, fig. 46 • *Coptotermes lacteus*; distribution map.
- ICZN, 1994: 275–276 • *Termes lacteus*; specific name conserved; available for the purpose of homonymy.
- French et al., 1997: 145–149 • *Coptotermes lacteus*; gases [methane, etc.].
- Watson et al., 1998: 190 • *Coptotermes lacteus*; catalog; synonymy; distribution; ecology. Australia.
- Rogers et al., 1999: 366–371 • *Coptotermes lacteus*; nest construction; plant growth suppression.
- Roisin and Lenz, 1999: 273–280 • *Coptotermes lacteus*; polymorphism; sex ratios; developmental pathways.
- Thompson et al., 2000a: 1932–1934 • *Coptotermes lacteus*; microsatellite; DNA sequences.
- Evans and Gleeson, 2001: 311–321 • *Coptotermes lacteus*; foraging patterns.
- Evans, 2002: 193–201 • *Coptotermes lacteus*; foraging; tunneling.
- Roisin and Lenz, 2002: 472–479 • *Coptotermes lacteus*; sex ratios; inbreeding.

- Austin et al., 2004a: 548–555 • *Coptotermes lacteus*; COII sequences; phylogeny.
- Brown et al., 2004: 623–658 • *Coptotermes lacteus*; cuticular hydrocarbons.
- Evans, 2004: 1–9 • *Coptotermes lacteus*; foraging; population size.
- Ohkuma et al., 2004: 701–710 • *Coptotermes lacteus*; phylogeny; COII sequences.
- Scheffrahn et al., 2004: 872–876 • *Coptotermes lacteus*; 16S rRNA sequences; phylogeny.
- Szalanski et al., 2004a: 145–151 • *Coptotermes lacteus*; 16S rRNA sequences.
- Lo et al., 2006: 433–437 • *Coptotermes lacteus*; COII sequences; phylogeny.
- Maiti, 2006: 68–70, fig. 36 • *Coptotermes lacteus*; key; synonymy; soldier described and figured; distribution. Australia.
- Thompson et al., 2007: 219–227 • *Coptotermes lacteus*; microsatellites; dispersal and breeding behavior; population genetics.
- Vargo and Husseneder, 2009: 379–403 • *Coptotermes lacteus*; microsatellites; caste determination; population genetics; molecular ecology; breeding structure.
- Yeap et al., 2009: 1077–1090 • *Coptotermes lacteus*; mitochondrial DNA; phylogeny.
- Zhang et al., 2010: 93–98 • *Coptotermes lacteus*; 16S rRNA; molecular phylogeny.

Termes lactis Froggatt, 1897b: 297, pl. facing 297.

TYPE DATA: Syntypes: depository unknown.

TYPE LOCALITY: Australia: New South Wales: Colo Vale.

- ICZN, 1994: 275 • *Coptotermes lacteus* given precedence over *C. lactis* and placed on the Official List of Specific Names in Zoology and the name *lactis* suppressed for priority.

Coptotermes sedulus Hill, 1923: 40–43 (imago, soldier, worker), figs. 1–7.

TYPE DATA: Lectotype: AMNH soldier. Paralectotypes: AMNH imagoes, soldiers, workers, AMNH soldiers [not type locality].

LECTOTYPE DESIGNATION: Watson et al., 1998: 190.

TYPE LOCALITY: Australia: Victoria: Belgrave.

- Hill, 1925c: 89 • *Coptotermes sedulus*; imago, soldier described; biology. Australia.
- Hill, 1926c: 206–207 • *Coptotermes sedulus*; swarming; locality. Australia.
- Light, 1927a: 78, 81, 85, 86, fig. 2C • *Coptotermes sedulus*; measurements.
- Hill, 1932a: 142 • *Coptotermes sedulus*; synonymized with *lacteus*.

🌐 DISTRIBUTION: Australian Region—Australia: Australian Capital Territory, New South Wales, Queensland, Victoria.

***Coptotermes longignathus* Xia and He, 1986**

***Coptotermes (Oligocrinitermes) longignathus* Xia and He, 1986: 169, 180 (soldier), figs. 66–70 [subgenus name unavailable].**

TYPE DATA: Holotype: SIES 09001740 soldier. Paratypes: SIES soldiers, workers.

TYPE LOCALITY: China: Yunnan Province: Hekou County.

- Huang et al., 1989: 231–232, fig. 137 • *Coptotermes (Oligocrinitermes [unavailable]) longignathus*; soldier described and figured; key. China: Yunnan.
- Gao et al., 1992a: 43 • *Coptotermes longignathus*; checklist; distribution. China: Yunnan.
- Hua, 2000: 24 • *Coptotermes longignathus*; listed. China: Yunnan.
- Huang et al., 2000: 327–328, fig. 145 • *Coptotermes (Oligocrinitermes [unavailable]) longignathus*; soldier described and figured; key. China.
- Ahmad and Akhtar, 2002: 14 • *Coptotermes longignathus*; catalog. China.

🌐 DISTRIBUTION: Oriental Region—China: Yunnan.

***Coptotermes longistriatus* Li and Huang, 1985**

Coptotermes longistriatus Tsai et al., 1985: 107–108, 115 (soldier), fig. 5.

TYPE DATA: Holotype: NAP soldier [no mention in the English summary of where the holotype is deposited; most likely it is in NAP, where the senior author has deposited his other types].

Paratypes: NAP soldiers, workers [see comments under holotype].

TYPE LOCALITY: China: Guangdong Province: Nanhai County.

- Xia and He, 1986: 159 • *Coptotermes* (*Polycrinitermes* [unavailable]) *longistriatus*; key.
- Huang et al., 1989: 252–253, fig. 159 • *Coptotermes longistriatus*; soldier described and figured; key. China: Guangdong.
- Gao et al., 1992a: 43 • *Coptotermes longistriatus*; checklist; distribution. China: Guangdong.
- Hua, 2000: 24 • *Coptotermes longistriatus*; listed. China: Guangdong, Zhejiang.
- Huang et al., 2000: 328–329, fig. 146 • *Coptotermes* (*Polycrinitermes* [unavailable]) *longistriatus*; soldier described and figured; key. China.
- Ahmad and Akhtar, 2002: 14 • *Coptotermes longistriatus*; catalog. China.
- Zhang, 2005: 321–323 • *Coptotermes longistriatus*; castes; number; ratio.

🌐 DISTRIBUTION: Oriental Region—China: Guangdong, Zhejiang.

***Coptotermes mauricianus* (Rambur, 1842)**

Termes mauricianus Rambur, 1842: 305 (imago) [described as “*Mauricianus*”; may be imago of *C. truncatus* fide Emerson, file card (unpublished)].

TYPE DATA: Syntypes: OUM imagoes.

TYPE LOCALITY: Mauritius (Île de France).

- Walker, 1853: 517–518 • *Termes Mauricianus*; imago described; synonymy; distribution.
- Hagen, 1855: 289, 291 • *Termes Mauricianus*; discussion.
- Hagen, 1858c: 220–221, 241 • *Termes* (*Eutermes*) *Mauricianus*; imago described; synonymy; distribution. Mauritius (Île de France).
- Hagen, 1858b: 31 • *Termes* (*Entermes* [sic]) *Mauricianus*; synonymy; distribution. Mauritius (Île de France).
- Hagen, 1862a: 89 • *Termes Mauricianus*; discussion.
- Sjöstedt, 1900a: 201 • *Eutermes mauricianus*; imago described; distribution; new combination.
- Sjöstedt, 1904: 87 • *Eutermes mauricianus*; listed; distribution.
- Desneux, 1904b: 43 • *Termes* (*Eutermes*) *mauricianus*; reference list. Mauritius.
- Wasmann, 1911b: 128 • *Eutermes mauricianus*; considered a homonym of *Eutermes mauritianus* Wasmann.
- Holmgren, 1911d: 550 • *Eutermes mauricianus*; remark on Wasmann’s homonymy.
- Holmgren, 1912a: 63 • *Eutermes* (*Eutermes*) *mauricianus*; listed. Mauritius.
- Hegg, 1922: 95, 432, 691 • *Eutermes mauricianus*; locality.
- Sjöstedt, 1926d: 324 • *Eutermes mauricianus*; reference list; locality. Mauritius.
- Moutia and Mamet, 1946: 467 • *Termes mauricianus*; distribution. Mauritius.
- Snyder, 1949a: 350 • *Termes Mauricianus*; catalog; listed as unclassified species. Mauritius.
- Krishna et al., this work • *Coptotermes mauricianus*; **species revivisco**; **new combination**.

🌐 DISTRIBUTION: Ethiopian Region—Mauritius.

Coptotermes melanoistriatus Gao, Lau and He, 1995

Coptotermes (Polycrinitermes) melanoistriatus Gao et al., 1995: 1, 2, 3, 5 (soldier), fig. 2 [subgenus name unavailable].

TYPE DATA: Holotype: SIES soldier. Paratypes: SIES soldiers, workers, NITN soldiers, workers.

TYPE LOCALITY: China: Hong Kong: New Territories: Fanling, Kam Tsin Chuen—Fung Shui Ground.

- Gao, 1995a: 2 • *Coptotermes (Polycrinitermes [unavailable]) melanoistriatus*; sp. nov.; nomen nudum; checklist. China: Hong Kong.
- Gao et al., 1996: 68, 76, fig. 7. 19 • *Coptotermes melanoistriatus*; soldier described and figured; key. China: Hong Kong.
- Huang et al., 2000: 329–330, fig. 147 • *Coptotermes (Polycrinitermes [unavailable]) melanoistriatus*; soldier described and figured; key. China.
- Ahmad and Akhtar, 2002: 14 • *Coptotermes melanoistriatus*; catalog. China: Hong Kong.

🌐 DISTRIBUTION: Oriental Region—China: Hong Kong.

Coptotermes menadoae Oshima, 1914

Coptotermes menadoae Oshima, 1914c: 23–24 (imago) [*menadoae* is the correct original spelling; *menadoensis* is an unjustified emendation].

TYPE DATA: Syntype(s): AMNH imago.

TYPE LOCALITY: Indonesia: Sulawesi [Celebes]: Manado [Menado].

- Oshima, 1914a: 557–558 • *Coptotermes menadoensis* [sic; unjustified emendation (used by all subsequent authors)]; imago described. Indonesia.
- Light, 1929c: 439 • *Coptotermes menadoensis* [sic]; remarks; comparison.
- Kemner, 1934b: 57, 67 • *Coptotermes menadoensis* [sic]; imago described; key. Indonesia: Sulawesi.
- Snyder, 1949a: 80 • *Coptotermes menadoensis* [sic]; catalog. Sulawesi.
- Ahmad, 1958: 61 • *Coptotermes menadoensis* [sic]; key.
- Ahmad, 1965: 19 • *Coptotermes menadoensis* [sic]; comparisons.
- Chhotani, 1984: 118 • *Coptotermes menadoensis* [sic]; listed; castes known; distribution. Indonesia.
- Gathorne-Hardy et al., 2000b: 350 • *Coptotermes menadoensis* [sic]; checklist; ecology; distribution. Indonesia: Sulawesi.
- Ahmad and Akhtar, 2002: 14 • *Coptotermes menadoensis* [sic]; catalog. Indonesia: Sulawesi.
- Maiti, 2006: 40 • *Coptotermes menadoensis* [sic]; synonymy; imago described; distribution. Indonesia: Sulawesi [paraphrase of original description].

🌐 DISTRIBUTION: Oriental Region—Indonesia: Sulawesi [Celebes].

Coptotermes michaelseni Silvestri, 1909


Coptotermes michaelseni Silvestri, 1909b: 293–295 (imago, soldier, worker), pl. 19, figs. 106–121 [described as “*Michaelseni*”].

TYPE DATA: Lectotype: ZMH imago ♀. Paralectotypes: ZMH imagoes, soldiers, workers, AMNH soldier, workers.

LECTOTYPE DESIGNATION: Watson et al., 1998: 190.

TYPE LOCALITY: Australia: Western Australia: Mundijong.

- Holmgren, 1911a: 73 • *Coptotermes Michaelseni*; listed. Australia.
- Mjöberg, 1920: 30 • *Coptotermes Michaelseni*; listed.
- Light, 1927a: 78, 81, 85, 86 • *Coptotermes michaelseni*; measurements.
- Hill, 1927a: 16, pl. 1: fig. 15 • *Coptotermes michaelseni*; comparisons; soldier figured.
- Hill, 1942: 162–164, fig. 86 • *Coptotermes michaelseni*; imago, soldier described and figured; synonymy; biology; distribution [part]. Australia [some locality records = *frenchi*].
- Snyder, 1949a: 80 • *Coptotermes michaelseni*; catalog; reference list. Australia.
- Ratcliffe et al., 1952: 80, 85 • *Coptotermes michaelseni*; key; characters; biology; damage; distribution.
- Weidner, 1955e: 249 • *Coptotermes michaelseni*; types listed.
- Calaby and Gay, 1956: 30–35 • *Coptotermes michaelseni*; soldier measurements; soldier pronotum figured; comparisons; biology; distribution records. Australia.
- Calaby and Gay, 1959: 216, 218 • *Coptotermes michaelseni*; biology; ecology.
- Roonwal and Chhotani, 1960c: 127 • *Coptotermes michaelseni*; tibial spur formula.
- Mathur and Thapa, 1962a: 23 • *Coptotermes michaelseni*; collection catalog. Australia.
- Weidner, 1966a: 217 • *Coptotermes michaelseni*; types listed.
- Gay and Calaby, 1970: 419 • *Coptotermes michaelseni*; biology; distribution. Australia.
- Roonwal, 1977d: 35 • *Coptotermes michaelseni*; wing microsculpturing.
- Roonwal et al., 1979b: 341, 345, figs. 10G–I • *Coptotermes michaelseni*; wing microsculpturing.
- Perry et al., 1985: 72, fig. 5G • *Coptotermes michaelseni*; characters; soldier figured; biology.
- Roonwal et al., 1986: 245, fig. 5, pl. 4 • *Coptotermes michaelseni*; wing microsculpturing.
- Postle and Abbott, 1991: 183, 184, 185, fig. 1 • *Coptotermes michaelseni*; distribution. Australia.
- Watson and Abbey, 1993b: 35, fig. 47 • *Coptotermes michaelseni*; distribution map.
- Brown et al., 1994: 277–285 • *Coptotermes michaelseni*; cuticular hydrocarbons.
- Watson et al., 1998: 190 • *Coptotermes michaelseni*; catalog; synonymy; distribution; ecology. Australia.
- Scheffrahn et al., 2004: 872–876 • *Coptotermes michaelseni*; 16S rRNA sequences; phylogeny.
- Szalanski et al., 2004a: 145–151 • *Coptotermes michaelseni*; 16S rRNA sequences.
- Lo et al., 2006: 433–437 • *Coptotermes michaelseni*; COII sequences; phylogeny.
- Maiti, 2006: 71–72, fig. 37 • *Coptotermes michaelseni*; key; synonymy; imago, soldier described; soldier figured; distribution. Australia.
- Zhang et al., 2010: 93–98 • *Coptotermes michaelseni*; 16S rRNA; molecular phylogeny.

 DISTRIBUTION: Australian Region—Australia: Western Australia.

Coptotermes minutissimus Kemner, 1934

Coptotermes minutissimus Kemner, 1934b: 64–65 (soldier, worker).

TYPE DATA: Lectotype: ZMLU soldier. Paralectotypes: ZMLU soldiers, workers, AMNH soldier, workers.

LECTOTYPE DESIGNATION: Krishna, 1956: 1.

TYPE LOCALITY: Indonesia: between Muna Island and SE Celebes, Berra Massidi.

- Snyder, 1949a: 80 • *Coptotermes minutissimus*; catalog. Sulawesi.
- Roonwal and Krishna, 1955: 148, 152 • *Coptotermes minutissimus*; distribution.
- Ahmad, 1958: 66 • *Coptotermes minutissimus*; key.
- Roonwal and Chhotani, 1962b: 20, 34, 60, 61 • *Coptotermes minutissimus*; comparisons.
- Mathur and Chhotani, 1969: 4, 5 • *Coptotermes minutissimus*; comparisons.
- Chhotani, 1984: 118 • *Coptotermes minutissimus*; listed; castes known; distribution. Indonesia.
- Gathorne-Hardy et al., 2000b: 350 • *Coptotermes minutissimus*; checklist; ecology; distribution. Indonesia: Sulawesi.

- Ahmad and Akhtar, 2002: 14 • *Coptotermes minutissimus*; catalog. Indonesia: Sulawesi.
- Maiti, 2006: 72 • *Coptotermes minutissimus*; key; synonymy; soldier described; distribution. Indonesia: Sulawesi [paraphrase of original description].

🌐 DISTRIBUTION: Oriental Region—Indonesia: Sulawesi [Celebes].

***Coptotermes monosetosus* Tsai and Li, 1985**

***Coptotermes monosetosus* Tsai et al., 1985: 102–104, 113 (imago, soldier), fig. 1.**

TYPE DATA: Holotype: NAP ?soldier [no mention in the English summary of which caste is the holotype or where it is deposited; most likely it is in NAP where the senior author has deposited his other types]. Paratypes: NAP imagoes, soldiers, workers [see comments under holotype].

TYPE LOCALITY: China: Hainan Island: Yaxian County.

- Xia and He, 1986: 159 • *Coptotermes (Oligocrinitermes [unavailable]) monosetosus*; key.
- Huang et al., 1989: 224–225, fig. 130 • *Coptotermes monosetosus*; imago, soldier described and figured; key. China: Hainan.
- Gao et al., 1992a: 43 • *Coptotermes monosetosus*; checklist; distribution. China: Yunnan.
- Gu et al., 1995: 648 • *Coptotermes monosetosus*; checklist. China: Hainan.
- Hua, 2000: 24 • *Coptotermes monosetosus*; listed. China: Hainan.
- Huang et al., 2000: 330–332, fig. 148 • *Coptotermes (Oligocrinitermes [unavailable]) monosetosus*; imago, soldier described and figured; key. China.
- Ahmad and Akhtar, 2002: 14 • *Coptotermes monosetosus*; catalog. China.

🌐 DISTRIBUTION: Oriental Region—China: Hainan, Yunnan.

***Coptotermes niger* Snyder, 1922**

***Coptotermes niger* Snyder, 1922: 19–20 (imago, soldier), fig. 5.**

TYPE DATA: Holotype: USNM No. 24570 winged imago. Paratypes: AMNH imagoes, USNM imagoes.

TYPE LOCALITY: Panama: Juan Mina.

- Dudley, 1890a: 106 • *Termes testaceus* [misidentification]; biology. Panama.
- Dudley, 1890b: 159, 164, 165, 168, 169, 173, 177, 179 • *Termes testaceus* [misidentification]; biology. Panama.
- Bugnion and Popoff, 1910a: 121 • *Termes testaceus* [misidentification]; listed.
- Snyder and Zetek, 1924: 3, 8, pls. 5–8 • *Coptotermes niger*; locality; biology. Panama.
- Dietz and Snyder, 1924: 281, 285–288, pl. 6: fig. B • *Coptotermes niger*; locality; swarming; biology; damage. Panama.
- Snyder, 1925j: 193 • *Coptotermes niger*; listed. Panama.
- Snyder, 1925e: 162 • *Coptotermes niger*; locality. Colombia; Costa Rica; Guatemala.
- Snyder, 1926a: 27 • *Coptotermes niger*; locality. Costa Rica; Guatemala.
- Light, 1927a: 78, 81, 85, 86 • *Coptotermes niger*; measurements.
- Snyder, 1934b: 97 • *Coptotermes niger*; locality. Costa Rica.
- Jucci, 1937: 305 • *Coptotermes niger*; distribution.
- Snyder, 1949a: 81 • *Coptotermes niger*; catalog; reference list; synonymy. Colombia; Costa Rica; Guatemala; Panama.
- Emerson, 1952b: 510 • *Coptotermes niger*; abundance. Panama.
- Becker, 1953: 346, 347, fig. 5 • *Coptotermes niger*; measurements; nest figured; distribution. Guatemala.

- Harris, 1959a: 181, 182, 183, 184, fig. 1, pls. 1–3 • *Coptotermes niger*; soldier figured; remarks; damage; locality. Belize.
- Roonwal and Chhotani, 1960c: 127 • *Coptotermes niger*; tibial spur formula.
- Harris, 1961a: 96, 106, 113, 156, 161, 168, fig. 17 • *Coptotermes niger*; soldier figured; damage; distribution.
- Mathur and Thapa, 1962a: 23 • *Coptotermes niger*; collection catalog. Panama.
- Mumford, 1965: 16 • *Coptotermes niger*; interception. USA: Hawaii.
- Williams, 1965: 676 • *Coptotermes niger*; listed.
- Van Boven, 1969a: 40 • *Coptotermes niger*; listed. Panama.
- Araujo, 1970d: 543 • *Coptotermes niger*; biology; damage; distribution.
- Sen-Sarma et al., 1975: 71 • *Coptotermes nigar* [sic]; mention. Europe.
- Lenz, 1976: 73–89 • *Coptotermes niger*; caste differentiation.
- Araujo, 1977c: 25 • *Coptotermes niger*; catalog. Belize; Colombia; Costa Rica; Guatemala; Panama.
- Roonwal, 1977d: 35 • *Coptotermes niger*; wing microsculpturing.
- Roonwal et al., 1979b: 341, 346–347, figs. 10J–L • *Coptotermes niger*; wing microsculpturing.
- Hrdý, 1985: 245–249 • *Coptotermes niger*; hormones; soldier production.
- Maes, 1990: 15 • *Coptotermes niger*; catalog; synonymy; distribution. Belize; Colombia; Costa Rica; Guatemala; Nicaragua; Panama.
- Nickle and Collins, 1992: 209, 222, figs. 13.54, 13.55 • *Coptotermes niger*; key; soldier figured; distribution. Panama.
- Constantino, 1998b: 156 • *Coptotermes niger*; catalog. Central America; Colombia.
- Fontes, 1998: 330 • *Coptotermes niger*; catalog; distribution. Nicaragua.
- Sands, 1998: 69 • *Coptotermes niger*; locality. Belize.
- Constantino, 2002c: 357, table 2 • *Coptotermes niger*; checklist; damage; distribution. Colombia; ?Brazil.
- Milano and Fontes, 2002: 41 • *Coptotermes niger*; distribution. Brazil.
- Scheffrahn et al., 2005c: 550, table 1 • *Coptotermes niger*; checklist; distribution. Nicaragua.
- Maiti, 2006: 72–73 • *Coptotermes niger*; key; synonymy; imago, soldier described; distribution. Belize; Colombia; Costa Rica; Guatemala.
- Roisin et al., 2006: 301–311 • *Coptotermes niger*; ecology; canopy forest; species richness; vertical distribution. Panama.

🌐 DISTRIBUTION: Neotropical Region—Belize; ?Brazil; Colombia; Costa Rica; Guatemala; Nicaragua; Panama.

Coptotermes ochraceus Ping and Xu, 1986

Coptotermes ochraceus Ping et al., 1986: 156–157, 160 (soldier), fig. 4.

TYPE DATA: Holotype: GIEC soldier. Paratypes: GIEC I. No. T 5008 soldiers, workers, GIF soldiers, workers.

TYPE LOCALITY: China: Guizhou Province: Xingyi County [25°N, 105°E].

- Huang et al., 1989: 250–251, fig. 156 • *Coptotermes ochraceus*; soldier described and figured; key. China: Guizhou.
- Gao et al., 1992a: 43 • *Coptotermes ochraceus*; checklist; distribution. China: Guizhou.
- Hua, 2000: 24 • *Coptotermes ochraceus*; listed. China: Guizhou.
- Huang et al., 2000: 333–334, fig. 150 • *Coptotermes* (*Polycrinitermes* [unavailable]) *ochraceus*; soldier described and figured; key. China [incorrectly cited as *comb. nov.*].
- Ahmad and Akhtar, 2002: 14 • *Coptotermes ochraceus*; catalog. China.
- Maiti, 2006: 74, fig. 39 • *Coptotermes ochraceus*; key; synonymy; soldier described and figured; distribution. China [paraphrase of original description].

Coptotermes zhenyuanensis He and Qui, 1990: 8–10, 22 (soldier), figs. 6–11.

TYPE DATA: Holotype: SIES soldier. Paratypes: SIES soldiers, workers.

TYPE LOCALITY: China: Guizhou Province: Zhenyuen County.

- Zhu et al., 1993: 46 • *Coptotermes zhenyuanensis*; checklist; distribution. China.
- Hua, 2000: 24 • *Coptotermes zhenyuanensis*. China: Guizhou.
- Huang et al., 2000: 333 • *Coptotermes* (*Polycrinitermes* [unavailable]) *zhenyuanensis*; synonymized with *ochraceus*.

🌐 DISTRIBUTION: Oriental Region—China: Guizhou.

Coptotermes orthognathus Gao, Zu, and Wang, 1982 [nomen nudum]

Coptotermes orthognathus Gao et al., 1982b: 138 [nomen nudum. This species is ascribed to Hsia and He by Gao et al., but no such description exists, giving the first mention of the name and therefore the authorship to Gao et al. Though Hsia is several times a typographical error for Xia in the work of Gao et al., 1982, the nomen nudum stands, as Xia and He have not described this species].

🌐 DISTRIBUTION: Oriental Region—China.

Coptotermes oshimai Light and Davis, 1929

Coptotermes oshimai Light and Davis, 1929: 66–70 (soldier), figs. 9–15.

TYPE DATA: Syntypes: AMNH soldiers.

TYPE LOCALITY: Indonesia: Sulawesi [Celebes], Maros.

- Snyder, 1949a: 81 • *Coptotermes oshimae* [sic]; catalog. Sulawesi.
- Ahmad, 1958: 194 • *Coptotermes oshimae* [sic]; listed.
- Chhotani, 1984: 118 • *Coptotermes oshimae* [sic]; listed; castes known; distribution. Indonesia.
- Ahmad and Akhtar, 2002: 14 • *Coptotermes oshimae* [sic]; catalog. Indonesia: Sulawesi.

🌐 DISTRIBUTION: Oriental Region—Indonesia: Sulawesi [Celebes].

†*Coptotermes paleodominicanus* Krishna and Grimaldi, 2009

†*Coptotermes paleodominicanus* Krishna and Grimaldi, 2009: 5–6 (imago), figs. 1, 2, 3, table 2.

TYPE DATA: Holotype: AMNH DR 10–1567 imago (in amber. Paratype: AMNH DR 10–1513 imago.

TYPE LOCALITY: Dominican Republic: ?Cordillera Septentrionalis, 30 km NE of Santiago.

🌐 DISTRIBUTION: Neotropical Region—Dominican Republic.

* FOSSIL RECORD: Cenozoic–Neogene: Miocene.

Coptotermes pamuae Snyder, 1925

Coptotermes pamuae Snyder, 1925g: 402–403 (soldier, worker), fig. 2.

TYPE DATA: Holotype: MCZ No. 15288 soldier. Paratypes: MCZ soldiers, workers, USNM soldiers, workers, AMNH soldiers.

TYPE LOCALITY: Solomon Islands: San Cristobal Island: Pamua.

- Light and Davis, 1929: 66 • *Coptotermes pamuae*; listed.
- Hill, 1942: 166–167, fig. 88 • *Coptotermes pamuae*; soldier described and figured; synonymy; distribution; biology. Solomon Islands.
- Snyder, 1949a: 81 • *Coptotermes pumua* [sic]; catalog; reference list. Solomon Islands.
- Harris, 1957b: 29 • *Coptotermes pamuae*; distribution. Solomon Islands.
- Harris and Brown, 1958: 737, 739, 740, 743, 747, 748, fig. 3 • *Coptotermes pamuae*; soldier figured; biology; key; locality. Solomon Islands.
- Harris, 1961a: 156, 160 • *Coptotermes pamuae*; damage; distribution.
- Gray, 1968: 316 • *Coptotermes pamuae*; checklist; biology; distribution. Papua New Guinea.
- Bess, 1970: 472 • *Coptotermes pamuae*; listed. South Pacific.
- Maiti, 2006: 75, fig. 40 • *Coptotermes pamuae*; key; synonymy; soldier described and figured; distribution. Solomon Islands.
- Bourguignon and Roisin, 2011: 65–67, figs. 22–25, 31 • *Coptotermes pamuae*; synonymy; imago, soldier described and figured; key; distribution. Papua New Guinea; Solomon Islands.

🌐 DISTRIBUTION: Papuan Region—Papua New Guinea; Solomon Islands.

Coptotermes paradoxus (Sjöstedt, 1911)

Calotermes paradoxus Sjöstedt, 1911b: 1–3 (imago) [previously considered a secondary homonym of *Calotermes (Procryptotermes) paradoxus* (Wasmann, 1910) (e.g. Holmgren, 1911d; Emerson, 1928b; Snyder, 1949a), but never replaced, and, as the two species are no longer considered congeneric, no replacement name is needed (ICZN, 1999, art. 59.2); synonym of *Coptotermes intermedius* Silvestri fide Emerson card catalog (unpublished)].

TYPE DATA: Holotype: NHRM imago [based on a single specimen].

TYPE LOCALITY: Togo: Bismarckburg [08°11'N, 00°42'E].

- Holmgren, 1911d: 550 • *Calotermes paradoxus*; listed.
- Sjöstedt, 1926d: 28, fig. 3, pl. 2: fig. B • *Vastitermes paradoxus*; reference list; fore- and hind wing figured; locality; new combination. Togo.
- Emerson, 1928b: 415, 423 • *Coptotermes paradoxus*; name preoccupied in *Calotermes*; new combination.
- Snyder, 1949a: 81 • *Coptotermes paradoxus*; catalog; reference list. Togo.
- Bouillon and Mathot, 1971: 8, table: no. 60 • *Coptotermes paradoxus*; catalog, distribution. Togo.

🌐 DISTRIBUTION: Ethiopian Region—Togo.

Coptotermes pargrandis Gao, Zu and Wang, 1982 [nomen nudum]

Coptotermes pargrandis Gao et al., 1982b: 138 [nomen nudum. This species is ascribed to Hsia and He by Gao et al., but no such description exists, giving the first mention of the name and therefore the authorship to Gao et al. Though Hsia is several times a typographical error for Xia in the work of Gao et al., 1982, the nomen nudum stands, as Xia and He have not described this species].


🌐 DISTRIBUTION: Oriental Region—China.

Coptotermes peregrinator* Kemner, 1934**Coptotermes peregrinator* Kemner, 1934b: 65–66 (soldier, worker).**

TYPE DATA: Syntypes: ZMLU soldiers, workers, AMNH soldiers, workers, FRI soldier, worker.

TYPE LOCALITY: Indonesia: Saleier Islands: Pamatata.

- Snyder, 1949a: 82 • *Coptotermes peregrinator*; catalog; reference list. Indonesia: Saleier Islands.
- Ahmad, 1958: 67 • *Coptotermes pregrinator* [sic]; key.
- Roonwal and Chhotani, 1960c: 127 • *Coptotermes peregrinator*; tibial spur formula.
- Mathur and Thapa, 1962a: 23 • *Coptotermes peregrinator*; collection catalog. Indonesia.
- Chhotani, 1984: 118 • *Coptotermes peregrinator*; listed; castes known; distribution. Indonesia.
- Gathorne-Hardy et al., 2000b: 350 • *Coptotermes peregrinator*; checklist; ecology; distribution. Indonesia: Sulawesi.
- Ahmad and Akhtar, 2002: 14 • *Coptotermes peregrinatus* [sic]; catalog. Indonesia: Sulawesi.
- Maiti, 2006: 75, fig. 41 • *Coptotermes peregrinator*; key; synonymy; soldier described and figured; distribution. Indonesia: Saleier Islands.


 DISTRIBUTION: Oriental Region—Indonesia: Sulawesi [Celebes].

Coptotermes premasmii* Ahmad, 1965**Coptotermes premasmii* Ahmad, 1965: 17–19 (imago, soldier, worker), figs. 10–11.**

TYPE DATA: Holotype: ZUPL soldier. Paratypes: ZUPL imagoes, workers, AMNH imagoes, soldier, worker.

TYPE LOCALITY: Thailand: Ka-Chong.

- Morimoto, 1973a: 77 • *Coptotermes premasmii*; listed.
- Morimoto, 1975c: 52 • *Coptotermes premasmii*; checklist; distribution. Thailand.
- Chhotani, 1984: 118 • *Coptotermes premasmii*; listed; castes known; distribution. Thailand.
- Xia and He, 1986: 172 • *Coptotermes (Oligocrinitermes [unavailable]) premasmii*; comparisons.
- Tho, 1992: 204 • *Coptotermes premasmii*; listed.
- Maiti and Chakraborty, 1994: 8, 35–36 • *Coptotermes premasmii*; key; synonymy; imago, soldier described; distribution. India: Nicobar Islands [identification doubtful]; Thailand.
- Ahmad and Akhtar, 2002: 14 • *Coptotermes premasmii*; catalog. Thailand.
- Sornnuwat et al., 2004: 362 • *Coptotermes premasmii*; checklist; distribution. Thailand.
- Maiti, 2006: 76–77, fig. 42 • *Coptotermes premasmii*; key; synonymy; imago, soldier described and figured; distribution. India: Nicobar Islands; Thailand.

 DISTRIBUTION: Oriental Region—India: ?Nicobar Islands; Thailand.

†*Coptotermes priscus* Emerson, 1971**†*Coptotermes priscus* Emerson, 1971: 268–270 (imago), fig. 3a.**

TYPE DATA: Holotype: AMNH imago wing (Upper Oligocene or Lower Miocene, ex amber).

Paratype: AMNH imago wing.

TYPE LOCALITY: Dominican Republic: Ciudad Trujillo: gift shop; probably Peña (Tamboril) Region, from Los Meninos or Perez gorges, Arroya Capancho, tributary of Rio Gurabo, Cordillera Septentrional, N Santiago between Altamira and Canca, ca. 1240 m [ca. 19°33'N, 70°38'W].

- Poinar, 1992: 106 • *Coptotermes priscus*; listed. Dominican amber.
- Spahr, 1992: 31 • *Coptotermes priscus*; synonymy. Amber fossil.

- Nel and Paicheler, 1993: 160 • *Coptotermes priscus*; type data; paleontology; distribution.
- Fontes and Vulcano, 2004: 352 • *Coptotermes priscus*; fossil catalog. New World.
- Arillo and Ortuño, 2005: 8 • *Coptotermes priscus*; fossil catalog. Dominican Republic amber: Miocene.
- Krishna and Grimaldi, 2009: 6–8, figs. 1, 4, 5, tables 2, 3 • *Coptotermes priscus*; soldier (previously unknown), imago described and figured; distribution. Dominican Republic Amber.
- Engel et al., 2009: 23, 25, 26, figs. 3, 5 • *Coptotermes priscus*; character-state coding; phylogeny; geological time.

🌐 DISTRIBUTION: Neotropical Region—Dominican Republic.

* FOSSIL RECORD: Cenozoic–Neogene: Miocene.

***Coptotermes remotus* Hill, 1927**

***Coptotermes remotus* Hill, 1927a: 16–17 (soldier, worker), pl. 1: fig. 14.**

TYPE DATA: Lectotype: NMV soldier. Paralectotypes: AMNH soldiers, workers, NMV soldiers, workers.

LECTOTYPE DESIGNATION: Hill, 1942: 170 [inadvertent selection by inference of “holotype” (ICZN, 1999, art. 74.6)].

TYPE LOCALITY: Papua New Guinea, New Ireland: Kaewieng.

- Light and Davis, 1929: 66 • *Coptotermes remotus*; listed.
- Hill, 1942: 170 • *Coptotermes remotus*; soldier described; synonymy; distribution, biology. Papua New Guinea, New Ireland.
- Snyder, 1949a: 82 • *Coptotermes remotus*; catalog; reference list. Papua New Guinea, New Ireland.
- Roonwal and Chhotani, 1960c: 127 • *Coptotermes remotus*; tibial spur formula.
- Mathur and Thapa, 1962a: 23 • *Coptotermes remotus*; collection catalog. Palau.
- Bess, 1970: 472 • *Coptotermes remotus*; listed. South Pacific.
- Kevan and Vickery, 1998: 302 • *Coptotermes remotus*; distribution. Palau.
- Maiti, 2006: 78 • *Coptotermes remotus*; key; synonymy; soldier measurements; distribution. New Guinea: New Ireland.
- Bourguignon and Roisin, 2011: 62–64, figs. 10–15, 31 • *Coptotermes remotus*; synonymy; imago, soldier described and figured; key; termitophiles; distribution. Indonesia: Papua; Papua New Guinea.

🌐 DISTRIBUTION: Papuan Region—Palau; Papua New Guinea: New Ireland.

***Coptotermes sepangensis* Krishna, 1956**

***Coptotermes sepangensis* Krishna, 1956: 1–4 (soldier, worker), fig. 1 [synonym of *travians* fide Emerson, file card (unpublished)].**

TYPE DATA: Holotype: AMNH soldier. Paratypes: AMNH workers, AMNH soldiers [not type locality], BMNH soldiers, workers, FRI soldiers, workers.

TYPE LOCALITY: Malaysia: Sepang.

- Ahmad, 1958: 66 • *Coptotermes sepangensis*; key.
- Mathur and Chhotani, 1969: 4, 5 • *Coptotermes sepangensis*; comparisons.
- Morimoto, 1975c: 52, fig. 12 • *Coptotermes sepangensis*; key; soldier figured; distribution.
- Thapa, 1982: 83–85, pl. 28 • *Coptotermes sepangensis*; soldier described and figured; synonymy; key. Malaysia.
- Chhotani, 1984: 118 • *Coptotermes sepangensis*; listed; castes known; distribution. Malaysia.
- Tho, 1992: 57–58, 197, fig. 18A • *Coptotermes sepangensis*; soldier described and figured. Malaysia.

- Eggleton et al., 1998a: 119–128 • *Coptotermes sepangensis*; checklist; feeding; nest; ecology. Malaysia: Sabah.
- Eggleton et al., 1999b: 1795, table 1 • *Coptotermes sepangensis*; checklist; ecology; feeding and nesting groups; distribution. Malaysia: Sabah.
- Gathorne-Hardy et al., 2001: 391 • *Coptotermes sepangensis*; checklist; ecology; distribution. Indonesia: Sumatra.
- Ahmad and Akhtar, 2002: 14 • *Coptotermes sepangensis*; catalog. Malaysia: Mainland, Sarawak.
- Jones and Prasetyo, 2002: 121, table 1 • *Coptotermes sepangensis*; checklist; ecology; feeding and nesting groups; distribution. Indonesia: Kalimantan.
- Yu et al., 2002: 3, 6–7, fig. 2 • *Coptotermes sepangensis*; key; soldier described and figured. China: Shenzhen: intercepted.
- Gathorne-Hardy, 2004: 116 • *Coptotermes sepangensis*; checklist; distribution. Malaysia: Sabah; Indonesia: Kalimantan, Sumatra.
- Maiti, 2006: 78–79, fig. 45 • *Coptotermes sepangensis*; key; synonymy; soldier described and figured; distribution. Malaysia: Mainland, Sabah.
- Yeap et al., 2009: 1077–1090 • *Coptotermes sepangensis*; mitochondrial DNA; phylogeny.
- Zhang et al., 2010: 93–98 • *Coptotermes sepangensis*; 16S rRNA; molecular phylogeny.

Coptotermes alfredi Mathur and Thapa, 1962a: 19 [**nomen nudum**; Krishna MS name published by Mathur and Thapa, 1962 and incorrectly credited to Krishna by them].

🌐 DISTRIBUTION: Oriental Region—Indonesia: Kalimantan, Sumatra; Malaysia: Mainland, Sabah.

Coptotermes shanghaiensis Xia and He, 1986

Coptotermes (Polycrinitermes) shanghaiensis Xia and He, 1986: 161–162, 178 (imago, soldier), figs. 7–15 [subgenus name unavailable].

TYPE DATA: Holotype: SIES 09003454 ?soldier [no mention of which caste is the type]. Paratypes: SIES imagoes, soldiers, workers.

TYPE LOCALITY: China: Shanghai.

- Huang et al., 1989: 247–249, fig. 153 • *Coptotermes (Polycrinitermes [unavailable]) shanghaiensis*; imago, soldier described and figured; key. China: Shanghai.
- Gao et al., 1992a: 43 • *Coptotermes shanghaiensis*; checklist; distribution. China: Shanghai, Zhejiang.
- Hua, 2000: 24 • *Coptotermes shanghaiensis*; listed. China: Jiangsu, Zhejiang.
- Huang et al., 2000: 334–336, fig. 151 • *Coptotermes (Polycrinitermes [unavailable]) shanghaiensis*; imago, soldier described and figured; key. China.
- Ahmad and Akhtar, 2002: 14 • *Coptotermes shanghaiensis*; catalog. China.

🌐 DISTRIBUTION: Oriental Region—China: Jiangsu, Shanghai, Zhejiang.

Coptotermes silvaticus Harris, 1968

Coptotermes silvaticus Harris, 1968a: 236–238 (soldier), fig. 1a.

TYPE DATA: Holotype: RGMC No. 1145 soldier. Paratypes: RGMC soldiers, workers, BMNH soldiers, workers, AMNH soldiers, workers.

TYPE LOCALITY: Gabon: Belinga, 70 km ENE Makokou.

- Bouillon and Mathot, 1971: 8, table: no. 61 • *Coptotermes silvaticus*; catalog; measurements; distribution. Gabon.
- Mathot, 1974: 22 • *Coptotermes silvaticus*; collection catalog; types listed.

🌐 DISTRIBUTION: Ethiopian Region—Gabon.

***Coptotermes sinabangensis* Oshima, 1923**

***Coptotermes sinabangensis* Oshima, 1923: 7–8 (soldier), fig. 3 [synonym of *curvignathus* fide Emerson card (unpublished)].**

TYPE DATA: Syntypes: RMNH soldiers, AMNH soldiers [incorrectly labeled as paralectotypes by Emerson, unpublished card catalog].

TYPE LOCALITY: Indonesia: Sumatra, Simalur, Sinabang.

- Snyder, 1949a: 82 • *Coptotermes sinabangensis*; catalog; reference list. Indonesia: Sumatra.
- Ahmad, 1958: 64 • *Coptotermes sinabangensis*; key.
- Roonwal and Chhotani, 1960c: 127 • *Coptotermes sinabangensis*; tibial spur formula.
- Harris, 1961a: 95 • *Coptotermes sinabangensis*; damage.
- Mathur and Thapa, 1962a: 23 • *Coptotermes sinabangensis*; collection catalog. Malaya.
- Chhotani, 1984: 118 • *Coptotermes sinabangensis*; listed; castes known; distribution. Indonesia.
- Xia and He, 1986: 168 • *Coptotermes (Polycrinitermes [unavailable]) sinabangensis*; comparisons.
- Tho, 1992: 60, 198, 205 • *Coptotermes sinabangensis*; listed.
- Ahmad and Akhtar, 2002: 14 • *Coptotermes sinabangensis*; catalog. Indonesia: Sumatra; Malaysia: Mainland.
- Gathorne-Hardy, 2004: 116 • *Coptotermes sinabangensis*; checklist; distribution. Malaysia: Mainland. Indonesia: Sumatra.
- Maiti, 2006: 79, fig. 46 • *Coptotermes sinabangensis*; key; synonymy; soldier described and figured; distribution. Indonesia: Sumatra; Malaysia.

🌐 DISTRIBUTION: Oriental Region—Indonesia: Sumatra; Malaysia: Mainland.

***Coptotermes sjostedti* Holmgren, 1911**

***Coptotermes sjostedti* Holmgren, 1911a: 74 [described as “*Sjostedti*”; *nom. nov.* for soldiers and workers only, which were misidentified by Sjöstedt, 1900 as *Eutermes lateralis* (Walker)].**

TYPE DATA: Syntypes: NHRM soldiers, workers (Cameroon: Bonge), NHRM soldiers (Cameroon: Cape Debubdscha), AMNH soldier (Cameroon: Bonge).

TYPE LOCALITIES: Cameroon (Kamerun): Bonge, Cape Debubdscha.

- Sjöstedt, 1900a: 71, 78, 165, 218, 220, 235, pl. 5: figs. E6–E8 • *Eutermes lateralis* [misidentification]; soldier, worker descriptions and figures only; distribution. [Cameroon only; not Sierra Leone].
- Sjöstedt, 1904: 36, 47, 115 • *Eutermes lateralis* [misidentification]; key; distribution.
- Sjöstedt, 1905: 15 • *Eutermes lateralis* [misidentification]; locality. Congo-Zaire.
- Bugnion and Popoff, 1910a: 121 • *Coptotermes lateralis*; listed.
- Holmgren, 1911a: 73 • *Coptotermes Sjostedti*; listed. Africa.
- Silvestri, 1912a: 220 • *Coptotermes Sjostedti*; synonymy; soldier, worker described. Principe Island.
- Rosen, 1912: 222 • *Coptotermes Sjostedti*; imago described. Mozambique.
- Sjöstedt, 1914b: 4 • *Eutermes (Coptotermes) Sjostedti*; locality; new combination. Nigeria.
- Silvestri, 1914a: 9 • *Coptotermes Sjostedti*; listed; locality. Cameroon; Ghana; Nigeria [Guinea locality not *sjostedti* fide Emerson].
- Hegg, 1922: 364, 603, 684 • *Coptotermes Sjostedti*; biology; reference list; distribution.
- Sjöstedt, 1926d: 56, 57, pl. 2: fig. I • *Coptotermes Sjostedti*; soldier figured; reference list; key; biology; locality. Cameroon; Congo-Zaire; Guinea; Mozambique; Nigeria; Principe Island; Tanzania; *Coptotermes sjostedti*; var. *subintacta* [part]; reference list; key; biology; remarks; locality. [Congo-Zaire only].

- Emerson, 1928b: 424, fig. 2 • *Coptotermes sjöstedti*; soldier described and figured. Cameroon. *Coptotermes sjöstedti* var. *subintacta*; remarks [identification doubtful, probably *sjöstedti*].
- Grassé, 1936: 274–277, figs. 5–8 • *Coptotermes sjöstedti*; soldier figured; biology; damage; distribution. Mozambique; Senegal to South Congo; South West Africa.
- Harris, 1936: 362 • *Coptotermes sjöstedti*; distribution. Tanzania.
- Grassé, 1937a: 26–28, pl. 1: figs. 1, 3, pl. 3: fig. 1 • *Coptotermes sjöstedti*; biology; damage; distribution. Guinea; Ivory Coast.
- Harris, 1941: 202 • *Coptotermes Sjostedti*; distribution.
- Snyder, 1949a: 82 • *Coptotermes sjöstedti*; catalog; reference list. Cameroon; Congo-Zaire; Ghana; Guinea; Ivory Coast; Mozambique; Nigeria; Príncipe Island; Tanzania.
- Harris, 1956a: 928 • *Coptotermes sjöstedti*; locality. Cameroon.
- Weidner, 1956b: 60–61 • *Coptotermes sjöstedti*; synonymy; soldier characters; locality. Angola.
- Grassé and Noirot, 1958b: 4, 10 • *Coptotermes sjöstedti*; ecology.
- Vittal, 1959: 44, table 1 • *Coptotermes jostedti* [sic]; protozoa.
- Roonwal and Chhotani, 1960c: 127 • *Coptotermes sjöstedti*; tibial spur formula.
- Harris, 1961a: 91, 105, 107, 156, 162 • *Coptotermes sjostedti*; damage; distribution.
- Webb, 1961: fig. 8 • *Coptotermes sjöstedti*; soldier figured.
- Mathur and Thapa, 1962a: 24 • *Coptotermes sjöstedti* [sic]; collection catalog. Congo.
- Harris, 1963c: 4, 6–8, 31, 39, figs. 1–4 • *Coptotermes sjöstedti*; imago described and figured; ecology; locality. Congo-Zaire.
- Springhetti, 1964b: 213 • *Coptotermes sjöstedti*; seminal vesicles.
- Springhetti and Oddone, 1964: 143, 148, 150, 151, figs. 5, 6 • *Coptotermes sjöstedti*; male reproductive organs.
- Bouillon and Mathot, 1965: 74, 75, pl. 5: fig. 6a • *Coptotermes sjöstedti*; soldier figured.
- Harris, 1966d: 161, 168–169, 170, figs. 1, 2E, 3B • *Coptotermes sjostedti*; synonymy; imago, soldier described and figured; key; biology; protozoa; distribution. Angola; Cameroon; Congo-Zaire; Ghana; Guinea; Ivory Coast; Nigeria; Príncipe Island; Senegal; Sierra Leone; Tanzania; Uganda.
- Roy-Noël, 1966a: 146–155, figs. 1–3 • *Coptotermes sjoestedti* [sic]; soldier figured; measurements; discussion on synonymy.
- Roy-Noël, 1966b: 217, 219, 220 • *Coptotermes sjoestedti* [sic]; measurements.
- Roy-Noël, 1968: 281, 284 • *Coptotermes sjoestedti* [sic]; nest described.
- Harris, 1968a: 236, 237, 238 • *Coptotermes sjöstedti*; key; comparisons; distribution. Congo-Zaire; West Africa.
- Harris, 1968c: 2, 11, fig. 5 • *Coptotermes sjostedti*; soldier figured; biology; locality. Sudan.
- Bouillon and Mathot, 1971: 8, table: no. 62 • *Coptotermes sjöstedti*; catalog; synonymy; measurements; distribution. Angola; Cameroon; Congo-Zaire; Ghana; Guinea; Ivory Coast; Mozambique; Nigeria; Senegal; Sierra Leone; Somalia; Sudan; São Tomé and Príncipe; Tanzania; Uganda.
- Roy-Noël, 1972: 203, tables 1, 3 • *Coptotermes sjoestedti* [sic]; biology; ecology; distributon. Senegal; tropical Africa.
- Weidner, 1974: 16 • *Coptotermes sjoestedti* [sic]; locality. Angola.
- Roy-Noël, 1974b: 526–609 • *Coptotermes sjoestedti* [sic]; biology; ecology; distributon. Angola; Cameroon; Congo-Zaire; Ghana; Guinea; Ivory Coast; Nigeria; Senegal; Sierra Leone; Tanzania; Uganda.
- Williams, 1977: 122 • *Coptotermes sjoestedti* [sic]; pest; ecology; distribution by vegetation zones.
- Bayode, 1979: 162, 164, 165 • *Coptotermes sjöstedti*; distribution; habitat; damage. Nigeria.
- Johnson et al., 1980: 51 • *Coptotermes sjoestedti* [sic]; checklist; biology; distribution. Nigeria.
- Medler, 1980: 54 • *Coptotermes sjostedti*; checklist. Nigeria.
- Bain and Jenkin, 1983: 368 • *Coptotermes sjoestedti* [sic]; listed. New Zealand: interception.
- Prestwich, 1984a: table 1 • *Coptotermes sjostedti*; checklist; ecology; defense mode; chemicals; distribution.
- Wanyonyi et al., 1984: 3 • *Coptotermes sjöstedti*; checklist; distribution. Tanzania.

- Eggleton et al., 1995: 85–98 • *Coptotermes sjoestedti* [sic]; checklist; ecology. Cameroon.
- Noiroto, 1995b: 197–226 • *Coptotermes sjoestedti*; gut morphology.
- Eggleton et al., 1996: 51–68 • *Coptotermes sjoestedti* [sic]; checklist; feeding; ecology. Cameroon.
- Sands, 1998: 69 • *Coptotermes sjoestedti*; locality. Gambia; Ghana; Uganda.
- Dibog et al., 1999: 125–132 • *Coptotermes sjoestedti* [sic]; checklist; ecology. Cameroon.
- Yu et al., 2002: 4, 7–8 • *Coptotermes sjoestedti*; key; remarks. China: Shenzhen: intercepted.
- Scheffrahn et al., 2004: 872–876 • *Coptotermes sjoestedti*; 16S rRNA sequences; phylogeny; distribution. Guadeloupe: introduced.
- Szalanski et al., 2004a: 145–151 • *Coptotermes sjoestedti*; 16S rRNA sequences.
- Maiti, 2006: 80–81, fig. 47 • *Coptotermes sjoestedti*; key; synonymy; imago, soldier described and figured; distribution. Angola; Cameroon; Congo-Zaire; Ghana; Guinea; Ivory Coast; Nigeria; Príncipe Island; Senegan [sic]; Sierra Leone; Uganda [imago description repeated from Harris 1966].
- Ndiaye and Han, 2006: 60 • *Coptotermes sjoestedti* [sic]; checklist; pest; distribution. Senegal.
- Zhang et al., 2010: 93–98 • *Coptotermes sjoestedti*; 16S rRNA; molecular phylogeny.

Termes arda Fabricius, 1781: 397 (imago) [Fabricius, 1781: 397 described a species, *Termes arda*. At the time, there was already a *Termes arda* described by Forskal, 1775: 96, making *Termes arda* Fabricius a primary homonym of *Termes arda* Forskal and requiring a replacement name for *arda* Fabricius. (Why Fabricius used the name *arda*, when he must have known there already was a species by that name, is a mystery.) Emerson in 1957 examined Fabricius' types at the Zoological Museum, Copenhagen, and concluded that Fabricius' "type series" of *Termes arda* was a mixed lot, consisting of four imagoes, three of which he identified as *Coptotermes sjoestedti* Holmgren, and one of which he identified as *Reticuliteres lucifugus* (Rossi) (unpublished notes). In his 1781 paper, Fabricius gave the locality of his *Termes arda* as "Africa aequinoctiali," and in a 1793 paper, he refers to the locality as Sierra Leone. Emerson further maintained that Fabricius' description of *arda* matches *Coptotermes sjoestedti*, rather than *Reticuliteres lucifugus*, which does not occur in Equatorial Africa, and selected and labeled a lectotype of *arda* Fabricius from the specimens which matched the description of *sjoestedti* (confirmed in litt. by N.M. Andersen). Since a replacement name is required for *arda* Fabricius, we hereby select the next available name, *sjoestedti*. We also publish here, for the sake of stability, the selection of the lectotype as labeled by Emerson, present in the Zoological Museum, Copenhagen].

TYPE DATA: Lectotype: UZM imago. Paralectotypes: UZM imagoes.

LECTOTYPE DESIGNATION: Krishna et al., this work: **Lectotype selected.**

TYPE LOCALITY: Africa aequinoctiali: Sierra Leone.

- Fabricius, 1781: 397 • *Termes arda*; characters.
- Fabricius, 1787: 248 • *Termes arda*; characters.
- Gmelin, 1790: 2913 • *Termes arda*; description; locality. Africa aequinoctiali.
- Fabricius, 1793: 90 • *Termes arda*; imago, soldier described; locality. Sierra Leone.
- Turton, 1802: 694 • *Termes arda*; English translation of Gmelin 1790; description; locality. Sierra Leone.
- Snyder, 1949a: 156 • *Termes arda*; included in *Cubitermes atrox*.
- Zimsen, 1964: 613 • *Termes arda*; Fabricius types listed; locality. Africa aequinoctialis.

Coptotermes sjoestedti modica Silvestri, 1914a: 9 (soldier), fig. 3.

TYPE DATA: Syntypes: IEA soldier.

TYPE LOCALITY: Ghana [Gold Coast]: Aburi .

- Hegg, 1922: 364, 684 • *Coptotermes sjostedti* var. *modica*; biology; reference list; distribution.
- Sjöstedt, 1926d: 56, 57 • *Coptotermes sjostedti* var. *modica*; reference list; key; biology; locality. Ghana; Cameroon.
- Snyder, 1949a: 83 • *Coptotermes sjostedti* var. *modica*; as a synonym of var. *subintacta*.
- Harris, 1966d: 161, 169, 170 • *Coptotermes sjostedti* var. *modica*; synonymy.
- Roy-Noël, 1966a: 150, 154 • *Coptotermes sjostedti* var. *modica*; validity questioned.
- Harris, 1968a: 237 • *Coptotermes sjostedti* var. *modica*; distribution. Ghana.
- Bouillon and Mathot, 1971: 8 • *Coptotermes sjostedti* var. *modica*; synonymized with *sjostedti*.

🌐 DISTRIBUTION: Ethiopian Region—Angola; Cameroon; Congo-Zaire; Gambia; Ghana; Guinea; Ivory Coast; Mozambique; Nigeria; Senegal; Sierra Leone; Somalia; Sudan; São Tomé and Príncipe; Tanzania; Uganda. ♦ Neotropical Region—Guadeloupe: introduced.

†*Coptotermes sucineus* Emerson, 1971

†*Coptotermes sucineus* Emerson, 1971: 270–272 (imago), figs. 3b–e.

TYPE DATA: Holotype: MPUC No. MP 12679B ♂ imago (Upper Oligocene or Lower Miocene, ex amber = paratype of *Heterotermes primaevus*. Paratypes: MPUC No. 12637 imago [not type locality], USNM ex No. MP 12680 imago (transferred to USNM from MPUC), MPUC No. B-8413-128b imago wings and fragments [not type locality], MPUC No. MP 12808 imagoes (wings) [not type locality].

TYPE LOCALITY: Mexico: Chiapas, Locality B-5103, near base of W edge of Las Cruces landslide on S slope near SE end of Nichcalan or Cerro Balumtan Ridge, 6.8 km SE of ranch house of Rancho Santo Domingo, 23 km SE Simojovel [18°14'N, 92°40'W].

- Poinar, 1992: 104 • *Coptotermes sucineus*; listed. Mexican amber.
- Spahr, 1992: 31–32 • *Coptotermes sucineus*; synonymy; fossil taxa.
- Nel and Paicheler, 1993: 160 • *Coptotermes sucineus*; type data; paleontology; distribution.
- Engel, 2004: 183 • *Coptotermes sucineus*; checklist. Mexican amber.
- Fontes and Vulcano, 2004: 353 • *Coptotermes sucineus*; fossil catalog. New World.

🌐 DISTRIBUTION: Neotropical Region—Mexico: Chiapas.

* FOSSIL RECORD: Cenozoic–Neogene: Miocene.

Coptotermes suzhouensis Xia and He, 1986

Coptotermes (*Polycrinitermes*) *suzhouensis* Xia and He, 1986: 167–169, 180 (imago, soldier), figs. 57–65 [subgenus name unavailable].

TYPE DATA: Holotype: SIES 09001853 ?soldier [no mention of which caste is the type]. Paratypes: SIES imagoes, soldiers, workers.

TYPE LOCALITY: China: Jiangsu Province: Suzhou County.

- Gao et al., 1982b: 138 • *Coptotermes suzhouensis*; distribution. China: Jiangsu.
- Xia and He, 1986: 157 • *Coptotermes* (*Polycrinitermes* [unavailable]) *suzhouensis*; key.
- Huang et al., 1989: 244–245, fig. 150 • *Coptotermes* (*Polycrinitermes* [unavailable]) *suzhouensis*; imago, soldier described and figured; key. China: Jiangsu.
- Gao et al., 1992a: 43 • *Coptotermes suzhouensis*; checklist; distribution. China: Jiangsu.
- Hua, 2000: 24 • *Coptotermes suzhouensis*; listed. China: Jiangsu.
- Huang et al., 2000: 336–338, fig. 152 • *Coptotermes* (*Polycrinitermes* [unavailable]) *suzhouensis*; imago, soldier described and figured; key. China [incorrectly cited as *comb. nov.*].
- Ahmad and Akhtar, 2002: 14 • *Coptotermes suzhouensis*; catalog. China.

Coptotermes xianrendongensis Ping and Xu, 1993: 432–433, 442 (soldier), fig. 2.

TYPE DATA: Holotype: GIEC I. no. E 11695 soldier. Paratypes: GIEC soldiers, workers.

TYPE LOCALITY: China: Guangdong Province: Shixing County: Xianrendong of Chebaling.

- Huang et al., 2000: 336 • *Coptotermes* (*Polycrinitermes* [unavailable]) *xianrendongensis*; synonymized with *suzhouensis*.
- Ahmad and Akhtar, 2002: 15 • *Coptotermes xianrendongensis*; catalog. China.

Coptotermes (*Polycrinitermes*) *anglefontanalis* Gao, Lau, and He, 1995: 1–5 (soldier), fig. 1 [subgenus name unavailable].

TYPE DATA: Holotype: SIES soldier. Paratypes: SIES soldiers, workers, NITN soldiers, workers.

TYPE LOCALITY: China: Hong Kong: New Territories: Lui Kung Tin.

- Gao, 1995a: 2 • *Coptotermes* (*Polycrinitermes* [unavailable]) *anglefontanalis* sp. nov.; nomen nudum; checklist. China: Hong Kong.
- Gao et al., 1996: 68, fig. 7. 10 • *Coptotermes anglefontanalis*; soldier described and figured; key. China: Hong Kong.
- Huang et al., 2000: 336 • *Coptotermes* (*Polycrinitermes* [unavailable]) *anglefontanalis*; synonymized with *suzhouensis*.
- Ahmad and Akhtar, 2002: 12 • *Coptotermes anglefontanalis*; catalog. China.

🌐 DISTRIBUTION: Oriental Region—China: Guangdong, Hong Kong, Jiangsu.

Coptotermes testaceus (Linnaeus, 1758)

Hemerobius testaceus Linnaeus, 1758: 550 (imago).

TYPE DATA: Holotype (depository unknown): imago [holotype almost certainly lost].

TYPE LOCALITY: “America” (Hagen, 1858c indicated Suriname).

- Linné [Linnaeus], 1767: 912 • *Hemerobius testaceus*; description; locality. “America.”
- De Geer, 1773: 567 • *Hemobrobios testaceus*; cited in synonymy with *Perla fusca*.
- Latreille, 1794: 84 • *Hemobrobios testaceus*; characters; cited in synonymy with *Perla fusca*.
- Latreille, 1804: 59 • *Hemobrobios testaceus* Linnaeus; cited in synonymy with *Termes fuscum* following De Geer, 1773.
- Latreille, 1805: 68–69 • *Hemerobius testaceus*; cited in synonymy with *Termes fuscum* following De Geer, 1773; locality. Cayenne.
- Latreille, 1819: 93 • *Hemobrobios testaceus* Linnaeus; cited in synonymy with *Termes fuscum* following De Geer, 1773.
- Burmeister, 1839: 767 • *Termes testaceus*; synonymy; imago described; new combination.
- Walker, 1853: 506, 513–514 • *Termes testaceus* [part]; imago described; synonymy; distribution. [Brazil only, not Honduras]. *Termes nasutus* [misidentification] imago described; distribution. Suriname.
- Hagen, 1855: 96, 272, 276–277, 280, 282–283, 287, 289, 291, 295, 297, 306 • *Hemerobius testaceus*; also as *Termes testaceus*; history.
- Hagen, 1858c: 198–200; pl. 2: fig. 12, pl. 3: fig. 28 • *Termes* (*Eutermes*) *testaceus*; imago described and figured; synonymy; distribution. Brazil; Chile; French Guiana; Guyana; Suriname; Venezuela.
- Hagen, 1858b: 27 • *Termes* (*Entermes* [sic]) *testaceus*; imago described; synonymy; distribution. Brazil; Chile; French Guiana; Guyana; Suriname; Venezuela.
- Hagen, 1860b: 108 • *Termes testaceus*; listed.
- Hagen, 1861b: 300 • *Termes testaceus*; synonymy; distribution. Brazil; Chile; French Guiana; Guyana; Suriname; Venezuela.
- Berg, 1880: 15 • *Eutermes testaceus*; listed; new combination.

- Redtenbacher, 1886: 183 • *Termes testaceus*; wing venation.
- Czerwinski, 1901: 6 • *Eutermes testaceus*; collection catalog. French Guiana.
- Desneux, 1904b: 34 • *Termes (Coptotermes) testaceus*; reference list; synonymy. Brazil; Guyana.
- Holmgren, 1906: 668 • *Coptotermes testaceus*; distribution; new combination. Brazil.
- Bugnion and Popoff, 1910a: 121 • *Coptotermes testaceus*; listed.
- Holmgren, 1911a: 73 • *Coptotermes testaceus*; listed. South America.
- Desneux, 1915: 7 • *Coptotermes testaceus*; reference list; locality. French Guiana; Middle America.
- Fuller, 1924c: 360 • *Termes testaceus*; listed.
- Emerson, 1925: 294 • *Coptotermes testaceus*; remarks.
- Pongrácz, 1926: 25 • *Termes testaceus*; discussion.
- Kemner, 1934a: 24 • *Hemerobius testaceus*; discussion.
- Wheeler, 1936: 189 • *Coptotermes testaceus*; listed.
- Adamson, 1937: 141, 142, 143, 144, 146 • *Coptotermes testaceus*; synonymy; listed; biology; damage; distribution. Trinidad.
- Adamson, 1938: 220, 221, 222, 223, 224 • *Coptotermes testaceus*; damage; distribution. Barbados; Grenada; Trinidad and Tobago.
- Adamson, 1940a: 12, 14 • *Coptotermes testaceus*; listed; distribution. Trinidad and Tobago.
- Adamson, 1941: 413 • *Coptotermes testaceus*; laboratory rearing.
- Adamson, 1946: 221, 222–223 • *Coptotermes testaceus*; damage; distribution. Trinidad and Tobago.
- Snyder, 1949a: 83 • *Coptotermes testaceus*; catalog; reference list; synonymy. South America; Trinidad and Tobago.
- Adamson, 1949: 53 • *Coptotermes testaceus*; listed; distribution. Lesser Antilles: Grenada.
- Snyder, 1956b: 190, 194, 195, 198, 200 • *Coptotermes testaceus*; key; distribution. Trinidad and Tobago.
- Araujo, 1958a: 194 • *Coptotermes testaceus*; distribution.
- Snyder, 1959a: 318, 319, 320 • *Coptotermes testaceus*; key; distribution. Venezuela.
- Roonwal and Chhotani, 1960c: 127 • *Coptotermes testaceus*; tibial spur formula.
- Van Dinther, 1960: 23, fig. 5B • *Coptotermes testaceus*; soldier figured; damage; distribution. Suriname.
- Harris, 1961a: 52, 89, 105, 156, 161, 162 • *Coptotermes testaceus*; damage; distribution.
- Mathur and Thapa, 1962a: 24 • *Coptotermes testaceus*; collection catalog. Brazil; Trinidad and Tobago.
- Dourojeanni, 1964: 83 • *Coptotermes testaceus*; synonymy; biology; damage; host; distribution.
- Mumford, 1965: 16 • *Coptotermes testaceus*; interception. USA: Florida.
- Guzmán, 1966: 6–7 • *Coptotermes testaceus*; synonymy; distribution.
- Gay, 1967: 13, 34, 79, fig. 21 • *Coptotermes testaceus*; imago, soldier described and figured; distribution; intercepted in Barbados.
- Araujo, 1970d: 543–544 • *Coptotermes testaceus*; biology; damage; distribution.
- Roonwal and Rathore, 1976: 165, 166 • *Coptotermes testaceus*; synonymy; soldier measurements; distribution. Brazil.
- Araujo, 1977c: 25 • *Coptotermes testaceus*; catalog; synonymy. ?Argentina; Bahamas; ?Barbados; Bolivia; Brazil; ?Chile; Cuba; Dominican Republic; Guadelupe; French Guiana; Guiana; Haiti; Jamaica; Montserrat; Panama; Puerto Rico; Suriname; Venezuela; Trinidad and Tobago.
- Mathews, 1977: 87–90, figs. 26–30 • *Coptotermes testaceus*; imago, soldier described and figured. Brazil.
- Mathot, 1978: 59 • *Coptotermes testaceus*; collection catalog; types of *marabitanas* listed.
- Roonwal et al., 1979b: 341, 347, figs. 10M–O, pl. 3 • *Coptotermes testaceus*; wing microsculpturing.
- Blum et al., 1982: 731–733 • *Coptotermes testaceus*; defensive secretions.
- Mill, 1983c: 413–418 • *Coptotermes testaceus*; chemical defense.
- Roonwal, 1983b: pl. 1: fig. 1 • *Coptotermes testaceus*; wing surfaces figured.
- Salick et al., 1983: 1–7 • *Coptotermes testaceus*; ecology; rainforest. Brazil.

- Prestwich, 1984a: table 1 • *Coptotermes testaceus*; checklist; ecology; defense mode; chemicals; distribution.
- Bandeira, 1990: 225–241, table 1 • *Coptotermes testaceus*; ecology; distribution.
- Constantino, 1991c: 191 • *Coptotermes testaceus*; biology; locality. Brazil: Amazonia State.
- Constantino and Canello, 1993: 402 • *Coptotermes testaceus*; distribution. Brazil: Amazonia.
- Scheffrahn et al., 1994: 218, 224, 225, 232 • *Coptotermes testaceus*; distribution. Grenada; Trinidad and Tobago.
- Constantino, 1998b: 156 • *Coptotermes testaceus*; catalog; synonymy. Amazonia; Grenada; Guianas; Panama; Trinidad and Tobago.
- Fontes, 1998: 330 • *Coptotermes testaceus*; catalog; distribution. Brazil.
- Sands, 1998: 69, 326, fig. 51 • *Coptotermes testaceus*; worker pronotum figured; locality. Brazil.
- Constantino, 1999a: figs. 29, 30 • *Coptotermes testaceus*; soldier figured.
- Eggleton et al., 1999a: 687 • *Coptotermes testaceus*; checklist. Guyana.
- Issa, 2000: 380 • *Coptotermes testaceus*; checklist; distribution. Venezuela.
- Constantino and Dianese, 2001: 325 • *Coptotermes testaceus*; checklist; biology; ecology; damage; distribution. Brazil: Brasilia.
- Constantino, 2002c: 357, table 2 • *Coptotermes testaceus*; checklist; damage; distribution. Bolivia; Brazil; Colombia; Ecuador; Guianas; Peru; Trinidad; Venezuela.
- Constantino, 2002a: figs. 41–42 • *Coptotermes testaceus*; soldier figured.
- Davies, 2002: 241 • *Coptotermes testaceus*; checklist; ecology; feeding groups; distribution. French Guiana.
- Milano and Fontes, 2002: 41 • *Coptotermes testaceus*; distribution. Brazil.
- Davies et al., 2003a: 522 • *Coptotermes testaceus*; checklist; ecology; feeding groups; distribution. French Guiana.
- Scheffrahn et al., 2003b: 33–38 • *Coptotermes testaceus*; distribution. Trinidad and Tobago.
- Amaral-Castro et al., 2004: 720, table 1 • *Coptotermes testaceus*; damage; *Eucalyptus*; distribution. Brazil: Minas Gerais.
- Lo et al., 2004: 365–371 • *Coptotermes testaceus*; phylogeny; COI, COII, 16S rRNA sequences.
- Scheffrahn et al., 2004: 872–876 • *Coptotermes testaceus*; 16S rRNA sequences; phylogeny.
- Szalanski et al., 2004a: 145–151 • *Coptotermes testaceus*; 16S rRNA sequences.
- Scheffrahn et al., 2005c: 550, table 1 • *Coptotermes testaceus*; checklist; distribution. Nicaragua.
- Vasconcellos et al., 2005: 127–131 • *Coptotermes testaceus*; checklist; diversity; feeding groups; distribution. Brazil.
- Maiti, 2006: 82–83, fig. 48 • *Coptotermes testaceus*; key; synonymy; imago, soldier described and figured; distribution. Argentina; Bahamas: introduced; Barbados; Bolivia [sic]; Brazil; Chile; Cuba; Dominican Republic; Ecuador[sic]; French Guiana; Guadelupe [sic]; Guyana; Haiti; Jamaica; Montserrat [sic]; Panama; Puerto Rico; Suriname; Tobago; Trinidad; Venezuela.
- Zhang et al., 2010: 93–98 • *Coptotermes testaceus*; 16S rRNA; molecular phylogeny.

Perla fusca De Geer, 1773: 567 (imago), pl. 27: figs. 4, 5 [*Hemerobius testaceus* Linnaeus (1767, 12th Edition, p. 912) cited in synonymy].

TYPE DATA: Syntype (depository unknown): imago [almost certainly lost].

TYPE LOCALITY: Suriname.

- De Geer, 1780: 367 • *Perla fusca*; German translation of De Geer, 1773.
- De Geer, 1783b: 200 • *Perlam fuscum*; Latin translation of De Geer, 1773.
- Latreille, 1804: 59 • *Termes fuscum* [“Termès Brun”]; description; *Hemerobius testaceus* Linnaeus cited in synonymy with *Termes fuscum*, following De Geer, 1773.
- Latreille, 1819: 93 • *Termes fuscum* [“Termès Brun”]; description; *Hemerobius testaceus* Linnaeus cited in synonymy with *Termes fuscum*, following De Geer, 1773.
- Hagen, 1855: 272, 276–277, 280, 282–283, 287, 289, 291, 295, 297, 306] (*Perla fusca*; discussion).
- Hagen, 1858c: 198 • *Perla fusca*; synonymized with *testaceus*.

Termes morio Fabricius, 1793: 90 (imago).

TYPE DATA: Syntypes: ZMUC imago ♀.

TYPE LOCALITY: French Guyana: Cayenne.

- Fabricius, 1793: 90 • *Termes Morio*; synonymy; description; locality. French Guyana: Cayenne.
- Turton, 1802: 694 • *Termes morio*; description; locality. Cayenne.
- Blanchard, 1840: 47 • *Termes morio*; imago characters. French Guiana.
- Rambur, 1842: 305 • *Termes morio*; imago described; synonymy.
- Erichson, 1848: 583 • *Termes morio*; locality. Guyana.
- Hagen, 1855: 272, 276, 277, 280, 282–283, 287, 289, 291, 295, 297, 306 • *Termes morio*; *Eutermes morio*; discussion.
- Pictet-Baraban and Hagen, 1856: 48–49 • *Termes morio*; discussion.
- Hagen, 1858c: 198 • *Termes morio*; synonymized with *testaceus*.
- Hagen, 1862a: 86 • *Termes morio* Fabr.; discussion.
- Girard, 1879: 291 • *Termes Morio*; discussion.
- Zimsen, 1964: 613 • *Termes morio*; Fabricius types listed; identified as *C. testaceus* by Emerson.

Termes (Eutermes) marabitanas Hagen, 1858c: 191–193 (imago, soldier), pl. 1: fig. 4, pl. 3: fig. 25 [described as “*Marabitanas*”].

TYPE DATA: Syntypes: NHMW imagoes, soldiers, MCZ No. 207?

TYPE LOCALITY: Brazil: Rio Negro, St. Jose de Marabitanas.

- Hagen, 1858b: 26 • *Termes (Entermes [sic]) Marabitanas*; imago described; synonymy; distribution. Brazil.
- Hagen, 1861b: 300 • *Termes marabitanas*; synonymy; distribution. Brazil.
- Silvestri, 1901: 4 • *Coptotermes marabitanas*; new combination.
- Silvestri, 1902a: 5 • *Coptotermes marabitanas*; biology.
- Silvestri, 1903: 46, 115, pl. 2: figs. 70–74 • *Coptotermes Marabitanas*; imago, soldier, worker described; imago, soldier figured; biology. Brazil.
- Desneux, 1904b: 34 • *Termes (Coptotermes) Marabitanas*; reference list. Brazil.
- Holmgren, 1906: 668 • *Coptotermes marabitanas*; distribution. Brazil; Guyana.
- Bugnion and Popoff, 1910a: 121 • *Coptotermes marabitanas*; listed.
- Holmgren, 1911a: 73 • *Coptotermes marabitanus [sic]*; listed. South America.
- Desneux, 1915: 7 • *Coptotermes marabitanas*; reference list. Brazil.
- Banks, 1918: 662 • *Coptotermes marabitanus [sic]*; locality. Panama.
- Emerson, 1925: 306, 344, fig. 37 • *Coptotermes marabitanas*; reference list; imago, soldier described; key. Brazil; Guyana; Panama; Trinidad.
- Snyder, 1926e: 12 • *Coptotermes marabitanus [sic]*; locality. Bolivia.
- Adamson, 1937: 141 • *Termes (Eutermes) marabitanas*; synonymized with *testaceus*.
- Ensaf et al., 2002b: 139–140 • *Coptotermes marabitanas*; soldier described; first record; cited as valid. French Guiana.
- Ensaf et al., 2004: 284 • *Coptotermes marabitanas*; checklist; distribution. French Guiana.

🌐 DISTRIBUTION: Neotropical Region—Argentina; Bahamas; ?Barbados; Bolivia; Brazil: Pará; Chile: Valparaiso; Colombia; Cuba; Dominican Republic; Ecuador; French Guiana; Guadeloupe; Guyana; Haiti; Jamaica; Montserrat; Nicaragua; Panama; Peru; Puerto Rico; Suriname; Tobago; Trinidad; Venezuela.

Coptotermes travians (Haviland, 1898)

Termes (Coptotermes) travians Haviland, 1898: 391–392 (imago, soldier, worker), pl. 22: figs. 19–22.

TYPE DATA: Lectotype: CUMZ No. 573 soldier. Paralectotypes: AMNH imago, soldiers, pseudoworkers, CUMZ No. 573 imago, soldiers, pseudoworkers, nymphs, AMNH soldiers, pseudoworkers, FRI soldiers, pseudoworkers, IARI soldier, pseudoworker, ZIHS imagoes, soldiers, pseudoworkers, NCIP soldier [incorrectly cited as paratype by Ruelle, 1975b], FRI soldier, pseudoworker.

LECTOTYPE DESIGNATION: Kirton and Brown, 2003: 46, 59.

TYPE LOCALITY: Malaysia: Sarawak: Marudi.

- Desneux, 1904b: 34 • *Termes (Coptotermes) travians*; reference list. Malaysia: Borneo; Singapore.
- Holmgren, 1911d: 551, 552 • *Coptotermes travians*; listed; measurements; new combination.
- Holmgren, 1911a: 73 • *Coptotermes travians*; listed. Malaysia: Sarawak; Singapore.
- Holmgren, 1911c: 206 • *Coptotermes travians*; key.
- Holmgren, 1913c: 72–73, pl. 2: fig. 7 • *Coptotermes travians*; imago, soldier, worker described; soldier figured; key; distribution. Malaysia: Mainland, Borneo.
- Bugnion, 1913d: 167 • *Coptotermes travians*; antennal articles. Malaysia: Mainland, Sarawak.
- Oshima, 1914a: 555–557, pl. 9: fig. 2 • *Coptotermes travians*; soldier described. Indonesia: Kalimantan.
- Holmgren, 1914: 236 • *Coptotermes travians*; remarks; locality. Indonesia: Java, Sumatra; Malaysia: Mainland; Singapore.
- John, 1925: 381 • *Coptotermes travians*; remarks; locality. Singapore; Malaysia: Mainland, Sarawak; Indonesia: Java, Sumatra [not all localities = *travians*; see Kirton and Brown, 2003: 45, 47].
- Bathellier, 1927: 135, 136, 137 • *Coptotermes travians*; imago, soldier described.
- Davis, 1929: 60 • *Coptotermes travians*; measurements.
- Light, 1929c: 432, 439 • *Coptotermes travians*; comparisons, inseparable and extremely close to *bornensis*.
- Bonneville, 1936: 27 • *Coptotermes travians*; histology; frontal gland.
- Light, 1937b: 16, 22 • *Coptotermes travians*; distribution. Indonesia: Java.
- Snyder, 1949a: 83 • *Coptotermes travians*; catalog; reference list. India; Indonesia: Java, Kalimantan, Sumatra; Malaysia: Sarawak; Singapore [not all localities = *travians*; see Kirton and Brown, 2003: 45, 47].
- Grassé, 1949: fig. 111B • *Coptotermes travians*; soldier frontal gland figured.
- Lal and Menon, 1953: 27 • *Coptotermes travians*; catalog; systematic and biological reference list. Indonesia: Java, Sumatra, Kalimantan; Malaysia: Sabah, Sarawak; Singapore [Bangladesh, India, Sri Lanka doubtful; Malaysia: Sabah, Sarawak; Singapore; Indonesia: Kalimantan only; see Kirton and Brown, 2003: 45, 47].
- Harris, 1957d: 28 • *Coptotermes travians*; biology. Indonesia: Sumatra; Malaysia; Singapore.
- Ahmad, 1958: 62, 67 • *Coptotermes travians*; key.
- Roonwal, 1959: 512 • *Coptotermes travians*; remarks about synonymy.
- Roonwal and Chhotani, 1960c: 127 • *Coptotermes travians*; tibial spur formula.
- Harris, 1961a: 156, 160 • *Coptotermes travians*; damage; distribution.
- Mathur and Thapa, 1962a: 24 • *Coptotermes travians*; collection catalog. India; Malaysia: Sarawak; Myanmar; Singapore [only Malaysia and Singapore; see Kirton and Brown, 2003: 45, 47].
- Roonwal and Chhotani, 1962b: 7, 8, 9, 10, 17, 38, 61–69, 72, 76, figs. 9 • *Coptotermes travians*; imago, soldier, worker described and figured; synonymy; key; compared with *Coptotermes bornensis*. Bangladesh; India; Indonesia: Borneo, Java, Sumatra; Malaysia; Myanmar; Singapore; Thailand [only Malaysia and Singapore, see Kirton and Brown, 2003: 45, 47].
- Ahmad, 1965: 19 • *Coptotermes travians*; comparisons.

- Harris, 1966a: 12 • *Coptotermes travians*; Haviland's types and type localities listed.
- Morimoto, 1975c: 53, fig. 15 • *Coptotermes travians*; key; soldier figured; distribution.
- Ruelle, 1975b: 5 • *Coptotermes travians*; types listed.
- Maiti, 1979b: 133 • *Coptotermes travians*; distribution. [Malaysia: Mainland, Sarawak; Indonesia: Sumatra; only; see Kirton and Brown, 2003: 45, 47].
- Chhotani, 1984: 118 • *Coptotermes travians*; listed; castes known; distribution. Malaysia, Singapore only [based on distribution; see Kirton and Brown, 2003: 45, 47].
- Prestwich, 1984a: table 1 • *Coptotermes travians*; checklist; ecology; defense mode; chemicals; distribution.
- Chhotani, 1985: 91 • *Coptotermes travians*; distribution and zoogeography. Malaysia.
- Bose and Das, 1987: 104, 108 • *Coptotermes travians*; key; restricted synonymy; distribution. Malaysia, Singapore only [see Kirton and Brown, 2003: 45, 47].
- Tho, 1992: 59, 197, 204, fig. 19A • *Coptotermes havilandi*; synonymy; soldier described and figured. Malaysia [misidentification; see remarks under Kirton and Brown, 2003: 45, 47].
- Maiti et al., 2000: 296, 300 • *Coptotermes travians*; listed; key; distribution. Malaysia only [see Kirton and Brown, 2003: 45, 47].
- Ahmad and Akhtar, 2002: 15 • *Coptotermes travians*; catalog. [Bangladesh, India, Myanmar (sic) incorrect; only Indonesia: Java, Kalimantan; Malaysia; Sabah, Sarawak; Singapore; see Kirton and Brown, 2003: 45, 47].
- Kirton and Brown, 2003: 46–47, figs. 1a, 2a • *Coptotermes travians*; synonymy; soldier figured; distribution; pest status. Indonesia; Malaysia.
- Gathorne-Hardy, 2004: 116 • *Coptotermes travians*; checklist; distribution. Indonesia: Java, Sumatra; Malaysia: Mainland, Borneo.
- Maiti, 2006: 83–85, fig. 49 • *Coptotermes travians*; key; synonymy; imago, soldier described and figured; distribution. India; Bangladesh; Myanmar; Malaysia; Singapore; Indonesia: Java, Sumatra, Sulawesi [see Kirton and Brown, 2003: 45, 47].
- Maiti et al., 2007: 243 • *Coptotermes travians*; synonymy; distribution. India: Mizoram, Assam, West Bengal, Orissa, Sikkim, Andaman and Nicobar Islands; Bangladesh; Myanmar; Malaysia; Indonesia; see Kirton and Brown, 2003: 45, 47.
- Yeap et al., 2009: 1077–1090 • *Coptotermes travians*; mitochondrial DNA; phylogeny.
- Zhang et al., 2010: 93–98 • *Coptotermes travians*; 16S rRNA; molecular phylogeny.

Coptotermes bornensis Oshima, 1914c: 21–22 (soldier, worker), pl. 1: fig. 7.

TYPE DATA: Syntypes: AMNH soldiers, worker.

TYPE LOCALITY: Indonesia: Kalimantan: Balik-Papan.

- Oshima, 1914a: 555–557, pl. 9: fig. 2 • *Coptotermes bornensis*; erroneously as n. sp.; soldier, worker described and figured. Indonesia.
- Davis, 1929: 56, figs 1–6 • *Coptotermes bornensis*; soldier described and figured.
- Snyder, 1949a: 76 • *Coptotermes bornensis*; catalog; reference list.
- Ahmad, 1958: 63 • *Coptotermes borneensis* [sic]; key.
- Morimoto, 1975c: 52, fig. 8 • *Coptotermes bornensis*; key; soldier figured; distribution.
- Thapa, 1982: 74–77, pl. 25 • *Coptotermes borneensis* [sic]; soldier described and figured; synonymy; key. Indonesia; Malaysia.
- Chhotani, 1984: 117 • *Coptotermes bornensis*; listed; castes known; distribution.
- Collins, 1984: 67, fig. 5 • *Coptotermes bornensis*; soldier figured; ecology; distribution. Malaysia: Sarawak.
- Tho, 1992: 204 • *Coptotermes borneensis* [sic]; listed.
- Gathorne-Hardy et al., 2001: 391 • *Coptotermes borneensis* [sic]; checklist; ecology; distribution. Indonesia: Sumatra.
- Ahmad and Akhtar, 2002: 12 • *Coptotermes bornensis*; catalog. Malaysia: Sabah, Sarawak.
- Yu et al., 2002: 4, 7–8, fig. 3 • *Coptotermes borneensis* [sic]; key; soldier described and figured. China: Shenzhen: intercepted.

- Kirton and Brown, 2003: 46 • *Coptotermes bornensis*, as *borneensis* [sic]; synonymized with *travians*.
- Maiti, 2006: 39–40, fig. 12 • *Coptotermes bornensis*; key; synonymy; soldier described and figured; distribution. Indonesia: Kalimantan; Malaysia: Sabah.

🌐 DISTRIBUTION: Oriental Region—Indonesia: Kalimantan, Sumatra; Malaysia: Mainland, Sabah, Sarawak; Singapore.

Coptotermes truncatus (Wasmann, 1897)

Termes (Coptotermes) truncatus Wasmann, 1897b: 164–165 (soldier), pl. 11: figs. 12, 12a.

TYPE DATA: Lectotype: NHMM soldier. Paralectotypes: AMNH soldier, NHMM soldiers.

LECTOTYPE DESIGNATION: Van Boven, 1969a: 40.

TYPE LOCALITY: Madagascar: Nossi Bé.

- Sjöstedt, 1900a: 71, 168 • *Eutermes truncatus*; soldier characters; key; distribution; new combination. Madagascar.
- Sjöstedt, 1904: 36, 78, 112, 115, 119 • *Eutermes truncatus*; key; distribution.
- Desneux, 1904b: 35 • *Termes (Coptotermes) truncatus*; reference list. Madagascar.
- Holmgren, 1909b: 91, fig. 52 • *Coptotermes truncatus*; anatomy; gut figured.
- Holmgren, 1909a: 2–6, pl. 1: figs. 1, 2, 4 • *Coptotermes truncatus*; soldier, worker, nest described; nest figured; new combination. Madagascar.
- Wasmann, 1910a: 123 • *Coptotermes truncatus*; listed. Madagascar.
- Bugnion and Popoff, 1910a: 121 • *Coptotermes truncatus*; listed.
- Holmgren, 1910a: 144 • *Coptotermes truncatus*; synonymy; remarks; locality. Seychelles.
- Holmgren, 1911a: 73 • *Coptotermes truncatus*; listed. Madagascar; Seychelles.
- Silvestri, 1912a: 219, fig. 3 • *Coptotermes truncatus*; listed.
- Hegg, 1922: 365, 684, fig. 253 • *Coptotermes truncatus*; biology; reference list; distribution.
- Sjöstedt, 1926d: 56, 58 • *Coptotermes truncatus*; reference list; biology; key; locality. Madagascar; Seychelles.
- Light, 1927a: 78, 81, 85, 86 • *Coptotermes truncatus*; measurements.
- Vesey-Fitzgerald, 1941: 154 • *Coptotermes truncatus*; damage; distribution. Seychelles.
- Snyder, 1949a: 84 • *Coptotermes truncatus*; catalog; reference list. Madagascar; Seychelles.
- Cachan, 1949: 188, 222–223, fig. 17 • *Coptotermes truncatus*; synonymy; soldier described and figured. Madagascar; Seychelles.
- Cachan, 1950b: 6, 11, figs. 11, 12 • *Coptotermes truncatus*; soldier described and figured; distribution. Madagascar.
- Cachan, 1950a: 111, 113, 115, 117, figs. 4, 5, 13 • *Coptotermes truncatus*; soldier figured; distribution. Madagascar.
- Cachan, 1951: 7 • *Coptotermes truncatus*; localities. Madagascar.
- Roonwal and Chhotani, 1960c: 127 • *Coptotermes truncatus*; tibial spur formula.
- Harris, 1961a: 64, 95, 106, 156, 163 • *Coptotermes truncatus*; damage; distribution.
- Mathur and Thapa, 1962a: 24 • *Coptotermes truncatus*; collection catalog. Madagascar.
- Harris, 1966d: 166 • *Coptotermes truncatus*; listed.
- Van Boven, 1969a: 40 • *Coptotermes truncatus*; types listed.
- Paulian, 1970: 284 • *Coptotermes truncatus*; distribution. Madagascar; Seychelles.
- Williams, 1977: 122 • *Coptotermes truncatus*; pest; ecology; distribution by vegetation zones.
- Eggleton and Davies, 2003: 657, table 8.26 • *Coptotermes truncatus*; checklist; distribution. Madagascar and associated coastal Islands.
- Maiti, 2006: 86, fig. 50 • *Coptotermes truncatus*; key; synonymy; soldier described and figured; distribution. Madagascar; Seychelles [sic].

🌐 DISTRIBUTION: Ethiopian Region—Madagascar; Seychelles.

***Coptotermes varicapitatus* Tsai and Li, 1985**


Coptotermes varicapitatus Tsai et al., 1985: 108–109, 115 (soldier), fig. 6.

TYPE DATA: Holotype: NAP soldier [no mention in the English summary of where the holotype is deposited; most likely it is in NAP, where the senior author has deposited his other types].

Paratypes: NAP soldiers, worker [see comments under holotype].

TYPE LOCALITY: China: Guangdong Province: Hainan Island.

- Xia and He, 1986: 159 • *Coptotermes* (*Polycrinitermes* [unavailable]) *varicapitatus*; key.
- Huang et al., 1989: 237–238, fig. 143 • *Coptotermes varicapitatus*; soldier described and figured; key. China: Hainan.
- Gao et al., 1992a: 43 • *Coptotermes varicapitatus*; checklist; distribution. China: Guangdong.
- Lin et al., 1994b: 2 • *Coptotermes varicapitatus*; checklist; distribution. China: Guangxi.
- Gu et al., 1995: 648 • *Coptotermes varicapitatus*; checklist. China: Hainan.
- Hua, 2000: 24 • *Coptotermes varicapitatus*; listed. China: Hainan.
- Huang et al., 2000: 338–339, fig. 153 • *Coptotermes* (*Polycrinitermes* [unavailable]) *varicapitatus*; soldier described and figured; key. China.
- Ahmad and Akhtar, 2002: 15 • *Coptotermes varicapitatus*; catalog. China.

 DISTRIBUTION: Oriental Region—China: Guangdong, Guangxi, Hainan.

***Coptotermes vastator* Light, 1929**

Coptotermes vastator Light, 1929c: 422–449 (imago, soldier, worker), figs. 1–4, pls. 1–6 [synonymized with *gestroi* by Yeap et al., 2007: 467, 469].

TYPE DATA: Syntypes: AMNH Light nos. 471 and 491 imagoes, soldiers, workers [numerous other syntypes from many other localities listed by Light, 1929: 433–438, but their whereabouts are unknown]; USNM imagoes, soldiers, workers, NCIP imago, soldier [incorrectly cited as paratypes by Ruelle, 1975b], MCZ No. 1047 imago, soldier, FRI imago, soldier, worker.

TYPE LOCALITY: Philippines: Luzon: Manila.

- Oshima, 1914c: 20–21, pl. 1: fig. 5 • *Coptotermes travians* [misidentification]; soldier described and figured. Indonesia; Malaysia.
- Oshima, 1917b: 12–13, pl. 1: fig. 2 • *Coptotermes travians* [misidentification]; soldier figured. Philippines.
- Oshima, 1917a: 223 • *Coptotermes travians* [misidentification]; soldier described. Philippines.
- Oshima, 1920b: 491–492 • *Coptotermes travians* [misidentification]; *Coptotermes formosanus* [misidentification]; soldier, worker described. Philippines.
- Light, 1921a: 250 • *Coptotermes travians* [misidentification]; distribution [some localities]; *Coptotermes formosanus* [misidentification]; distribution [some localities].
- Light, 1930f: 19 • *Coptotermes vastator*; listed; reference list. Philippines.
- Jucci, 1937: 305 • *Coptotermes vastator*; distribution.
- Light, 1937b: 22 • *Coptotermes vastator*; remarks; may be *travians*.
- Snyder, 1949a: 84 • *Coptotermes vastator*; catalog; reference list. Philippines.
- Ahmad, 1958: 62, 67 • *Coptotermes vastator*; key.
- Roonwal and Chhotani, 1960c: 127 • *Coptotermes vastator*; tibial spur formula.
- Harris, 1961a: 156, 159 • *Coptotermes vastator*; damage; distribution.
- Snyder and Francia, 1962: 64, 65, 68, 73 • *Coptotermes vastator*; key; distribution; biology. Philippines.
- Mathur and Thapa, 1962a: 24 • *Coptotermes vastator*; collection catalog. Philippines.
- Yu and Ping, 1964a: 21 • *Coptotermes vastator*; listed.
- Ahmad, 1965: 19 • *Coptotermes vastator*; comparisons.

- Weesner, 1965: 64, 65, 66, fig. 20 • *Coptotermes vastator*; characters; imago figured; introduced into Hawaii.
- Bess, 1966: 136 • *Coptotermes vastator*; listed; measurements; established in Hawaii.
- Gay, 1967: 13, 34, 35, 81, fig. 22 • *Coptotermes vastator*; imago, soldier described and figured; distribution; intercepted in USA: Hawaii.
- Bess, 1970: 467–468 • *Coptotermes vastator*; characters; biology; damage; distribution. USA: Hawaii.
- Roonwal, 1970c: 339 • *Coptotermes vastator*; biology; distribution.
- Nishimoto, 1973: 17 • *Coptotermes vastator*; distribution and introductions.
- Morimoto, 1975c: 53, fig. 14 • *Coptotermes vastator*; key; soldier figured; distribution.
- Ruelle, 1975b: 5 • *Coptotermes vastator*; types listed.
- Roonwal et al., 1979b: 341, 344 • *Coptotermes vastator*; wing microsculpturing.
- Sen-Sarma, 1982: 142–146 • *Coptotermes vastator*; damage. Oriental Region.
- Chhotani, 1984: 118 • *Coptotermes vastator*; listed; castes known; distribution. Philippines.
- Xia and He, 1986: 174 • *Coptotermes (Oligocrinitermes [unavailable]) vastator*; comparisons.
- Tho, 1992: 205 • *Coptotermes vastator*; listed.
- Su and Scheffrahn, 1998: 13–18 • *Coptotermes vastator*; introduction. Guam.
- Havery et al., 2000a: 1167–1191 • *Coptotermes vastator*; chemotaxonomy; cuticular hydrocarbons. USA: Guam, Hawaiian Islands.
- Woodrow et al., 2001: 667–673 • *Coptotermes vastator*; distribution. USA: Hawaii.
- Ahmad and Akhtar, 2002: 15 • *Coptotermes vastator*; catalog. Philippines.
- Grace et al., 2003: 153–157 • *Coptotermes vastator*; tunneling behavior.
- Shelton and Grace, 2003: 205–211 • *Coptotermes vastator*; cuticle permeability; water balance.
- Uchima and Grace, 2003a: 281–288 • *Coptotermes vastator*; foraging; biomass. USA: Hawaii.
- Uchima and Grace, 2003b: 289–294 • *Coptotermes vastator*; feeding rate.
- Acda, 2004b: 159–168 • *Coptotermes vastator*; damage; distribution. Philippines.
- Scheffrahn et al., 2004: 872–876 • *Coptotermes vastator*; 16S rRNA sequences; phylogeny.
- Szalanski et al., 2004a: 145–151 • *Coptotermes vastator*; *vasator* [sic] in table; 16S rRNA sequences.
- Maiti, 2006: 86–87, fig. 51 • *Coptotermes vastator*; key; synonymy; imago, soldier described and figured; distribution. Philippines.
- Yeap et al., 2007: 467–474 • *Coptotermes vastator*; ribosomal DNA, COII mt-DNA sequences; relationships; synonymized with *gestroi*.
- Zhang et al., 2010: 93–98 • *Coptotermes vastator*; 16S rRNA; molecular phylogeny.

🌐 DISTRIBUTION: Oriental Region—Philippines: Cebu, Luzon, Mindanao, Mindoro, Negros, Palawan, Panay, Samar. ♦ Papuan Region—Guam, Hawaii.

***Coptotermes xiamensis* Ahmad and Aktar, 2002 [nomen nudum]**

***Coptotermes xiamensis* Ahmad and Akhtar, 2002: 15 [nomen nudum. There is no evidence in the literature that this species, ascribed to Li and Huang, was ever described by them or anyone else].**

🌐 DISTRIBUTION: Oriental Region—China: Fujian.

HETEROTERMITINAE Froggatt, 1897

Heterotermitinae Froggatt, 1897a: 550 [Lo et al.; 2004, Inward et al., 2007b, consider Heterotermitinae (*Heterotermes*) + Coptotermitinae (*Coptotermes*) as a clade, excluding *Reticulitermes*].

TYPE GENUS: *Heterotermes* Froggatt, 1897.

- Kemner, 1934b: 67 • Heterotermitinae; synonymy.
- Snyder, 1949a: 66 • Heterotermitinae; catalog; reference list; synonymy.
- Grassé, 1949: 533 • Heterotermitinae; characters; genera included.
- Emerson, 1955: 516 • Heterotermitinae; number of genera; distribution.
- Tu, 1955a: 33, 34 • Heterotermitinae; distribution.
- Weidner, 1955b: 66 • Heterotermitinae; of Rhinotermitidae; characters.
- Weidner, 1955f: 39, 40, 55, 69 • Heterotermitinae; key; characters; genera included.
- Weidner, 1960a: 57 • Heterotermitinae; distribution.
- Harris, 1961a: 51 • Heterotermitinae; characters; genera included.
- Bouillon and Mathot, 1965: 20 • Heterotermitinae; key; characters.
- Araujo, 1970d: 531, 533 • Heterotermitinae; number of genera and species; ecology; distribution. Neotropical Region.
- Krishna, 1970: 131, 137, 138, figs. 1, 4 • Heterotermitinae; discussion; phylogeny of subfamily and genera; distribution.
- Weidner, 1970c: 11, 12, 21 • Heterotermitinae; key; discussion.
- Emerson, 1971: 272 • Heterotermitinae; characters; phylogeny.
- Sen-Sarma, 1974: 452–453 • Heterotermitinae; ecology and biogeography.
- Morimoto, 1975b: 13, 14 • Heterotermitinae; key.
- Quennedey and Deligne, 1975: 248 • Heterotermitinae; frontal gland; fontanelle.
- Sen-Sarma et al., 1975: 22 • Heterotermitinae; ecology. India.
- Thakur, 1975a: 341–345 • Heterotermitinae; of Rhinotermitidae; zoogeography of Northwest Himalaya.
- Prestwich, 1979d: 131, fig. 4 • Heterotermitinae; phylogeny.
- Prestwich, 1979b: 463 • Heterotermitinae; chemical defense; frontal gland; biochemistry.
- Prestwich, 1983b: 290, 292, figs. 1, 2 • Heterotermitinae; defensive secretions; biochemistry; phylogeny.
- Roonwal, 1983b: 367, 377, 379 • Heterotermitinae; wing microsculpturing.
- Roonwal and Chhotani, 1989: 467–470 • Heterotermitinae; synonymy; characters; distribution and composition; key to genera.
- Thakur, 1989b: 355 • Heterotermitinae; number of genera and species. India.
- Chuah et al., 1990: fig. 2 • Heterotermitinae; phylogeny based on defensive secretions.
- Watson and Gay, 1991: 344 • Heterotermitinae; characters; genera included; biology.
- Noirot, 1995b: 197–226 • Heterotermitinae; gut morphology.
- Poole and Gentili, 1997: 493 • Heterotermitinae; listed.
- Bose, 1999: 24–25 • Heterotermitinae; key.
- Kambhampati and Eggleton, 2000: 23 • Heterotermitinae; key.
- König et al., 2002: 125–156 • Heterotermitinae; hind gut fauna and flora; symbionts: protozoa and bacteria; physiology of digestion; review.
- Engel and Krishna, 2004a: 2, 5, table 1 • Heterotermitinae; synonymy; classification; listed.
- Ohkuma et al., 2004: 701–710 • Heterotermitinae; phylogeny; COII sequences; Asian taxa.
- Maiti, 2006: 14, 15 • Heterotermitinae; key.
- Inward et al., 2007b: 959, table 3 • Heterotermitinae; Coptotermitinae + Heterotermitinae as a clade.
- Costa-Leonardo et al., 2009: 1–6 • Heterotermitinae; semiochemicals; trail, alarm and sex pheromones.
- Engel et al., 2009: 10 • Heterotermitinae; classification; listed.

Leucotermitinae Holmgren, 1910b: 285.

TYPE GENUS: *Leucotermes* Silvestri, 1901.

- Holmgren, 1911a: 10, 68–69, 70, 71 • *Leucotermitinae*; of *Mesotermitidae*; characters; key; systematic position.
- Holmgren, 1911c: 206 • *Leucotermitinae*; key.
- Emerson, 1925: 340 • *Leucotermitinae*; discussion; genera included.
- Sjöstedt, 1926d: 8, 59 • *Leucotermitinae*; of *Rhinotermitidae*; key; reference list.
- Kemner, 1934b: 67 • *Leucotermitinae*; synonymized with *Heterotermitinae*.
- Hare, 1937: 475, pl. 2 • *Leucotermitinae* (= *Heterotermitinae*); of *Mesotermitidae*; Holmgren's phylogeny compared.
- Lal and Menon, 1953: 21, 22, 23, 29 • *Leucotermitinae*; key; catalog; reference list.
- Engel and Krishna, 2004a: 2, 5, table 1 • *Leucotermitinae*; classification; listed as synonym.
- Engel et al., 2009: 10 • *Leucotermitinae*; classification; listed as synonym.

▲ 2 genera: 168 living species, 11 fossil species.

🌐🌐🌐 DISTRIBUTION: Australian Region; Ethiopian Region; Nearctic Region; Neotropical Region; Oriental Region; Palaearctic Region.

Heterotermes Froggatt, 1897

Heterotermes Froggatt, 1897a: 518, 550.

TYPE SPECIES: *Heterotermes platycephalus* Froggatt, 1897 by monotypy.

- Haviland, 1898: 378, 398 • *Termes* [section with *T. tenuis* for type]; characters; key.
- Desneux, 1904b: 29, 31, 32–33 • *Heterotermes*; tentatively treated as synonymous with *Leucotermes*.
- Froggatt, 1905: 25 • *Heterotermes*; characters.
- Holmgren, 1910b: 285 • ?*Heterotermes*; listed.
- Holmgren, 1911a: 11, 69–71 • *Heterotermes*; tentatively treated as synonymous with *Leucotermes*.
- Emerson, 1928b: 406 • *Heterotermes*; distribution.
- Light, 1930f: 17, 18 • *Heterotermes*; key.
- Light, 1933: 82, 107 • *Heterotermes*; = *Leucotermes*; key; remarks.
- Kemner, 1934b: 67–68 • *Heterotermes*; synonymy; remarks.
- Snyder, 1934a: 24, 27 • *Heterotermes*; key.
- Light, 1934j: 338 • *Heterotermes*; key.
- Light and Pickens, 1934: 150–156, fig. 39 • *Heterotermes*; distribution of American species.
- Hare, 1937: 474, pl. 1 • *Heterotermes*; phylogeny.
- Hill, 1942: 14, 120–121 • *Heterotermes*; key; synonymy; imago, soldier, worker diagnosed.
- Snyder, 1949a: 66 • *Heterotermes*; catalog; reference list; synonymy.
- Cachan, 1949: 186 • *Heterotermes*; key.
- Ratcliffe et al., 1952: 54, 95 • *Heterotermes*; key; discussion; biology; species included.
- Lal and Menon, 1953: 29–30 • *Heterotermes*; catalog; reference list; synonymy; key.
- Emerson, 1955: 509 • *Heterotermes*; number of species; distribution.
- Weidner, 1955f: 55, 69 • *Heterotermes*; key; number of species; distribution.
- Ahmad, 1958: 58, 59 • *Heterotermes*; key.
- Calaby and Gay, 1959: 212 • *Heterotermes*; zoogeography; number of species.
- Roonwal, and Bose, 1964: 8 • *Heterotermes*; key.
- Tsai and Chen, 1964b: 57, 67 • *Heterotermes*; key; characters.
- Bouillon and Mathot, 1965: 20, 74, 75, pl. 5: fig. 7b • *Heterotermes*; species included; imago/worker mandibles figured.

- Weesner, 1965: 36, 37 • *Heterotermes*; key; characters; distribution.
- Krishna, 1966: 1094, 1096 • *Heterotermes*; key.
- Chatterjee and Thakur, 1967: 4 • *Heterotermes*; key.
- Harris, 1968c: 6 • *Heterotermes*; key.
- Araujo, 1970d: 533, 544 • *Heterotermes*; distribution; number of species in Neotropical Region.
- Weesner, 1970: 504 • *Heterotermes*; biology.
- Emerson, 1971: 272–274 • *Heterotermes*; taxonomy; characters; phylogeny; origin; ecology; distribution.
- Bouillon and Mathot, 1971: table • *Heterotermes*; number of species in Ethiopian Region; soldier measurements.
- Chaudhry et al., 1972: 17 • *Heterotermes*; characters.
- Chhotani and Bose, 1973: 233 • *Heterotermes*; distribution. Indian region.
- Akhtar, 1974a: 90, 91, 96, 97, 100 • *Heterotermes*; distribution; ecology. Pakistan.
- Roonwal et al., 1974: 63 • *Heterotermes*; wing cuticular structures.
- Sen-Sarma, 1974: 440, 446, 452 • *Heterotermes*; ecology and biogeography.
- Akhtar, 1975: 36 • *Heterotermes*; key.
- Morimoto, 1975b: 15 • *Heterotermes*; key.
- Morimoto, 1975c: 53 • *Heterotermes*; remarks.
- Quennedey and Deligne, 1975: 248, 261, 264 • *Heterotermes*; frontal gland; fontanelle; labrum; defense; phylogeny.
- Sen-Sarma et al., 1975: 1–2, 4, 7 • *Heterotermes*; distribution and ecology; key. India.
- Araujo, 1977c: 25 • *Heterotermes*; catalog.
- Mathews, 1977: 83 • *Heterotermes*; synonymy; characters.
- Roonwal and Rathore, 1977: 308 • *Heterotermes*; wing microsculpturing.
- Roonwal and Verma, 1977b: 464 • *Heterotermes*; biogeography.
- Thakur, 1978d: 95, 96 • *Heterotermes*; biology.
- Bandeira, 1979b: 491 • *Heterotermes*; ecology. Brazil: Amazonas State.
- Chhotani and Bose, 1979b: 17, 19 • *Heterotermes*; nesting behavior and nests. India.
- Roonwal et al., 1979b: 351 • *Heterotermes*; wing microsculpturing.
- Thakur and Sen-Sarma, 1979: 1–4 • *Heterotermes*; zoogeography; phylogeny; synonymy; imago, soldier, worker diagnosed; key to species.
- Chhotani, 1980: 5, 26 • *Heterotermes*; Indian species listed; key.
- Mill, 1982a: 255 • *Heterotermes*; habitat; nest location; food; locality. Brazil.
- Bose and Das, 1982: 199 • *Heterotermes*; key.
- Mill, 1982b: 56 • *Heterotermes*; habitat; nest location; food.
- Chhotani and Bose, 1983: 124 • *Heterotermes*; distribution. Arabian Peninsula.
- Maiti, 1983: 16, 22 • *Heterotermes*; key.
- Roonwal, 1983b: 363 • *Heterotermes*; wing microsculpturing.
- Chhotani, 1984: 111–112 • *Heterotermes*; key; taxonomy; distribution and zoogeography; biology; ecology; nesting behavior.
- Bose, 1984: 78–79 • *Heterotermes*; key; synonymy; remarks.
- Collins, 1984: 76 • *Heterotermes*; key.
- Chhotani, 1985: 93–94 • *Heterotermes*; distribution and zoogeography.
- Chhotani, 1986: 22, 24 • *Heterotermes*; distribution and zoogeography. Oriental Region.
- Bose and Das, 1987: 108 • *Heterotermes*; key.
- Chhotani, 1988: 363 • *Heterotermes*; imagoes discussed. Oman.
- Roonwal and Chhotani, 1989: 471–476 • *Heterotermes*; synonymy; characters; distribution and composition; key to species.
- Thakur, 1989b: 352 • *Heterotermes*; ecology.
- Thakur (R.K.), 1989: 8 • *Heterotermes*; key.
- Watson et al., 1989: 299–325 • *Heterotermes*; taxonomy; worker cuticular hydrocarbons.
- Nickle and Collins, 1990: 93, 110 • *Heterotermes*; key; characters.
- Chhotani and Bose, 1991: 262 • *Heterotermes*; key.

- Carpenter, 1992: 142 • *Heterotermes*; fossil distribution.
- Nickle and Collins, 1992: 221, 222, 224 • *Heterotermes*; key; characters.
- Maiti and Saha, 1993: 516 • *Heterotermes*; key.
- Watson and Abbey, 1993b: 3 • *Heterotermes*; remarks; Australian species.
- Akhtar and Ahmad, 1997: 215, 218 • *Heterotermes*; zoogeographical distribution.
- Poole and Gentili, 1997: 494, 495 • *Heterotermes*; listed.
- Constantino, 1998b: 156 • *Heterotermes*; catalog.
- Fontes, 1998: 330 • *Heterotermes*; catalog.
- Fontes and Monteiro, 1998: 37 • *Heterotermes*; etymology and pronunciation.
- Sands, 1998: 25, 69–71, figs. 62–83 • *Heterotermes*; key; worker described; worker mandibles, gut figured; biology and economic status; distribution.
- Constantino, 1999a: 396, 411 • *Heterotermes*; key; biology; distribution.
- Huang and Li, 1999: 279, 303 • *Heterotermes*; key; characters.
- Constantino, 2000b: 463, 464 • *Heterotermes*; South American species.
- Thorne et al., 2000: 80 • *Heterotermes*; number of fossil species; age; distribution.
- Constantino, 2002c: fig. 3 • *Heterotermes*; distribution map of South American species.
- Constantino, 2002a: 18 • *Heterotermes*; South American species.
- DeSouza et al., 2003: 645 • *Heterotermes*; nesting habits.
- Rathore and Tak, 2004a: 43 • *Heterotermes*; key.
- Rathore and Bhattacharyya, 2004: 8 • *Heterotermes*; key.
- Maiti, 2006: 15, 106–111 • *Heterotermes*; key; synonymy; characters; key to species; distribution.
- Bourguignon and Roisin, 2011: 70 • *Heterotermes*; characters; distribution.

Leucotermes Silvestri, 1901: 3.

TYPE SPECIES: *Termes tenuis* Hagen, 1901 by monotypy.

- Wasmann, 1902d: 117–118 • *Leucotermes*; characters.
- Silvestri, 1903: 37–38 • *Leucotermes*; characters; distribution.
- Desneux, 1904b: 29, 31, 32–33 • *Termes (Leucotermes)* [part]; synonymy; characters; key to species; distribution.
- Holmgren, 1906: 540 • *Leucotermes*; remarks; synonymy.
- Escherich, 1909: 176 • *Leucotermes*; characters.
- Holmgren, 1910b: 285 • *Leucotermes*; listed; ?*Heterotermes*; listed.
- Holmgren, 1910a: 142 • *Leucotermes*; remarks; relationship to *Heterotermes*.
- Holmgren, 1911a: 11, 69–71 • *Leucotermes* [part]; synonymy; species included; distribution.
- Holmgren, 1913c: 60, 63 • *Leucotermes (Leucotermes)*; key; characters.
- Warren, 1919: 2 • *Leucotermes*; distribution.
- Banks, 1919: 479, 480 • *Leucotermes*; key.
- Banks and Snyder, 1920: 54, 75–76 • *Leucotermes*; key; characters; included in Termitinae.
- Light, 1921b: 57–58 • *Leucotermes*; diagnosis.
- Snyder, 1924i: 12–13 • *Leucotermes*; discussion.
- Emerson, 1925: 340 • *Leucotermes*; remarks; distribution.
- Snyder, 1926g: 3, 4 • *Leucotermes*; characters; remarks.
- Sjöstedt, 1926d: 59 • *Leucotermes*; reference list.
- Bathellier, 1927: 130–131, 132 • *Leucotermes*; characters; also as *Leucotermes (Leucotermes)*; key.
- Hill, 1927a: 40 • *Leucotermes*; list of species included; *Heterotermes platycephalus* included with a question mark.
- Light, 1930f: 15 • *Leucotermes*; synonymized with *Heterotermes*.
- Tembrock, 1944: fig. 11 • *Leucotermes*; map; species distribution.

Psalidotermes Silvestri, 1909b: 296 [junior subjective synonym of *Heterotermes* Froggatt, 1897].

TYPE SPECIES: *Termes ferox* Froggatt, 1898 by monotypy.

— Warren, 1919: 2 • *Psalidotermes*; distribution.

— Holmgren, 1911a: 69 • *Psalidotermes*; synonymized with *Leucotermes*.

▲ 30 living species, 2 fossil species.

🌐🌐🌐 DISTRIBUTION: Australian Region; Ethiopian Region; Nearctic Region; Neotropical Region; Oriental Region; Palearctic Region.

Heterotermes aethiopicus (Sjöstedt, 1911)

Eutermes aethiopicus Sjöstedt, 1911d: 172 (soldier).

TYPE DATA: Syntypes: MNHP soldiers, NHRM soldiers, workers, AMNH soldier, workers.

TYPE LOCALITY: Ethiopia [Abessinien]: Kottouki Dagaga [10°20'N, 42°25'E].

— Holmgren, 1913c: 15 • *Leucotermes aethiopicus*; new combination.

— Hegg, 1922: 469, 694 • *Eutermes aethiopicus*; reference list; distribution.

— Sjöstedt, 1922: 246, pl. 1T1, fig. 4 • *Eutermes aethiopicus*; soldier, worker described; soldier figured; locality. Ethiopia.

— Sjöstedt, 1926d: 59 • *Leucotermes aethiopicus*; reference list; key; remarks; locality. Ethiopia.

— Ghidini, 1938: 226 • *Reticulitermes aethiopicus*; new combination.

— Snyder, 1949a: 71 • *Reticulitermes aethiopicus*; catalog; reference list. Ethiopia.

— Harris, 1957c: 423 • *Reticulitermes aethiopicus*; ecology; distribution. Ethiopia; Yemen.

— Harris, 1961a: 155, 158 • *Heterotermes aethiopicus*; damage; distribution; new combination.

— Bouillon and Mathot, 1965: 20 • *Reticulitermes aethiopicus*; distribution.

— Harris, 1968c: 2, 11, fig. 4 • *Heterotermes aethiopicus*; soldier figured; biology; locality. Sudan.

— Bouillon and Mathot, 1971: 7, table: no. 63 • *Heterotermes aethiopicus*; catalog; measurements; distribution. Sudan.

— Johnson and Wood, 1980: 279–293 • *Heterotermes aethiopicus*; checklist; ecology; distribution.

— Chhotani and Bose, 1983: 124 • *Heterotermes aethiopicus*; distribution. Arabian Peninsula.

— Weidner, 1984: 6 • *Heterotermes aethiopicus*; listed. Southern Arabia.

— Badawi et al., 1986a: 416, 418 • *Heterotermes aethiopicus*; distribution. Saudi Arabia.

— Cowie, 1989a: 159, 160, 163, 164, table 1 • *Heterotermes aethiopicus*; checklist; biogeography; distribution. Abu Dhabi; North Yemen; Oman; Saudi Arabia; South Yemen.

— Cowie et al., 1990: 23, 24, table 1 • *Heterotermes aethiopicus*; checklist; distribution. Ethiopia.

— Chhotani and Bose, 1991: 261, 263 • *Heterotermes aethiopicus*; key. Saudi Arabia.

— Sands, 1998: 71, 328, 329, figs. 65–72, 75–83 • *Heterotermes aethiopicus*; worker mandibles, gut figured; locality. Ethiopia; Sudan; Yemen.

— Faragalla, 2002: 203 • *Heterotermes aethiopicus*; checklist; ecozoogeography. Saudi Arabia.

🌐 DISTRIBUTION: Ethiopian Region—Ethiopia; North Yemen; South Yemen; Sudan. ♦ Palearctic Region—Abu Dhabi; Oman; Saudi Arabia.

Heterotermes assu Constantino, 2000

Heterotermes assu Constantino, 2000b: 464 (imago, soldier, worker), fig. 1.

TYPE DATA: Holotype: DZUB soldier. Paratypes: DZUB soldiers, workers, DZUB soldiers, workers, DZUB imagoes, soldiers, workers (several colonies).

TYPE LOCALITY: Brazil: State of Espírito Santo: Presidente Kennedy, Praia das Neves.

- Constantino, 2002c: 357, table 2 • *Heterotermes assu*; checklist; damage; distribution. Brazil.
- Milano and Fontes, 2002: 50, figs. 2d, 4 • *Heterotermes assu*; soldier figured; distribution map. Brazil.

🌐 DISTRIBUTION: Neotropical Region—Brazil: Espírito Santo, Minas Gerais, São Paulo.

***Heterotermes aureus* (Snyder, 1920)**

***Reticulitermes aureus* Snyder, 1920b: 40 (imago).**

TYPE DATA: Holotype: USNM No. 22693 imago. Paratypes: USNM No. 22693 imagoes, AMNH imago.

TYPE LOCALITY: USA: Arizona: Santa Catarina Mountains: Sabino Canyon.

- Banks and Snyder, 1920: 52, fig. 38.1 • *Reticulitermes humilis* [misidentification; soldier figure = *aureus*].
- Snyder, 1924i: 15, 19 • *Leucotermes aureus*; imago described; key; new combination. USA: Arizona.
- Snyder, 1926g: 3 • *Leucotermes aureus*; distribution. USA: Arizona.
- Snyder, 1926f: 397 • *Leucotermes aureus*; locality. USA: Arizona.
- Light, 1929a: 19 • *Leucotermes aureus*; listed.
- Light, 1933: 109–110, pl. 8: figs. 6, 9, 11, 14 • *Heterotermes aureus*; synonymy; imago, soldier figured; key; locality; new combination. Mexico.
- Light, 1934d: 131 • *Heterotermes aureus*; distribution. USA: Arizona, California; Mexico.
- Light, 1934j: 334 • *Heterotermes aureus*; distribution. Mexico.
- Light, 1934l: 159 • *Heterotermes aureus*; locality. USA: Arizona.
- Pickens and Light, 1934: 187–189, fig. 63a • *Heterotermes aureus*; biology; damage; distribution.
- Snyder, 1949a: 66, 67 • *Heterotermes aureus*; catalog; reference list; synonymy. USA: Arizona, California; Mexico.
- Vittal, 1959: 45, table 1 • *Heterotermes aureus*; protozoa.
- Harris, 1961a: 114, 155, 161 • *Heterotermes aureus*; damage; distribution.
- Mathur and Thapa, 1962a: 24 • *Coptotermes aureus*; collection catalog. Mexico.
- Bouillon and Mathot, 1965: 74, 75, pl. 5: fig. 7a • *Heterotermes aureus*; soldier figured.
- Weesner, 1965: 57, 58, 60 • *Heterotermes aureus*; key; characters; distribution.
- Nutting, 1966b: 178 • *Heterotermes aureus*; listed.
- Araujo, 1970d: 544 • *Heterotermes aureus*; distribution.
- Nutting, 1970a: 1107 • *Heterotermes aureus*; colony size and composition. USA: Arizona.
- Weesner, 1970: 505–506 • *Heterotermes aureus*; biology.
- Araujo, 1977c: 25 • *Heterotermes aureus aureus*; catalog; synonymy. USA: Arizona, California; Mexico.
- Williams, 1977: 122 • *Heterotermes aureus*; pest; ecology; distribution by vegetation zones.
- Nutting, 1979b: 143 • *Heterotermes aureus*; swarming period.
- Jones and Nutting, 1987: 519–520 • *Heterotermes aureus*; foraging.
- Jones et al., 1987: 791–795 • *Heterotermes aureus*; foraging. USA: Arizona.
- Binder, 1988: 123–127 • *Heterotermes aureus*; behavior.
- Jones, 1990b: 1047–1054 • *Heterotermes aureus*; agonistic behavior; territory size. USA: Arizona.
- Nutting, 1990a: 1026, 1030, fig. 33.6 • *Heterotermes aureus*; key; imago, soldier figured.
- Nutting, 1990b: 46 • *Heterotermes aureus*; colony size.
- Jones, 1993: 225–236 • *Heterotermes aureus*; agonistic behavior.
- Poole and Gentili, 1997: 494 • *Heterotermes aureus*; synonymy; distribution. North America.
- Constantino, 1998b: 157 • *Heterotermes aureus*; catalog; synonymy. USA: Arizona; Mexico.
- Baker, 2001: 277 • *Heterotermes aureus*; laboratory rearing.
- Méndez-Montiel and Equihua-Martínez, 2001: 173–187 • *Heterotermes aureus*; checklist; diversity; distribution. Mexico.

- Austin et al., 2004b: 1–11 • *Heterotermes aureus*; 16S rRNA sequences; phylogeny.
- Austin et al., 2004d: 479 • *Heterotermes aureus*; phylogeny.
- Austin et al., 2004c: 152–158 • *Heterotermes aureus*; 16s rRNA sequences; phylogeny.
- Szalanski et al., 2004: 556–566 • *Heterotermes aureus*; 16s rRNA sequences; morphology; phylogeny; distribution.
- Maiti, 2006: 107, 110 • *Heterotermes aurius* [sic]; listed; key.
- Baker and Haverty, 2007: 1381–1390 • *Heterotermes aureus*; cuticular hydrocarbons; colony density and size; soldier proportions.

Reticulitermes humilis hoferi Banks, 1920: 53 (soldier).

TYPE DATA: Holotype: USNM No. 21866 soldier. Paratypes: AMNH soldiers, nymph.

TYPE LOCALITY: USA: Arizona: Santa Catalina Mountains: Sabino Canyon.

- Snyder, 1926g: 4 • *Reticulitermes hoferi*; distribution. USA: Arizona.
- Snyder, 1926f: 397, fig. 3 • *Reticulitermes hoferi*; habitat figured; locality. USA: Arizona.
- Light and Weesner, 1948: 54, 59–60 • *Heterotermes hoferi*; synonymy; swarming. Arizona. [priority given to *hoferi* over *aureus*, incorrectly, as the publication date of *aureus* is February 18 and of *hoferi* is April 13, not February 15, as stated]; *Reticulitermes humilis* subsp. *hoferi*; synonymized with *aureus*.

Heterotermes intermedius Light, 1933: 112–113 (soldier), pl. 8: figs. 7, 12 [junior homonym of *Heterotermes intermedius* Hill, 1932].

TYPE DATA: Syntypes: AMNH soldiers, workers (Mexico: Nayarit, Tepic), AMNH soldiers, workers (Mexico: La Venta, near Guadalajara), AMNH soldier (Mexico: Tres Marias Islands: Madre Maria Island), AMNH soldier, workers (Mexico: Presido, near Mazaltan), CAS soldier (Mexico [incorrectly cited as “holotype” by Constantino, 1998b]).

TYPE LOCALITIES: Mexico: Presido, near Mazaltan, Nayarit, Tepic, La Venta, near Guadalajara, Tres Marias Islands: Madre Maria Island.

- Light, 1934j: 338 • *Heterotermes intermedius*; distribution. Mexico.
- Snyder, 1949a: 67 • *Heterotermes intermedius*; synonymized with *aureus*.

🌐 DISTRIBUTION: Nearctic Region—Mexico: Baja California Sur, Nayarit, Sinola, Sonora; USA: Arizona, California. ♦ Neotropical Region—Mexico.

Heterotermes balwanti Mathur and Chhotani, 1969

Heterotermes balwanti Mathur and Chhotani, 1969: 5–8 (soldier, pseudoworker), figs. 3–4.

TYPE DATA: Holotype: FRI soldier. Paratypes: FRI soldiers, pseudoworkers, AMNH soldier, pseudoworkers, ZSI soldier, pseudoworkers.

TYPE LOCALITY: India: Orissa: Balukhand Forest Range, near Puri.

- Sen-Sarma et al., 1975: 22, 64 • *Heterotermes balwanti*; distribution and ecology. India.
- Chhotani, 1977a: 29 • *Heterotermes balwanti*; distribution. India.
- Thakur and Sen-Sarma, 1979: 4–7, figs. 1, 2 • *Heterotermes balwanti*; soldier, worker described, measured and figured; types listed; distribution; comparisons; key. India.
- Bose and Das, 1982: 198–199, 202, 210 • *Heterotermes balwanti*; distribution; key. India.
- Chhotani, 1984: 118 • *Heterotermes balwanti*; listed; castes known; distribution. India.
- Bose and Das, 1987: 104, 108 • *Heterotermes balwanti*; key; restricted synonymy; distribution. India.
- Roonwal and Chhotani, 1989: 476–479, figs. 248, 249 • *Heterotermes balwanti*; soldier, pseudoworkers described and figured; synonymy; key. India.

- Verma, 1995a: 48 • *Heterotermes balwanti*; distribution. India: Western Himalaya.
- Ahmad and Akhtar, 2002: 15 • *Heterotermes balwanti*; catalog. India.
- Maiti, 2006: 112, fig. 55 • *Heterotermes balwanti*; key; synonymy; soldier described and figured; distribution. India.

🌐 DISTRIBUTION: Oriental Region—India: Goa, Karnataka, Orissa.

***Heterotermes brevicatena* Watson and Miller, 1989**

Heterotermes brevicatena Watson et al., 1989: 323–324 (imago, soldier, worker), figs. 22, 23.

TYPE DATA: Holotype: ANIC No. 9132 imago ♂. Paratypes: ANIC Nos. 20396, 20394, 20555–63 (10 18923) imagoes, soldiers, workers.

TYPE LOCALITY: Australia: New South Wales: Binya State Forest [34°15'S, 146°15'E].

- Watson and Abbey, 1993b: 36, fig. 48 • *Heterotermes brevicatena*; distribution map.
- Watson et al., 1998: 191 • *Heterotermes brevicatena*; catalog; synonymy; distribution; ecology. Australia.

🌐 DISTRIBUTION: Australian Region—Australia: Australian Capital Territory, New South Wales, Victoria.

***Heterotermes canalifrons* Mathur and Thapa, 1962 [nomen nudum]**

Heterotermes canalifrons Mathur and Thapa, 1962a: 25 [nomen nudum; Emerson MS name published by Mathur and Thapa, 1962 and incorrectly credited to Emerson by them. Maiti, 2006 also gives Emerson the authorship, cites it in a key, and gives a description and figure of the soldier, with types for the first time; however Maiti's description of the species does not meet the requirements of ICZN, 1999, art. 16].

- Maiti, 2006: 112–113, fig. 56 • *Heterotermes canalifrons*; key; synonymy; soldier described and figured; distribution. Brazil.

🌐 DISTRIBUTION: Neotropical Region—Brazil: Pernambuco.

***Heterotermes cardini* (Snyder, 1924)**

Leucotermes cardini Snyder, 1924i: 17–19 (imago, soldier), pl. 3: figs. 18–19.

TYPE DATA: Holotype: USNM imago. Paratypes: USNM imagoes, soldiers, workers, MCZ imagoes, soldiers, workers, AMNH imagoes, soldier, workers.

TYPE LOCALITY: Bahamas: Andros Island.

- Snyder, 1926g: 3 • *Leucotermes cardini*; distribution. Antilles.
- Light, 1933: 109 • *Heterotermes cardini*; key; new combination.
- Adamson, 1938: 221 • *Heterotermes cardini*; listed.
- Snyder, 1949a: 67 • *Heterotermes cardini*; catalog. West Indies.
- Snyder, 1956b: 190, 191, 192, 193, 198, 199 • *Heterotermes cardini*; key; distribution. Bahamas: Andros Island, Nassau; Cuba; Dominican Republic.
- Harris, 1961a: 97, 106 • *Heterotermes cardini*; damage; distribution.
- Araujo, 1977c: 26 • *Heterotermes cardini*; catalog. Bahamas; Cuba; Dominican Republic; Haiti.
- Scheffrahn et al., 1994: 214, 215, 217, 219, 220, 232 • *Heterotermes cardini*; distribution. Bahamas; Cuba; Hispaniola: Dominican Republic; Haiti.

- Darlington, 1997a: 95–97 • *Heterotermes cardini*; ergatoids.
- Constantino, 1998b: 157 • *Heterotermes cardini*; catalog. Bahamas; Cuba; Hispaniola.
- Sands, 1998: 71 • *Heterotermes cardini*; locality. Panama.
- Cruz et al., 2004: 6 • *Heterotermes cardini*; checklist; distribution. Cuba.
- Austin et al., 2004a: 548–555 • *Heterotermes cardini*; COII sequences; phylogeny.
- Scheffrahn et al., 2004: 872–876 • *Heterotermes cardini*; 16S rRNA sequences; phylogeny.
- Szalanski et al., 2004: 556–566 • *Heterotermes cardini*; 16s rRNA sequences; morphology; phylogeny; distribution.
- Maiti, 2006: 107, 109 • *Heterotermes cardini*; listed; key.
- Scheffrahn et al., 2006: 476, figs. 3H, 4D • *Heterotermes cardini*; soldier, wing figured; key; synonymy; distribution. Bahamas and Cuba only; remarks on other records; Dominican Republic, Haiti = *convexinotus*].

🌐 DISTRIBUTION: Neotropical Region—Bahamas; Cuba; Hispaniola; Panama.

Heterotermes ceylonicus (Holmgren, 1911)

Leucotermes ceylonicus Holmgren, 1911c: 190–192 (imago, soldier), pl. 2: figs. C1, C2.

TYPE DATA: Syntypes: ZIHS imagoes, soldiers, pseudoworkers, AMNH imagoes, soldiers, pseudoworkers, USNM soldier, workers (ex AMNH).

TYPE LOCALITY: Sri Lanka [Ceylon]: Peradeniya.

- Holmgren, 1911a: 69, pl. 5: fig. 5 • *Leucotermes ceylonicus*; listed; soldier figured. Sri Lanka.
- Escherich, 1911: 56, 58, 165 • *Leucotermes ceylonicus*; biology.
- Holmgren, 1913c: 65–66, pl. 2: fig. 6a • *Leucotermes (Leucotermes) ceylonicus*; imago, soldier, worker described; soldier figured; key; distribution. Sri Lanka.
- Bugnion, 1913d: 167 • *Leucotermes ceylonicus*; antennal articles. Sri Lanka.
- Green, 1913: 8 • *Leucotermes ceylonicus*; biology; locality. Sri Lanka.
- Bugnion, 1914f: 177 • *Leucotermes ceylonicus*; remarks.
- Holmgren, 1914: 235 • *Leucotermes (Leucotermes) ceylonicus*; locality. Sri Lanka.
- John, 1925: 381 • *Leucotermes ceylonicus*; locality. Sri Lanka.
- Snyder, 1926g: 3 • *Leucotermes ceylonicus*; distribution. Sri Lanka.
- Snyder, 1933b: 5 • *Heterotermes ceylonicus*; comparisons; new combination.
- Margabandhu, 1934: 703 • *Leucotermes ceylonicus*; annotated reference list; biology.
- Wheeler, 1936: 222, 224, 229 • *Heterotermes ceylonicus*; ant ecological relationships.
- Snyder, 1949a: 67 • *Heterotermes ceylonicus*; catalog; reference list. Sri Lanka.
- Lal and Menon, 1953: 30 • *Heterotermes ceylonicus*; catalog; systematic and biological reference list. Sri Lanka.
- Ahmad, 1958: 69, 70 • *Heterotermes ceylonicus*; key.
- Harris, 1961a: 155, 159 • *Heterotermes ceylonicus*; damage; distribution.
- Mathur and Thapa, 1962a: 25 • *Heterotermes ceylonicus*; collection catalog. Sri Lanka.
- Ranaweera, 1962: 89, 91, 101, fig. 8 • *Heterotermes ceylonicus*; key; soldier figured; biology; damage; distribution. Sri Lanka.
- Mathur and Chhotani, 1969: 8 • *Heterotermes ceylonicus*; listed.
- Roonwal, 1970c: 333 • *Heterotermes ceylonicus*; biology; distribution.
- Sen-Sarma, 1974: 452 • *Heterotermes ceylonicus*; ecology and biogeography. Sri Lanka.
- Morimoto, 1975c: 53, fig. 18 • *Heterotermes ceylonicus*; remarks; soldier figured; distribution.
- Chhotani and Bose, 1979b: 19 • *Heterotermes ceylonicus*; nesting behavior and nests. India.
- Thakur and Sen-Sarma, 1979: 4, 7–10, figs. 3, 4 • *Heterotermes ceylonicus*; synonymy; key; imago, soldier, worker described, measured and figured; types listed; distribution; comparisons. Sri Lanka.
- Chhotani, 1980: fig. 7A • *Heterotermes ceylonicus*; soldier figured.
- Chhotani, 1984: 118 • *Heterotermes ceylonicus*; listed; castes known; distribution. Sri Lanka.

- Verma, 1985a: 176–177 • *Heterotermes ceylonicus*; soldier measurements; distribution. India; Sri Lanka.
- Roonwal and Chhotani, 1989: 93, 479–483, figs. 250–251 • *Heterotermes ceylonicus*; imago, soldier, pseudoworker described and figured; synonymy; key; biology and ecology. Sri Lanka.
- Ahmad and Akhtar, 2002: 15 • *Heterotermes ceylonicus*; catalog. Sri Lanka.
- Maiti, 2006: 113–114, fig. 57 • *Heterotermes ceylonicus*; key; synonymy; imago, soldier described and figured; distribution. Sri Lanka.

🌐 DISTRIBUTION: Oriental Region—Sri Lanka.

Heterotermes convexinotatus (Snyder, 1924)

Leucotermes convexinotatus Snyder, 1924i: 15–18 (imago, soldier), pl. 1: figs. 7, 8.

TYPE DATA: Holotype: USNM No. 25083 imago. Paratypes: USNM imagoes, soldiers, workers, AMNH imagoes, soldier, workers, NHMM imagoes, soldiers, nymphs.

TYPE LOCALITY: Panama: Colón.

- Dietz and Snyder, 1924: 282, 290–291 • *Leucotermes convexinotatus*; locality; swarming; biology. Panama.
- Snyder, 1925j: 193 • *Leucotermes convexinotatus*; listed. Panama.
- Snyder, 1926g: 3 • *Leucotermes convexinotatus*; distribution. Antilles; Central America.
- Light, 1933: 109 • *Heterotermes convexinotatus*; key; new combination.
- Adamson, 1938: 221 • *Heterotermes convexinotatus*; cited.
- Wolcott, 1939: 23, 26 • *Heterotermes convexinotatus*; cited.
- Wolcott, 1941: 42 • *Heterotermes convexinotatus*; distribution. Puerto Rico.
- Snyder, 1949a: 67 • *Heterotermes convexinotatus*; catalog; reference list; synonymy. Costa Rica; Mexico; Panama; West Indies.
- Wolcott, 1950: 68 • *Heterotermes convexinotatus*; biology; distribution. Puerto Rico.
- Becker, 1953: 345 • *Heterotermes convexinotatus*; measurements; biology; distribution. Guatemala.
- Snyder, 1956b: 190, 192, 193, 194, 195, 198, 199 • *Heterotermes convexinotatus*; key; distribution. Barbados; Cuba; Haiti; Jamaica; Puerto Rico; St. Croix; St. Thomas.
- Harris, 1959a: 181, 183 • *Heterotermes convexinotatus*; damage; locality. Belize.
- Snyder, 1959a: 317, 319, 320 • *Heterotermes convexinotatus*; key; distribution. Venezuela.
- Harris, 1961a: 155, 161, 162 • *Heterotermes convexinotatus*; damage; distribution.
- Mathur and Thapa, 1962a: 25 • *Heterotermes convexinotatus*; collection catalog. Mexico.
- Mumford, 1965: 22 • *Heterotermes convexinotatus*; interception. USA: Delaware.
- Krishna, 1966: 14, fig. 3E • *Heterotermes convexinotatus*; figured.
- Van Boven, 1969a: 40 • *Heterotermes convexinotatus*; types listed.
- Weesner, 1970: 506 • *Heterotermes convexinotatus*; distribution.
- Araujo, 1977c: 25 • *Heterotermes aureus convexinotatus*; catalog; synonymy. Barbados; Belize; Costa Rica; Cuba; Galápagos; Guatemala; Haiti; Jamaica; Mexico; Panama; Puerto Rico; Santa Cruz; St. Thomas; Venezuela.
- Prestwich, 1984a: table 1 • *Heterotermes convexinotatus*; checklist; ecology; defense mode; chemicals; distribution.
- Hrdý, 1985: 245–249 • *Heterotermes convexinotatus*; hormones; soldier production.
- Maes, 1990: 15 • *Heterotermes aureus convexinotatus*; catalog; synonymy; distribution. Barbados; Belize; Costa Rica; Cuba; Galápagos; Guatemala; Haiti; Jamaica; Mexico; Nicaragua; Panama; Puerto Rico; St. Thomas; Venezuela.
- Nickle and Collins, 1990: 91, 97, 110–111, figs. 10C–E • *Heterotermes aureus convexinotatus*; key; soldier figured; characters; distribution. Mexico.
- Nickle and Collins, 1992: 209, 224, figs. 13.56, 13.57 • *Heterotermes aureus convexinotatus*; key; soldier figured; distribution. Panama.

- Clarke, 1994: 14 • *Heterotermes convexinotatus*; checklist; distribution. Jamaica.
- Scheffrahn et al., 1994: 215, 217, 220, 221, 223, 229, 232 • *Heterotermes convexinotatus*; distribution. Barbados; Cuba; Hispaniola: Haiti; Jamaica; Puerto Rico; Virgin Islands: St. Croix; St. Thomas.
- Scheffrahn and Su. 1995: 623–627 • *Heterotermes ?convexinotatus*; biology; damage. USA: Florida: introduced.
- Constantino, 1998b: 157 • *Heterotermes convexinotatus*; catalog; synonymy. From western Mexico to Venezuela; Barbados; Greater Antilles; Virgin Islands; ?USA: Florida: introduced.
- Fontes, 1998: 330 • *Heterotermes aureus convexinotatus*; catalog; distribution. Nicaragua.
- Constantino, 2000b: 464, 470, figs. 9, 14, 20, 30 • *Heterotermes convexinotatus*; key; soldier figured; distribution.
- Issa, 2000: 380 • *Heterotermes convexinotatus*; checklist; distribution. Venezuela.
- Gould et al., 2001: 124 • *Heterotermes convexinotatus*; ecology. Costa Rica.
- Méndez-Montiel and Equihua-Martínez, 2001: 173–187 • *Heterotermes convexinotatus*; checklist; diversity; distribution. Mexico.
- Constantino, 2002c: 357, table 2 • *Heterotermes convexinotatus*; checklist; damage; distribution. Colombia; Venezuela.
- Cruz et al., 2004: 6 • *Heterotermes convexinotatus*; checklist; distribution. Cuba.
- Szalanski et al., 2004: 556–566 • *Heterotermes convexinotatus*; 16s rRNA sequences; morphology; phylogeny; distribution.
- Scheffrahn et al., 2005c: 550, table 1 • *Heterotermes convexinotatus*; checklist; distribution. Nicaragua.
- Maiti, 2006: 114–115, fig. 58 • *Heterotermes convexinotatus*; key; synonymy; soldier described and figured; distribution. Costa Rica; Guatemala; Honduras; Mexico; Panama.
- Roisin et al., 2006: 301–311 • *Heterotermes convexinotatus*; ecology; canopy forest; species richness; vertical distribution. Panama.

Heterotermes orthognathus Light, 1933: 113–114 (soldier), pl. 8: figs. 8, 13.

TYPE DATA: Syntypes: AMNH soldiers, workers (Mexico: Jala [one soldier incorrectly labeled as “holotype”; Light did not designate a holotype; also incorrectly cited as “holotype” by Constantino, 1998b]), AMNH soldiers, workers (Mexico: Colima State: Madrid), AMNH soldiers, workers (Mexico: Colima State: Colima).

TYPE LOCALITIES: Mexico: Colima State: Colima, Jala, Madrid.

- Light, 1934j: 338 • *Heterotermes orthognathus*; distribution. Mexico.
- Light, 1935: 234, 248 • *Heterotermes orthognathus* [part only]; locality. Mexico: except Puerto Vallarta [= *maculatus* fide Emerson]; Costa Rica; Ecuador: Galápagos Islands.
- Snyder, 1949a: 67 • *Heterotermes orthognathus*; synonymized with *convexinotatus*.
- Linsley and Usinger, 1966: 126 • *Heterotermes orthognathus*; listed; distribution. Galápagos Islands: Indefatigable.

Heterotermes pallidus Light, 1935: 247–248, fig. 5 (imago).

TYPE DATA: Holotype: CAS 3937 dealate imago. Paratype: AMNH dealate imago.

TYPE LOCALITY: Costa Rica: Puentarenas.

- Snyder, 1949a: 67 • *Heterotermes pallidus*; synonymized with *convexinotatus*.

🌐 DISTRIBUTION: Nearctic Region—USA: Florida, Louisiana, Texas. ♦ Neotropical Region—Barbados; Costa Rica; Cuba; Guatemala; Haiti; Jamaica; Mexico; Nicaragua; Panama; Puerto Rico; Venezuela; USA: Virgin Islands.

Heterotermes crinitus (Emerson, 1924)

Leucotermes crinitus Snyder, 1924i: 14, 15, imago, soldier [Emerson, 1925: 342–344, imago, soldier, figs. 37 a–d] gives a detailed description of *crinitus* as a new species, with selection of type locality and holotypes. However, Snyder, 1924i mentions key characters and credits Emerson with the authorship of this species. Therefore the date for this species is 1924, not, as heretofore mentioned in the literature, 1925].

TYPE DATA: Lectotype: AMNH imago [No holotype was selected by Emerson in Snyder 1924i: 15; his selection of a holotype subsequently (1925) constitutes a lectotype]. Paralectotypes: AMNH imagoes, soldiers, workers, NHMM imagoes, MCZ No. 1058 ?, FRI imago.

LECTOTYPE DESIGNATION: Emerson, 1925: 343 [Emerson's selection of "holotype" is actually a lectotype, since it was done subsequent to the first description].

TYPE LOCALITY: Guyana (British Guiana): Kartabo.

- Emerson, 1925: 342–344, fig. 37 • *Leucotermes crinitus*; described as a new species; imago, soldier described and figured; type locality and holotype selected. Guyana; Kartabo.
- Snyder, 1926g: 3 • *Leucotermes crinitus*; locality. Guyana.
- Light, 1933: 109 • *Heterotermes crinitus*; key; new combination.
- Snyder, 1949a: 67 • *Heterotermes crinitus*; catalog; reference list. Guyana.
- Snyder, 1959a: 319, 320 • *Leucotermes crinitus* [keys = *crinitus*; localities = *tenuis*].
- Mathur and Thapa, 1962a: 25 • *Heterotermes crinitus*; collection catalog. British Guiana.
- Van Boven, 1969a: 40 • *Heterotermes crinitus*; types listed.
- Araujo, 1977c: 26 • *Heterotermes crinitus*; catalog. Guyana; Venezuela.
- Salick et al., 1983: 1–7 • *Heterotermes cristinitus* [sic]; ecology; rainforest. Brazil.
- Constantino and Canello, 1993: 402 • *Heterotermes crinitus*; distribution. Brazil: Amazonia.
- Constantino, 1998b: 157 • *Heterotermes crinitus*; catalog. Guyana; eastern Brazilian Amazonia; Venezuela.
- Fontes, 1998: 330 • *Heterotermes crinitus*; catalog; distribution. Brazil.
- Constantino, 2000b: 464, figs. 8, 13, 21, 30 • *Heterotermes crinitus*; key; soldier figured; distribution.
- Issa, 2000: 380 • *Heterotermes crinitus*; checklist; distribution. Venezuela.
- Constantino, 2002c: 357, table 2 • *Heterotermes crinitus*; checklist; damage; distribution. Brazil; Guyana; Venezuela.
- Maiti, 2006: 9, 110, 138, 139, fig. 59 • *Heterotermes crinitus*; key; soldier measurements, figure; distribution. Guyana.

🌐 DISTRIBUTION: Neotropical Region—Brazil; Guyana; Venezuela.

†***Heterotermes eocenicus*** Engel, 2008

†***Heterotermes eocenicus*** Engel, 2008: 199–201 (imago), figs. 5, 6.

TYPE DATA: Holotype: KU imago.

TYPE LOCALITY: Baltic Amber.

🌐 DISTRIBUTION: Palaearctic Region—Poland.

* FOSSIL RECORD: Cenozoic–Palaeogene: Eocene: Lutetian.

Heterotermes ferox (Froggatt, 1898)

Termes ferox Froggatt, 1898: 724–726 (imago, soldier, worker), pl. 34: fig. 1.

TYPE DATA: Lectotype: ANIC No. 9045 imago ♀. Paralectotypes: ANIC soldiers, workers, AMNH soldiers, workers, FRI soldier, worker [not type locality].

LECTOTYPE DESIGNATION: Hill, 1942: 125 • “Hololectotype” [= lectotype] designated.

TYPE LOCALITY: Australia: New South Wales: Thornleigh, near Sydney.

- Desneux, 1904b: 33 • *Termes (Leucotermes) ferox*; reference list. Australia.
- Froggatt, 1905: 27–28 • *Termes ferox*; characters; locality. Australia.
- Silvestri, 1909b: 297, pl. 19, figs. 122–124 • *Psalidotermes ferox*; soldier, worker characters; figures; locality; new combination. Australia.
- Holmgren, 1911d: 549 • *Leucotermes ferox*; new combination.
- Holmgren, 1911a: 69 • *Leucotermes ferox*; listed.
- Holmgren, 1913c: 60 • *Leucotermes (Leucotermes) ferox*; listed.
- Mjöberg, 1920: 29 • *Leucotermes ferox*; locality. Australia.
- Hill, 1922a: 398, fig. 80 • *Leucotermes ferox*; soldier figured; comparisons.
- Hill, 1925c: 88, fig. 2 • *Leucotermes ferox*; imago, soldier described; soldier figured. Australia.
- Snyder, 1926g: 3 • *Leucotermes ferox*; distribution. Australia.
- Hill, 1927a: 41, 51, 52, pl. 5: figs. 167, pl. 8: 168 • *Leucotermes ferox*; synonymy; remarks; biology; locality. Australia.
- Hill, 1932a: 143–144 • *Heterotermes ferox*; biology; locality; new combination. Australia.
- Hill, 1932b: 11, 23–24, fig. 15 • *Heterotermes ferox*; imago, soldier described and figured; key; distribution. Australia.
- Hill, 1935: 18, 20 • *Heterotermes ferox*; associations.
- Hill, 1938: 354 • *Heterotermes ferox*; biology; distribution. Australia.
- Hill, 1942: 122–125, figs. 3, 65, 66 • *Heterotermes ferox*; imago, soldier described and figured; synonymy; distribution; biology. Australia.
- Snyder, 1949a: 67, 68 • *Heterotermes ferox*; catalog; reference list; synonymy. Australia.
- Ratcliffe et al., 1952: 97, fig. 11L • *Heterotermes ferox*; soldier figured; characters; distribution.
- Roonwal and Pant, 1953: 48 • *Heterotermes ferox*; collection catalog. Australia.
- Mathur and Thapa, 1962a: 25 • *Heterotermes ferox*; collection catalog. Australia.
- Ferrar and Watson, 1970: 101 • *Heterotermes ferox*; checklist; ecology; distribution. Australia.
- Gay and Calaby, 1970: 409–410 • *Heterotermes ferox*; biology; distribution. Australia.
- Watson et al., 1978b: 102, 104 • *Heterotermes ferox*; distribution; ecology.
- Watson et al., 1989: 321–323 • *Heterotermes ferox*; imago, soldier, worker described; cuticular hydrocarbons; locality. Australia.
- Watson and Gay, 1991: fig. 20.6A • *Heterotermes ferox*; soldier figured.
- Watson and Abbey, 1993b: 36, 37, figs. 49, 50 • *Heterotermes ferox*; distribution map.
- Sands, 1998: 71 • *Heterotermes ferox*; locality. Australia.
- Watson et al., 1998: 191–192 • *Heterotermes ferox*; catalog; synonymy; distribution; ecology. Australia.
- Lo et al., 2006: 433–437 • *Heterotermes ferox*; COII sequences; phylogeny.
- Maiti, 2006: 115–116, fig. 60 • *Heterotermes ferox*; key; synonymy; imago, soldier described and figured; distribution. Australia.

🌐 DISTRIBUTION: Australian Region—Australia: Australian Capital Territory, New South Wales, Queensland, South Australia, Victoria, Western Australia.

***Heterotermes gertrudae* Roonwal, 1953**

Heterotermes gertrudae Roonwal, 1953: 115–118 (soldier, pseudoworker), fig. 1 [treated as a synonym of *H. indicola* by Thakur and Sen-Sarma, 1979: 10–11].

TYPE DATA: Holotype: AMNH soldier. Paratypes: AMNH soldiers, pseudoworkers, FRI soldiers, ZSI soldier, worker.

TYPE LOCALITY: India: Uttarakhand: Almora, 5500 feet.

- Ahmad, 1958: 69 • *Heterotermes gertrudae*; key.
- Mathur and Thapa, 1962a: 25 • *Heterotermes gertrudae*; collection catalog. India.

- Roonwal, 1970c: 333 • *Heterotermes gertrudae*; biology; distribution.
- Roonwal and Verma, 1976: 241–247, figs. 1–3 • *Heterotermes gertrudae*; imago (previously unknown) described and figured; distribution. India.
- Verma and Thakur, 1976b: 140 • *Heterotermes gertrudae*; soldier measurements; distribution. India.
- Roonwal, 1977d: 36 • *Heterotermes gertrudae*; wing microsculpturing.
- Roonwal and Rathore, 1977: 300 • *Heterotermes gertrudae*; wing microsculpturing.
- Roonwal, 1978a: 102, 104 • *Heterotermes gertrudae*; biology; distribution.
- Thakur and Sen-Sarma, 1979: 10–11 • *Heterotermes indicola* [part]; *gertrudae* treated as synonym of *indicola*.
- Roonwal, 1982a: 1–4, figs. 1A–C • *Heterotermes gertrudae*; measurements; comparisons; forewing surface figured.
- Roonwal and Rathore, 1982: 324, 341, fig. 3 • *Heterotermes gertrudae*; wing microsculpturing.
- Chhotani, 1984: 118 • *Heterotermes gertrudae*; listed; castes known; distribution. India.
- Roonwal, 1985b: 153, figs. 7A–B • *Heterotermes gertrudae*; wing microsculpturing.
- Verma, 1986: 46–52 • *Heterotermes gertrudae*; associations.
- Roonwal and Chhotani, 1989: 37, 93, 483–487, figs. 22c, 252–254 • *Heterotermes gertrudae*; imago, soldier, pseudoworker described and figured; synonymy; key; biology and ecology. India.
- Verma, 1995a: 48 • *Heterotermes gertrudae*; distribution. India: Western Himalaya.
- Ahmad and Akhtar, 2002: 15 • *Heterotermes gertrudae*; catalog. India.
- Rathore and Tak, 2004a: 44, 51–52 • *Heterotermes gertrudae*; key; synonymy; soldier, worker described; distribution. India.
- Rathore and Bhattacharyya, 2004: 10, 20, 64, pl. 2: fig. 10 • *Heterotermes gertrudae*; key; checklist; soldier figured; damage; distribution. India.
- Maiti, 2006: 117–118, fig. 61 • *Heterotermes gertrudae*; key; synonymy; imago, soldier described and figured; distribution. India.

🌐 DISTRIBUTION: Oriental Region—India: Gujarat, Himachal Pradesh, Rajasthan, Uttarakhand, Uttar Pradesh.

Heterotermes indicola (Wasmann, 1902)

Leucotermes indicola Wasmann, 1902d: 118–119 (soldier, pseudoworker), pl. 4: fig. 2.

TYPE DATA: Lectotype: NHMM soldier. Paralectotypes: NHMM imagoes, soldiers, pseudoworkers, AMNH imagoes, soldiers, pseudoworkers, USNM imago, soldier, pseudoworker.

TYPE LOCALITY: India: Bombay.

- Desneux, 1904b: 33 • *Termes (Leucotermes) indicola*; reference list; new combination. India.
- Holmgren, 1911a: 69 • *Leucotermes indicola*; listed. India.
- Holmgren, 1911c: 191 • *Leucotermes indicola*; remarks.
- Holmgren, 1912c: 776, 777 • *Leucotermes indicola*; imago, soldier described. India.
- Fletcher, 1912: 223, fig. 3 • *Leucotermes indicola*; damage; soldier figured.
- Holmgren, 1913b: 103–104 • *Leucotermes indicola*; locality. India.
- Holmgren, 1913c: 60, 64–65, pl. 2: figs. 4, 6b • *Leucotermes (Leucotermes) indicola*; imago, soldier, worker described; soldier figured; key; distribution. India.
- Assmuth, 1913: 372–384, pl. 1: fig. 1 • *Leucotermes indicola*; soldier described and figured; biology; damage. India.
- Bugnion, 1913d: 167 • *Leucotermes indicola*; antennal articles. India.
- Bugnion, 1914f: 177 • *Leucotermes indicola*; listed.
- Holmgren and Holmgren, 1917: 140 • *Leucotermes indicola*; locality. India.
- Snyder, 1926g: 3 • *Leucotermes indicola*; distribution. India.
- Kirby, 1932: 406, 407 • *Leucotermes indicola*; protozoa.

- Snyder, 1933b: 5 • *Heterotermes indicola*; comparisons; new combination.
- Margabandhu, 1934: 703 • *Leucotermes indicola*; annotated reference list; biology.
- Wheeler, 1936: 223 • *Heterotermes indicola*; ant ecological relationships.
- Beeson, 1941: 544 • *Heterotermes indicola*; listed.
- Snyder, 1949a: 68 • *Heterotermes indicola*; catalog; reference list. India.
- Lal and Menon, 1953: 30–31 • *Heterotermes indicola*; catalog; systematic and biological reference list. India [Sri Lanka doubtful].
- Roonwal and Pant, 1953: 47 • *Heterotermes indicola*; collection catalog. India.
- Ahmad, 1955b: 215–218, figs. 10, 11 • *Heterotermes indicola*; imago, soldier described and figured; reference list; distribution. Pakistan.
- Chaudhry, 1955: 41–42 • *Heterotermes indicola*; damage; distribution. Pakistan.
- Roonwal, 1956b: 103–104 • *Heterotermes indicola*; economic damage. India.
- Ahmad, 1958: 69, 70 • *Heterotermes indicola*; key.
- Mathur and Sen-Sarma, 1959a: 3, 4, 5, pl. 1: figs. 3, 6, pl. 2: fig. 7 • *Heterotermes indicola*; biology; distribution. India; Pakistan.
- Roonwal, 1959: 511, 516, pl. 1: fig. 3 • *Heterotermes indicola*; listed.
- Vittal, 1959: 45, table 1 • *Heterotermes indicola*; protozoa.
- Weidner, 1960a: 57, 66, 68 • *Heterotermes indicola*; synonymy; locality. Afghanistan.
- Harris, 1961a: 155, 159 • *Heterotermes indicola*; damage; distribution.
- Ahmad, 1962: 67 • *Heterotermes indicola*; distribution. Pakistan.
- Arora, 1962: 111–112 • *Heterotermes indicola*; biology. India.
- Becker and Seifert, 1962: 276 • *Heterotermes indicola*; nest material; chemistry.
- Becker, 1962a: 476–486, figs. 1–14 • *Heterotermes indicola*; castes figured; damage; rearing; ecology.
- Becker, 1962c: 147, 148, 150, 159, 160, 161, 162, 163, 164, figs. 2, 3 • *Heterotermes indicola*; damage; ecology; distribution.
- Deoras, 1962: 102–103 • *Heterotermes indicola*; biology. India.
- Mathur, 1962: 137–138 • *Heterotermes indicola*; predators. India.
- Mathur and Thapa, 1962a: 25–26 • *Heterotermes indicola*; collection catalog. India.
- Mathur and Sen-Sarma, 1962a: 14, 17 • *Heterotermes indicola*; key.
- Rao, 1962: 71–72 • *Heterotermes indicola*; biology. India.
- Mathur and Thapa, 1963b: 106 • *Heterotermes indicola*; checklist; locality. India.
- Roonwal and Bose, 1964: 4, 5, 15, 16, fig. 5 • *Heterotermes indicola*; soldier described and figured; damage; distribution. India; Pakistan.
- Sen-Sarma and Chatterjee, 1965: 9–10 • *Heterotermes indicola*; biology. India.
- Chatterjee and Thakur, 1966a: 140–141, pl. 2 • *Heterotermes indicola*; synonymy; biology; damage; distribution. India; Pakistan.
- Chatterjee and Thakur, 1967: 6, 13–16, fig. 2 • *Heterotermes indicola*; synonymy; soldier measurements; soldier figured; distribution. India; Pakistan.
- Harris, 1967b: 215 • *Heterotermes indicola*; distribution. Afghanistan; India; Pakistan.
- Roonwal and Bose, 1969: 438–439, 445, pl. 22, fig. 1 • *Heterotermes indicola*; key; soldier figured; distribution.
- Van Boven, 1969a: 40 • *Heterotermes indicola*; types listed.
- Roonwal, 1970c: 333–334 • *Heterotermes indicola*; biology; distribution.
- Chaudhry et al., 1972: 17–19, fig. 19 • *Heterotermes indicola*; synonymy; soldier measurements, figure; ecology; biology; damage; distribution. Pakistan; Bangladesh.
- Roonwal, 1972a: 30 • *Heterotermes indicola*; control. India.
- Akhtar, 1974b: 101 • *Heterotermes indicola*; distribution. Afghanistan; Bangladesh; India; Pakistan.
- Sen-Sarma, 1974: 424, 426–427, 434, 450, 452, fig. 71 • *Heterotermes indicola*; ecology; biogeography. India.
- Akhtar, 1975: 43–45, 191, fig. 21 • *Heterotermes indicola*; soldier described and figured; distribution. Bangladesh.

- Morimoto, 1975c: 53, fig. 17 • *Heterotermes indicola*; remarks; soldier figured; distribution.
- Roonwal, 1975g: 397, 399, 402–403, fig. 16.5A • *Heterotermes indicola*; key; imago, soldier described; soldier figured; ecology; distribution.
- Sen-Sarma et al., 1975: 1, 4, 11, 24–25, 46–47, 64, 71, fig. 4, pls. 1a–c, 2, 3, 4c • *Heterotermes indicola*; distribution; ecology; key; soldier figured. Europe; India.
- Lenz, 1976: 73–89 • *Heterotermes indicola*; caste differentiation.
- Roonwal, 1976: 464, 466–469, 475, 478–479, 482–483, fig. 9d • *Heterotermes indicola*; soldier head figured; ecology; biology; distribution. India.
- Roonwal and Rathore, 1977: 300–301 • *Heterotermes indicola*; wing microsculpturing.
- Roonwal and Verma, 1977b: 434–435, 461, fig. 3 • *Heterotermes indicola*; imago described and figured; biology; distribution. India; Pakistan.
- Akhtar, 1978: 286, 288, 289 • *Heterotermes indicola*; swarming. Pakistan.
- Roonwal, 1978a: 102, 104 • *Heterotermes indicola*; biology; distribution.
- Roonwal and Bose, 1978: 322, 328 • *Heterotermes indicola*; ecology; biology; distribution.
- Sharma and Sharma, 1978: 88 • *Heterotermes indicola*; checklist; distribution. India: Jammu and Kashmir.
- Thakur, 1978d: 94, 96, 97 • *Heterotermes indicola*; damage; distribution.
- Becker, 1979: 81–92 • *Heterotermes indicola*; building behavior; magnetic field.
- Chhotani and Das, 1979: 47–52 • *Heterotermes indicola*; determination of size range and monomorphic nature of soldier caste. India.
- Chhotani and Bose, 1979b: 19–20, fig. 2C • *Heterotermes indicola*; nesting behavior and nests. India.
- Kayani et al., 1979: 131, 134, 136 • *Heterotermes indicola*; ecology; altitudinal distribution. Pakistan.
- Mishra and Sen-Sarma, 1979a: 1–14 • *Heterotermes indicola*; nest material analysis.
- Roonwal et al., 1979b: 341, 349, figs. 12D–F • *Heterotermes indicola*; wing microsculpturing.
- Thakur and Sen-Sarma, 1979: 4, 10–15, figs. 5–7 • *Heterotermes indicola*; synonymy; key; imago, soldier, worker described, measured and figured; types listed; distribution; comparisons. India.
- Ahmad et al., 1980: 227–237 • *Heterotermes indicola*; colony foundation; post flight behavior in laboratory.
- Becker, 1980c: 31, 32 • *Heterotermes indicola*; ecology; damage; distribution. Nepal.
- Chhotani, 1980: 5, 26–28, fig. 7B • *Heterotermes indicola*; imago, soldier described and figured; distribution; host and pest status; biology and ecology; key. Afghanistan; Bangladesh; India; Pakistan.
- Sen-Sarma and Thakur, 1980a: 9–11, fig. 6 • *Heterotermes indicola*; soldier measured and figured; synonymy; distribution. India.
- Thakur, 1980b: 121, 123, 125, fig. 2 • *Heterotermes indicola*; soldier figured; ecology; distribution. India; Pakistan; Bangladesh.
- Verma, 1980: 46 • *Heterotermes indicola*; checklist. India: Uttarakhand.
- Thakur and Sen-Sarma, 1981: 39, 41 • *Heterotermes indicola*; swarming; biology.
- Ahmad et al., 1982: 65–70 • *Heterotermes indicola*; biology; ecology.
- Roonwal, 1982a: 1–4, figs. 1D–F • *Heterotermes indicola*; measurements; comparisons; forewing surface figured.
- Roonwal and Rathore, 1982: 324, 341, fig. 4 • *Heterotermes indicola*; wing microsculpturing.
- Sen-Sarma, 1982: 142–146 • *Heterotermes indicola*; damage. Oriental Region.
- Akhtar, 1983: 278, 279, 283, 284, figs. 1C, 2C, 3 • *Heterotermes indicola*; key; soldier, worker figured; damage; distribution. Pakistan.
- Kayani and Sheikh, 1983: 14, 15 • *Heterotermes indicola*; ecology. Pakistan.
- Maiti, 1983: 16, 22, 44–47, fig. 10 • *Heterotermes indicola*; key; synonymy; imago, soldier described and figured; biology; distribution. Afghanistan; Bangladesh; India.
- Chhotani, 1984: 118 • *Heterotermes indicola*; listed; castes known; distribution. Bangladesh; India.
- Bose and Roy, 1984: 189 • *Heterotermes indicola*; distribution. Bangladesh.
- Verma, 1984c: 46 • *Heterotermes indicola*; associations.

- Verma, 1985d: 309, 310, 313 • *Heterotermes indicola*; key; distribution.
- Chhotani, 1985: 93 • *Heterotermes indicola*; distribution and zoogeography. Indian subregion.
- Hrdý, 1985: 245–249 • *Heterotermes indicola*; hormones; soldier production.
- Roonwal, 1985a: 7, 8, 9, 10, fig. 1, pls. 1, 2 • *Heterotermes indicola*; wing microsculpturing.
- Roonwal, 1985b: figs. 7C–D, pl. 1: fig. 1, pl. 2 • *Heterotermes indicola*; wing surfaces figured.
- Roonwal, 1985d: fig. 4E • *Heterotermes indicola*; wing microsculpturing.
- Ahmad, 1986: 16 • *Heterotermes indicola*; distribution. Bangladesh; Pakistan: Baluchistan, divided Kashmir, North West Frontier Province, Punjab, Sind.
- Chhotani, 1986: 22, 24 • *Heterotermes indicola*; distribution and zoogeography. Bangladesh.
- Verma, 1986: 46–52 • *Heterotermes indicola*; associations.
- Akhtar and Parveen, 1989: 2, 7–9, fig. 3 • *Heterotermes indicola*; key; worker described and figured. Pakistan.
- Roonwal and Chhotani, 1989: 37, 93, 487–491, figs. 10C, 255–256, pl. 2 • *Heterotermes indicola*; imago, soldier, pseudoworker described and figured; synonymy; key; biology and ecology. Afghanistan; India.
- Thakur (R.K.), 1989: 14, fig. 6 • *Heterotermes indicola*; key; synonymy; soldier measurements, figure; distribution. India.
- Verma, 1990: 296 • *Heterotermes indicola*; key.
- Thakur, 1991: 55–56, 58, 60 • *Heterotermes indicola*; swarming; biology; distribution.
- Prasad and Kumar, 1991: 73–74 • *Heterotermes indicola*; swarming; sex ratio.
- Shakoor et al., 1991: 358 • *Heterotermes indicola*; checklist; damage; distribution. Pakistan: divided Kashmir.
- Thakur (R.K.), 1991: 7, 12–13, 24, 34 • *Heterotermes indicola*; ecology; biology; damage; distribution. Afghanistan; Bangladesh; India; Pakistan.
- Akhtar et al., 1992: 91, 92 • *Heterotermes indicola*; damage; altitudinal distribution. Pakistan: divided Kashmir.
- Thakur, 1993: 127, 128 • *Heterotermes indicola*; synonymy; soldier measurements; distribution.
- Verma and Rathore, 1993: 107–114 • *Heterotermes indicola*; associations.
- Maiti and Saha, 1993: 512 • *Heterotermes indicola*; listed; distribution. India.
- Verma and Purohit, 1993: 196, 205 • *Heterotermes indicola*; key; distribution. Afghanistan; Bangladesh; India; Nepal; Pakistan.
- Verma et al., 1993: 214, 217 • *Heterotermes indicola*; key; distribution. Afghanistan; Bangladesh; India; Nepal; Pakistan.
- Thakur, 1994: 457 • *Heterotermes indicola*; ecology; distribution.
- Noirot, 1995b: 197–226 • *Heterotermes indicola*; gut morphology.
- Verma, 1995b: 43, 44, 45 • *Heterotermes indicola*; damage; distribution.
- Verma, 1995c: 218, 225 • *Heterotermes indicola*; key; distribution. Afghanistan; Bangladesh; India; Nepal; Pakistan.
- Verma, 1995a: 48 • *Heterotermes indicola*; distribution. India: Western Himalaya.
- Verma and Rathore, 1995: 22, 26, 28 • *Heterotermes indicola*; synonymy; key; distribution. India; Pakistan.
- Verma and Purohit, 1996: 237 • *Heterotermes indicola*; listed. India: Rajasthan.
- Rathore, 1996: 173 • *Heterotermes indicola*; ecology; distribution. India.
- Thakur and Mishra, 1996: 77–78 • *Heterotermes indicola*; laboratory culturing.
- Ravan and Akhtar, 1998: 9–26 • *Heterotermes indicola*; feeding; ecology; distribution. Iran.
- Ravan and Akhtar, 1999a: 66 • *Heterotermes indicola*; distribution. Iran.
- Ahmad and Akhtar, 2002: 16 • *Heterotermes indicola*; catalog. Bangladesh; India; Pakistan.
- Rathore and Tak, 2004a: 44, 52 • *Heterotermes indicola*; key; synonymy; soldier described; distribution. Afghanistan; India.
- Rathore and Bhattacharyya, 2004: 10, 20–21, 64, pl. 2: fig. 11 • *Heterotermes indicola*; key; checklist; soldier figured; damage; distribution. Afghanistan; India; Pakistan.
- Rathore and Tak, 2004b: 72 • *Heterotermes indicola*; distribution. India: northern region, Gujarat, Rajasthan.

- Roy, 2005: 140 • *Heterotermes indicola*; checklist; distribution. India.
- Maiti, 2006: 119–120, fig. 64 • *Heterotermes indicola*; key; synonymy; imago, soldier described and figured; distribution. Afghanistan; India; Pakistan.
- Aihetasham and Akhtar, 2008: 75–82 • *Heterotermes indicola*; sex ratio; swarming.

🌐 DISTRIBUTION: Oriental Region—Bangladesh; India: Gujarat, Haryana, Himachal, Jammu and Kashmir, Maharashtra, Punjab, Rajasthan, Uttar Pradesh; Nepal; Pakistan. ♦ Palaearctic Region—Afghanistan; Iran; Pakistan: Baluchistan.

Heterotermes intermedius Hill, 1932

Heterotermes intermedius Hill, 1932a: 144–146 (imago, soldier, worker), figs. 9–12.

TYPE DATA: Lectotype: ANIC No. 9047 imago ♀. Paralectotypes: ANIC imagoes, soldiers, workers, AMNH imagoes, soldiers, workers, NCIP imago, soldier [incorrectly cited as paratypes by Ruelle, 1975b], FRI imagoes, soldier.

LECTOTYPE DESIGNATION: Hill, 1942: 129 [inadvertent selection by inference of “holotype” (ICZN, 1999, art. 74.6)].

TYPE LOCALITY: Australia: Western Australia, near Kalgoorlie.

- Hill, 1942: 128–129, fig. 69 • *Heterotermes paradoxus intermedius*; imago, soldier described and figured; synonymy; distribution; biology. Australia.
- Snyder, 1949a: 69 • *Heterotermes paradoxus intermedius*; catalog; reference list. Australia.
- Ratcliffe et al., 1952: 97 • *Heterotermes paradoxus intermedius*; distribution.
- Mathur and Thapa, 1962a: 26 • *Heterotermes paradoxus intermedius*; collection catalog. Australia.
- Ferrar and Watson, 1970: 101 • *Heterotermes paradoxus intermedius*; checklist; ecology; distribution. Australia.
- Gay and Calaby, 1970: 410 • *Heterotermes paradoxus intermedius*; biology; distribution. Australia.
- Ruelle, 1975b: 5 • *Heterotermes intermedius*; types listed; raised to species level.
- Watson and Gay, 1991: fig. 20. 15E • *Heterotermes intermedius*; soldier figured.
- Watson and Abbey, 1993b: 37, fig. 51 • *Heterotermes intermedius*; distribution map.
- Watson et al., 1998: 192 • *Heterotermes intermedius*; catalog; synonymy; distribution; ecology. Australia.
- Maiti, 2006: 125–126, fig. 70 • *Heterotermes paradoxus intermedius*; key; synonymy; imago, soldier described and figured; distribution. Australia.

🌐 DISTRIBUTION: Australian Region—Australia: Western Australia.

Heterotermes longicatena Watson and Miller, 1989

Heterotermes longicatena Watson et al., 1989: 324–325 (imago, soldier, worker), figs. 21, 31, 38, 41, 45.

TYPE DATA: Holotype: ANIC No. 9133 imago ♂. Paratypes: ANIC No. 10 20396 imagoes, soldiers, workers.

TYPE LOCALITY: Australia: Binya State Forest [34°15'S, 146°15'E].

- Watson and Abbey, 1993b: 38, fig. 52 • *Heterotermes longicatena*; distribution map.
- Watson et al., 1998: 192 • *Heterotermes longicatena*; catalog; synonymy; distribution; ecology. Australia.

🌐 DISTRIBUTION: Australian Region—New South Wales.

Heterotermes longiceps (Snyder, 1924)

Leucotermes longiceps Snyder, 1924i: 15, 20–21 (soldier).

TYPE DATA: Holotype: USNM soldier [soldier and workers identified by Silvestri as *Leucotermes tenuis* Hagen]. Paratypes: USNM workers, AMNH soldier, workers, FRI worker, nymph, USNM soldier, workers.

TYPE LOCALITY: Brazil: Coxipó, Cuyabá [Silvestri (personal commun.) believed material sent to Washington was from Argentina: S. Ana; vial in Silvestri collection from Coxipó not *longiceps* fide Emerson, who examined the specimen].

- Silvestri, 1901: 3 • *Leucotermes tenuis* [misidentification]; locality. Paraguay.
- Silvestri, 1903: 38, 111, figs. 7, 35, pl. 1: figs. 33–38 • *Leucotermes tenuis* [misidentification]; imago, soldier, worker described; imago, soldier, nest figured; biology. Argentina; Brazil; Paraguay [Emerson in his card catalog has a note saying that he examined Silvestri's specimens from Brazil: Coxipó (Cuyaba) labeled "F. Silvestri, 3. 1X. 1900" and identified them as *longiceps*].
- Snyder, 1926g: 3 • *Leucotermes longiceps*; locality. Brazil.
- Light, 1933: 109 • *Heterotermes longiceps*; key; new combination.
- Snyder, 1949a: 68 • *Heterotermes longiceps*; catalog; reference list. Brazil.
- Araujo, 1958a: 195 • *Heterotermes longiceps*; distribution.
- Araujo, 1958b: 220, 222 • *Heterotermes longiceps*; distribution.
- Mathur and Thapa, 1962a: 26 • *Heterotermes longiceps*; collection catalog. Argentina.
- Araujo, 1977c: 26 • *Heterotermes longiceps*; catalog. Brazil; Paraguay.
- Mathews, 1977: 83–85, figs. 20, 21 • *Heterotermes longiceps*; major, minor soldier described and figured. Brazil.
- Roonwal, 1981: 470–471, figs. 1E–H • *Heterotermes longiceps*; wing microsculpturing.
- Prestwich, 1984a: table 1 • *Heterotermes longiceps*; checklist; ecology; defense mode; chemicals; distribution.
- Godoy and Torales, 1996: 31–40, figs. 1–11 • *Heterotermes longiceps*; gut morphology; gut figured.
- Torales et al., 1997: 48 • *Heterotermes longiceps*; distribution. Argentina.
- Constantino, 1998b: 157 • *Heterotermes longiceps*; catalog. Argentina; Brazil.
- Fontes, 1998: 331 • *Heterotermes longiceps*; catalog; distribution. Argentina.
- Torales, 1998: 413–435 • *Heterotermes longiceps*; damage; distribution. Argentina.
- Constantino, 2000b: 464, 469–472, figs. 2–4, 11, 17, 18, 31 • *Heterotermes longiceps*; key, imago (previously unknown) described and figured; soldier figured; damage; distribution. Brazil.
- Constantino and Dianese, 2001: 325 • *Heterotermes longiceps*; checklist; biology; ecology; damage; distribution. Brazil: Brasilia.
- Constantino, 2002c: 357, table 2 • *Heterotermes longiceps*; checklist; damage; distribution. Argentina; Brazil.
- Fontes and Milano, 2002: 116, fig. 6 • *Heterotermes longiceps*; distribution map; damage in urban areas.
- Milano and Fontes, 2002: 47, 48–49, fig. 4 • *Heterotermes longiceps*; distribution map; damage in urban areas. Argentina; Brazil.
- Lo et al., 2004: 365–371 • *Heterotermes longiceps*; phylogeny; COI, COII, 16S rRNA sequences.
- Cuzzo, 2005: 106–108 • *Heterotermes longiceps*; checklist; distribution. Argentina.
- Torales et al., 2005a: 861 • *Heterotermes longiceps*; distribution. Argentina: Corrientes, Santiago del Estero, Chaco, Formosa.
- Torales et al., 2005b: 259–280 • *Heterotermes longiceps*; checklist; diversity; litoral; distribution. Argentina.
- Vasconcellos et al., 2005: 127–131 • *Heterotermes longiceps*; checklist; diversity; feeding groups; distribution. Brazil.
- Ferreira da Cunha et al., 2006: 518 • *Heterotermes longiceps*; checklist; distribution. Brazil: Goiás State.

- Maiti, 2006: 121–122, fig. 66 • *Heterotermes longiceps*; key; synonymy; soldier described and figured; distribution. Argentina; Brazil [South Africa incorrect; species misspelled as *longicons*].
- Noda et al., 2007: 1257–1266 • *Heterotermes longiceps*; endosymbiotic bacteria; cospeciation; phylogeny.
- Torales et al., 2008: 35 • *Heterotermes longiceps*; distribution. Argentina: Chaco, Formosa, Misiones, Santiago del Estero.

🌐 DISTRIBUTION: Neotropical Region—Argentina: Chaco, Corrientes, Formosa, Misiones, Salta, Santiago del Estero; Brazil: Bahia, Distrito Federal, Espírito Santo, Mato Grosso, Minas Gerais, Paraíba, Pernambuco, São Paulo; Paraguay.

Heterotermes maculatus Light, 1933

Heterotermes maculatus Light, 1933: 110–111 (imago), pl. 8: figs. 10, 15.

TYPE DATA: Syntypes: AMNH imagoes [one imago incorrectly labeled as “holotype”; Light did not designate a holotype], USNM imago [incorrectly cited as “holotype” by Constantino, 1998b; no specimen of *maculatus* in USNM].

TYPE LOCALITY: Mexico: Guadalajara.

- Light, 1934j: 338 • *Heterotermes maculatus*; distribution. Mexico.
- Light, 1935: 248 • *Heterotermes orthognathus* [part]; locality. Mexico [only Puerto Vallarta = *maculatus* fide Emerson].
- Snyder, 1949a: 68 • *Heterotermes maculatus*; catalog; reference list. Mexico.
- Araujo, 1970d: 544 • *Heterotermes maculatus*; distribution.
- Araujo, 1977c: 26 • *Heterotermes maculatus*; catalog. Mexico.
- Constantino, 1998b: 157 • *Heterotermes maculatus*; catalog. Mexico.
- Méndez-Montiel and Equihua-Martínez, 2001: 173–187 • *Heterotermes maculatus*; checklist; diversity; distribution. Mexico.
- Maiti, 2006: 107, 110 • *Heterotermes maculatus*; listed.

🌐 DISTRIBUTION: Neotropical Region—Mexico.

Heterotermes malabaricus Snyder, 1933

Heterotermes malabaricus Snyder, 1933b: 4–6 (imago, soldier, pseudoworkers), fig. 2.

TYPE DATA: Lectotype: FRI soldier. Paralectotypes: FRI imagoes, soldiers, pseudoworkers, BMNH imagoes, soldier, pseudoworker, USNM imagoes, soldier, pseudoworker, AMNH imagoes, soldier, pseudoworker.

LECTOTYPE DESIGNATION: Thakur and Sen-Sarma, 1979: 17.

TYPE LOCALITY: India: Madras [sic, = Karnataka], south Mangalore, 400 feet.

- Margabandhu, 1935: 209 • *Heterotermes malabaricus*; locality. India.
- Snyder, 1949a: 69 • *Heterotermes malabaricus*; catalog; reference list. India.
- Lal and Menon, 1953: 31 • *Heterotermes malabaricus*; catalog; reference list. India.
- Roonwal and Pant, 1953: 48 • *Heterotermes malabaricus*; collection catalog. India.
- Ahmad, 1958: 69, 70 • *Heterotermes malabaricus*; key.
- Vittal, 1959: 46, table 1 • *Heterotermes malabaricus*; protozoa.
- Becker, 1962c: 149, 150, 161, 162, 163, 164, fig. 2 • *Heterotermes malabaricus*; ecology; distribution.
- Mathur and Thapa, 1962a: 26 • *Heterotermes malabaricus*; collection catalog. India.
- Chatterjee and Thakur, 1968b: 560, 562–563 • *Heterotermes malabaricus*; synonymy; soldier measurements; distribution. India.

- Roonwal, 1970c: 334 • *Heterotermes malabaricus*; biology; distribution.
- Sen-Sarma, 1974: 453, fig. 71 • *Heterotermes malabaricus*; ecology and biogeography. Afghanistan; India; Pakistan.
- Roonwal, 1975g: 402 • *Heterotermes malabaricus*; listed.
- Sen-Sarma et al., 1975: 2, 11, 24–25, 47, 64 • *Heterotermes malabaricus*; distribution and ecology; key. India.
- Roonwal, 1978c: 17 • *Heterotermes malabaricus*; damage; distribution.
- Thakur and Sen-Sarma, 1979: 4, 15–18, figs. 8, 9 • *Heterotermes malabaricus*; synonymy; key; imago, soldier, worker described, measured and figured; types listed; distribution; comparisons. India.
- Chhotani, 1980: 6, 28–29, fig. 7C • *Heterotermes malabaricus*; imago, soldier described and figured; distribution; host and pest status; biology and ecology; key. India.
- Thakur, 1980b: 123, 125 • *Heterotermes malabaricus*; ecology; distribution. India.
- Chhotani, 1984: 118 • *Heterotermes malabaricus*; listed; castes known; distribution. India.
- Bose, 1984: 79–81, figs. 59, 60 • *Heterotermes malabaricus*; synonymy; measurements; imago, soldier figured; distribution; biology. India.
- Roonwal and Chhotani, 1989: 93, 491–494, fig. 257 • *Heterotermes malabaricus*; imago, soldier, pseudoworker described and figured; synonymy; key; biology and ecology. India.
- Thakur, 1989b: 359 • *Heterotermes malabaricus*; distribution. India.
- Thakur (R.K.), 1989: 14, 15, fig. 7 • *Heterotermes malabaricus*; key; synonymy; soldier measurements and figure; distribution. India.
- Thakur (R.K.), 1991: 7, 13, 24, 34 • *Heterotermes malabaricus*; ecology; biology; distribution. India.
- Ferry, 1992: 193–211 • *Heterotermes malabaricus*; ecology; distribution. India: Karnataka.
- Noirot, 1995b: 197–226 • *Heterotermes malabaricus*; gut morphology.
- Ahmad and Akhtar, 2002: 16 • *Heterotermes malabaricus*; catalog. India.
- Rathore and Tak, 2004a: 44, 52–53 • *Heterotermes malabaricus*; key; synonymy; soldier described; distribution. India.
- Rathore and Bhattacharyya, 2004: 10, 21, 64, pl. 2: fig. 12 • *Heterotermes malabaricus*; key; checklist; soldier figured; damage; distribution. India.
- Maiti, 2006: 122–123, fig. 67 • *Heterotermes malabaricus*; key; synonymy; imago, soldier described and figured; distribution. India.

🌐 DISTRIBUTION: Oriental Region—India: Andhra Pradesh, Daman, Gujarat, Karnataka, Kerala, Madhya Pradesh, Maharashtra, Tamil Nadu.

***Heterotermes occiduus* (Hill, 1927)**

Leucotermes occiduus Hill, 1927a: 50–53 (imago, soldier, worker), figs. 46–48, 175, 176.

TYPE DATA: Lectotype: NMV No. T-10845 imago ♀. Paralectotypes: NMV imago ♂, soldiers, workers, AMNH imagoes, soldiers, workers [not type locality], AMNH imagoes, soldiers, workers [not type locality], AMNH imagoes, soldiers, workers, AMNH imagoes, soldier, workers [not type locality].

LECTOTYPE DESIGNATION: Watson et al., 1998: 192.

TYPE LOCALITY: Australia: Western Australia: Mundaring.

- Silvestri, 1909b: 297, pl. 19, figs. 128, 129, 131) • *Psalidotermes ferox* [part]; soldier described and figured.
- Hill, 1932a: 143 • *Heterotermes ferox*; localities [*occiduus* treated as a synonym; Western Australia records only].
- Hill, 1942: 8, 11, 122, figs. 3, 65, 66 • *Heterotermes ferox*; imago, soldier described [*occiduus* treated as a synonym; references and description of Western Australia species only].
- Snyder, 1949a: 68 • *Leucotermes occiduus*; catalog; listed as a synonym of *H. ferox*.

- Calaby, 1956b: 120 • *Heterotermes ferox*; biology.
- Gay and Calaby, 1970: 410 • *Heterotermes occiduus*; possibly a valid species; biology; new combination.
- Gay, 1971a: 32 • *Heterotermes occiduus*; association with *Paracapritermes kraepelinii*.
- Watson et al., 1978b: 102, 104, 106 • *Heterotermes occiduus*; distribution; ecology.
- Perry et al., 1985: 72, 74, fig. 6B • *Heterotermes occiduus*; sp. rev.; characters; soldier figured; biology.
- Abensperg-Traun and de Boer, 1990: 226 • *Heterotermes occiduus*; checklist; ecology; habitat; distribution. Australia.
- Abensperg-Traun, 1993: 37 • *Heterotermes occiduus*; foraging; defense.
- Watson and Abbey, 1993b: 38, fig. 53 • *Heterotermes occiduus*; distribution map.
- Abensperg-Traun and Perry, 1998: 199 • *Heterotermes occiduus*; biology; ecology; distribution.
- Watson et al., 1998: 192 • *Heterotermes occiduus*; sp. rev.; catalog; synonymy; distribution; ecology. Australia.

🌐 DISTRIBUTION: Australian Region—Australia: Northern Territory, South Australia, Western Australia.

Heterotermes omanae Chhotani, 1988

Heterotermes omanae Chhotani, 1988: 366–367 (soldier, worker), figs. 4–8.

TYPE DATA: Holotype: ONHM major soldier. Paratypes: ONHM soldiers, workers, ZSI soldiers, workers, ONHM major, minor soldiers, workers [several series from non-type localities].

TYPE LOCALITY: Oman: Bayt al Falaj Compound, near Muscat [23°36'N, 58°32'E, 100 m].

- Chhotani and Bose, 1991: 261–262 • *Heterotermes omanae*; key. Saudi Arabia.
- Maiti, 2006: 123–124, fig. 68 • *Heterotermes omanae*; key; synonymy; soldier described and figured; distribution. Oman.

🌐 DISTRIBUTION: Palaearctic Region—Oman.

Heterotermes pamatatensis Kemner, 1934

Heterotermes pamatatensis Kemner, 1934b: 68–69 (soldier, worker).

TYPE DATA: Syntypes: ZMLU soldiers, workers, AMNH soldiers, workers.

TYPE LOCALITY: Indonesia: Saleier Island: Pamatata.

- Snyder, 1949a: 69 • *Heterotermes pamatatensis*; catalog; reference list. Indonesia: Saleier Island, south of Sulawesi.
- Ahmad, 1958: 70 • *Heterotermes pamatensis* [sic]; key.
- Morimoto, 1975c: 53 • *Heterotermes pamatatensis*; key; distribution.
- Chhotani, 1984: 118 • *Heterotermes pamatatensis*; listed; castes known; distribution. Indonesia.
- Gathorne-Hardy et al., 2000b: 350 • *Heterotermes pamatatensis*; checklist; ecology; distribution. Indonesia: Sulawesi.
- Ahmad and Akhtar, 2002: 16 • *Heterotermes pamatatensis*; catalog. Indonesia: Saleier Island.
- Maiti, 2006: 124 • *Heterotermes pamatatensis*; key; synonymy; soldier described; distribution. Indonesia: Sulawesi [original description paraphrased].

🌐 DISTRIBUTION: Oriental Region—Indonesia: Sulawesi.

Heterotermes paradoxus (Froggatt, 1898)

Termes paradoxus Froggatt, 1898: 728–729 (imago, soldier, worker), pl. 35: fig. 2.

TYPE DATA: Lectotype: ANIC No. 9046 imago ♀. Paralectotypes: ANIC soldier, worker, NMV imagoes, worker, AMNH imago, worker.

LECTOTYPE DESIGNATION: Hill, 1942: 128 • “Hololectotype” [= lectotype] designated.

TYPE LOCALITY: Australia: Queensland: Mackay.

- Desneux, 1904b: 44 • *Termes (Eutermes) paradoxus*; reference list. Australia.
- Froggatt, 1905: 27, 28 • *Termes paradoxus*; characters; locality. Australia.
- Holmgren, 1913c: 60 • *Leucotermes (Leucotermes) paradoxus*; new combination.
- Hill, 1922a: 398, fig. 31 • *Leucotermes paradoxus*; soldier figured; comparisons.
- Hill, 1927a: 41–45, pl. 2: figs. 37–40, pl. 5: fig. 169, pl. 8: fig. 170 • *Leucotermes paradoxus*; imago, soldier described and figured; biology; locality. Australia.
- Hill, 1932a: 146 • *Heterotermes paradoxus*; comparisons; new combination.
- Hill, 1942: 126–128, figs. 67, 68 • *Heterotermes paradoxus paradoxus*; imago, soldier described and figured; synonymy; distribution; biology. Australia [except Banks Island, Torres Strait record = *H. validus*].
- Snyder, 1949a: 69, 349 • *Heterotermes paradoxus*; catalog; reference list; *Leucotermes barretti* listed as unclassified species. Australia.
- Ahmad, 1950: 81, fig. 7 • *Heterotermes paradoxus*; worker mandibles figured.
- Ratcliffe et al., 1952: 97 • *Heterotermes paradoxus*; characters; distribution; *Heterotermes paradoxus paradoxus*; distribution.
- Ferrar and Watson, 1970: 101 • *Heterotermes paradoxus paradoxus*; checklist; ecology; distribution. Australia.
- Gay and Calaby, 1970: 410 • *Heterotermes paradoxus*; biology; distribution. Australia.
- Watson et al., 1978b: 102, 104, 106 • *Heterotermes paradoxus*; distribution; ecology.
- Mathot, 1979: 10 • *Heterotermes paradoxus*; collection catalog; types listed.
- Abensperg-Traun and de Boer, 1990: 226 • *Heterotermes paradoxus*; checklist; ecology; habitat; distribution. Australia.
- Abensperg-Traun, 1993: 37 • *Heterotermes paradoxus*; foraging; defense.
- Watson and Abbey, 1993b: 39, fig. 54 • *Heterotermes paradoxus*; distribution map.
- Watson et al., 1998: 192–193 • *Heterotermes paradoxus*; catalog; synonymy; distribution; ecology. Australia.
- Maiti, 2006: 124–125, fig. 69 • *Heterotermes paradoxus paradoxus*; key; synonymy; imago, soldier described and figured; distribution. Australia [original description paraphrased].
- Bourguignon and Roisin, 2011: 71–73, figs. 37–43, 44 • *Heterotermes paradoxus*; synonymy; soldier described and figured; key; distribution. Australia: Northern Territory; Indonesia: Papua; Papua New Guinea.

Leucotermes barretti Hill, 1927a: 58–59 (imago, soldier, worker).

TYPE DATA: Lectotype: NMV No. T-10846 soldier. Paralectotypes: NMV imagoes, workers.

LECTOTYPE DESIGNATION: Watson et al., 1998: 192–193 • Lectotype designated.

TYPE LOCALITY: Australia: Queensland: Rockhampton.

- Watson et al., 1998: 192–193 • *Leucotermes barretti*; synonymized with *paradoxus*.

🌐 DISTRIBUTION: Australian Region—Australia: New South Wales, Northern Territory, Queensland, South Australia, Western Australia; Torres Strait Islands. ♦ Papuan Region: Indonesia: Papua; Papua New Guinea.

Heterotermes perfidus (Silvestri, 1936)***Leucotermes perfidus*** Silvestri, 1936: 203–205 (soldier, worker), figs. 1–2.

TYPE DATA: Syntypes: IEA soldiers, workers.

TYPE LOCALITY: St. Helena.

- Melliss, 1864: 185–186 • “white ants”; damage; remarks; locality. St. Helena.
- McLachlan, 1869: xiii • ?*Termes tenuis* [misidentification]; locality [specimens resembling *tenuis*]. St. Helena.
- Melliss, 1875: 171–176 • *Termes tenuis* [misidentification]; damage; discussion; locality. St. Helena.
- Haviland, 1898: 399 • *Termes tenuis* [misidentification]; locality. [St. Helena only].
- Froggatt, 1905: 5 • *Eutermes tenuis* [misidentification]; introduced from South America; locality. St. Helena.
- Emerson, 1936: 411 • *Heterotermes tenuis* [misidentification]; introduced into St. Helena.
- Snyder, 1949a: 70 • *Heterotermes perfidus*; catalog; new combination. St. Helena.
- Harris, 1953b: 13, 14 • *Leucotermes perfidus*; placed as a synonym of *Heterotermes platycephalus*, in turn a synonym of *tenuis*.
- Harris, 1961a: 156, 163 • *Heterotermes platycephalus* [misidentification]; damage; distribution.
- Bouillon and Mathot, 1966: 6 • *Leucotermes perfidus*; listed as synonym of *tenuis*. St. Helena.
- Gay, 1967: 12, 26, 64, fig. 13 • *Heterotermes perfidus*; imago, soldier described and figured; distribution; introduced/intercepted in Australia. St. Helena.
- Harris, 1970c: 181–182, fig. 14 • *Heterotermes perfidus*; reference list; soldier figured; biology; locality. St. Helena.
- Bouillon and Mathot, 1971: 7, table: no. 64 • *Heterotermes perfidus*; catalog; synonymy; measurements; distribution. St. Helena.
- Bacchus, 1979: 135–142 • *Heterotermes perfidus*; leg exocrine gland.
- Sands, 1998: 71 • *Heterotermes perfidus*; locality. St. Helena.
- Maiti, 2006: 127–128, fig. 73 • *Heterotermes perfidus*; key; synonymy; imago, soldier described; soldier figured; distribution. St. Helena [paraphrase of earlier descriptions].

🌐 DISTRIBUTION: Ethiopian Region—Saint Helena.

Heterotermes philippinensis (Light, 1921)***Leucotermes philippinensis*** Light, 1921b: 58–60 (soldier, worker), pl. 4.

TYPE DATA: Syntypes: AMNH soldiers, workers, NCIP soldiers [incorrectly cited as paratypes by Ruelle, 1975b].

TYPE LOCALITY: Philippines: Luzon: Manila: Philippine Normal School.

- Snyder, 1926g: 3 • *Leucotermes philippinensis*; distribution. Philippines.
- Light, 1930f: 19 • *Heterotermes philippinensis*; synonymy; new combination. Philippines.
- Light, 1934k: 348 • *Heterotermes philippinensis*; listed.
- Emerson, 1936: 411 • *Heterotermes philippinensis*; introduced into Mauritius.
- Moutia, 1936: 17–20, pl. 2: figs. 1c–4c • *Heterotermes philippinensis*; imago, soldier described and figured; distribution. Mauritius.
- Moutia and Mamet, 1946: 467 • *Heterotermes philippinensis*; distribution. Mauritius.
- Snyder, 1949a: 70 • *Heterotermes philippinensis*; catalog; reference list. Philippines; Mauritius: introduced.
- Cachan, 1949: 187, 223–225, fig. 18 • *Heterotermes philippinensis*; synonymy; soldier described and figured. Madagascar.
- Cachan, 1950b: 6, 10, 11, fig. 10 • *Heterotermes philippinensis*; soldier described and figured; distribution. Madagascar.

- Cachan, 1950a: 111, 113, 115, 117, figs. 3, 13 • *Heterotermes philippinensis*; soldier figured; distribution. Madagascar.
- Ahmad, 1958: 70 • *Heterotermes philippinensis*; key.
- Harris, 1961a: 51, 98, 106, 155, 159, 163, 183 • *Heterotermes philippinensis* [sic]; damage; distribution.
- Snyder and Francia, 1962: 63, 65, 68, 73 • *Heterotermes philippinensis*; key; distribution; biology. Philippines.
- Mathur and Thapa, 1962a: 26 • *Heterotermes philippinensis*; collection catalog. Philippines.
- Gay, 1967: 12, 26, 27, 66, fig. 14 • *Heterotermes philippinensis*; imago, soldier described and figured; distribution; introduced into Madagascar and Mauritius.
- Paulian, 1970: 282, 292 • *Heterotermes philippinensis*; damage; distribution. Madagascar.
- Roonwal, 1970c: 334 • *Heterotermes philippinensis*; biology; distribution.
- Morimoto, 1975c: 53 • *Heterotermes philippinensis*; key; distribution.
- Morimoto, 1975b: 14, fig. 24 • *Heterotermes philippinensis*; soldier figured.
- Ruelle, 1975b: 5 • *Heterotermes philippinensis*; types listed.
- Roonwal and Verma, 1976: 245 • *Heterotermes philippinensis*; comparisons.
- Williams, 1977: 122 • *Heterotermes philippinensis*; pest; ecology; distribution by vegetation zones.
- Sen-Sarma, 1982: 142–146 • *Heterotermes philippinensis*; damage. Oriental Region.
- Chhotani, 1984: 118 • *Heterotermes philippinensis*; listed; castes known; distribution. Mauritius; Philippines.
- Chhotani, 1985: 93 • *Heterotermes philippinensis*; distribution and zoogeography. Mauritius; Philippines.
- Tho, 1992: 204 • *Heterotermes philippinensis*; listed.
- Bordereau et al., 1999: 163 • *Heterotermes philippinensis*; distribution. Mauritius.
- Ahmad and Akhtar, 2002: 16 • *Heterotermes philippinensis*; catalog. Philippines.
- Eggleton and Davies, 2003: 657, table 8.26 • *Heterotermes philippinensis*; checklist; distribution. Madagascar and associated coastal Islands.
- Maiti, 2006: 128–129, fig. 74 • *Heterotermes philippinensis*; key; synonymy; imago, soldier described; soldier figured; distribution. Philippines; Madagascar and Mauritius: introduced [paraphrase of earlier descriptions].

🌐 DISTRIBUTION: Oriental Region—Philippines: Luzon; Mauritius: introduced; Madagascar: introduced.

***Heterotermes platycephalus* Froggatt, 1897**

***Heterotermes platycephalus* Froggatt, 1897a: 551 (imago), pl. 35: fig. 10, pl. 36: fig. 4.**

TYPE DATA: Neotype: ANIC No. 9048 imago ♀.

NEOTYPE DESIGNATION: Hill, 1942: 134 • “Holoneotype” [= neotype] designated.

TYPE LOCALITY: Australia: Kangaroo Island.

- Desneux, 1904b: 33 • ?*Termes (Leucotermes) platycephalus*; reference list; new combination. Australia.
- Froggatt, 1905: 25 • *Heterotermes platycephalus*; characters; locality. Australia.
- Holmgren, 1911a: 69 • *Leucotermes platycephalus*; listed; new combination. Australia.
- Holmgren, 1913c: 60 • ?*Leucotermes (Leucotermes) platycephalus*; listed.
- Mjöberg, 1920: 124 • *Leucotermes platycephalus*; listed.
- Snyder, 1926g: 3 • *Leucotermes platycephalus*; distribution. Australia.
- Hill, 1927a: 59 • *Heterotermes platycephalus*; synonymy; remarks. Australia.
- Hill, 1932a: 143 • *Heterotermes platycephalus*; remarks; locality. Australia.
- Hill, 1935: 18 • *Heterotermes platycephalus*; listed.
- Silvestri, 1936: 203 • *Heterotermes platycephalus*; listed.

- Hill, 1942: 132–134, figs. 72–74 • *Heterotermes platycephalus*; imago, soldier described and figured; synonymy; distribution; biology. Australia.
- Snyder, 1949a: 70 • *Heterotermes platycephalus*; catalog; reference list; synonymy. Australia.
- Ratcliffe et al., 1952: 97 • *Heterotermes platycephalus*; characters; distribution.
- Harris, 1953b: 13, 14 • *Heterotermes platycephalus*; listed as synonym of *tenuis*; locality. St. Helena.
- Roonwal and Pant, 1953: 48 • *Heterotermes platycephalus*; collection catalog. Australia.
- Bouillon and Mathot, 1966: 6 • *Heterotermes platycephalus*; listed as synonym of *tenuis*. St. Helena.
- Gay and Calaby, 1970: 410 • *Heterotermes platycephalus*; biology; distribution. Australia.
- Gay, 1971a: 12 • *Heterotermes platycephalus*; comparisons.
- Ruelle, 1975b: 5 • *Heterotermes platycephalus*; specimens of *clarki* [probably non-type]; listed.
- Perry et al., 1985: 72, 74, fig. 6A • *Heterotermes platycephalus*; characters; soldier figured; biology.
- Postle and Abbott, 1991: 183, 184, 185, fig. 1 • *Heterotermes platycephalus*; distribution. Australia.
- Watson and Abbey, 1993b: 39, fig. 55 • *Heterotermes platycephalus*; distribution map.
- Sands, 1998: 71, 328, figs. 62–64, 73, 74 • *Heterotermes platycephalus*; worker mandibles, gut figured; locality. Australia.
- Watson et al., 1998: 193 • *Heterotermes platycephalus*; catalog; synonymy; distribution; ecology. Australia.
- Maiti, 2006: 132 • *Heterotermes platycephalus* [incorrectly cited as a synonym of *tenuis*].
- Engel et al., 2009: 22, 24, 26, figs. 3, 5 • *Heterotermes platycephalus*; character-state coding; phylogeny.

Leucotermes clarki Hill, 1922a: 395–397 (imago, soldier, worker), figs. 27–29.

TYPE DATA: Lectotype: NMV No. T-10847 soldier [original type series mixed; see Watson et al., 1998].

LECTOTYPE DESIGNATION: Hill, 1927a: 46 [inadvertent selection by inference of “type” (= holotype, ICZN, 1999, art. 74.6)].

TYPE LOCALITY: Australia: Western Australia: Swan River.

- Snyder, 1926g: 3 • *Leucotermes clarki*; distribution. Australia.
- Hill, 1927a: 45–49, pl. 5: fig. 171, pl. 8: fig. 172 • *Leucotermes clarki*; imago, soldier described and figured; biology; locality. Australia.
- Hill, 1932a: 143 • *Leucotermes clarki*; synonymized with *platycephalus*.

🌐 DISTRIBUTION: Australian Region—Australia: South Australia, Western Australia.

†*Heterotermes primaevus* Snyder, 1960

†*Heterotermes primaevus* Snyder, 1960: 493–494 (imago), pl. 70: figs. 1–2.

TYPE DATA: Holotype: MPUC No. 12679a imago. Paratypes: MPUC No. 12679b imago (from same piece of amber as holotype), USNM ex MPUC No. 12680 imago (from same piece of amber as holotype), MPUC No. 12637 imago.

TYPE LOCALITY: Mexico: Chiapas, near Simojovel, locality B-5103, Las Cruces landslide, about 23 km SE of Simojovel and about 6.8 km SE of ranch-house of Rancho Santo Domingo.

- Emerson, 1971: 274–276, fig. 5 • *Heterotermes primaevus*; imago described and figured; synonymy; paleontology; locality. Mexican Amber: Oligocene/Miocene.
- Araujo, 1977c: 71 • *Heterotermes primaevus*; catalog. Mexico: Chiapas amber [Miocene/Oligocene].
- Burnham, 1978: 90 • *Heterotermes primaevus*; listed.

- Poinar, 1992: 104 • *Heterotermes primaevus*; listed. Mexican amber.
- Spahr, 1992: 32 • *Heterotermes primaevus*; synonymy; amber fossil.
- Nel and Paicheler, 1993: 155 • *Heterotermes primaevus*; type data; paleontology; distribution.
- Fontes and Vulcano, 1998: 282 • *Heterotermes primaevus*; fossil catalog. New World.
- Engel, 2004: 183 • *Heterotermes primaevus*; checklist; Mexican amber.
- Fontes and Vulcano, 2004: 353 • *Heterotermes primaevus*; fossil catalog. New World.

🌐 DISTRIBUTION: Neotropical Region—Mexico: Chiapas.

* FOSSIL RECORD: Cenozoic–Neogene: Miocene.

***Heterotermes sulcatus* Mathews, 1977**

***Heterotermes sulcatus* Mathews, 1977: 86–87 (imago, soldier, worker), figs. 22, 23.**

TYPE DATA: Holotype: MZUSP soldier. Paratypes: AMNH imagoes, soldiers, workers, MZUSP imagoes, soldiers, workers.

TYPE LOCALITY: Brazil: Mato Grosso: Serra do Roncador [12°49'S, 51°46'W].

- Araujo, 1977c: 26 • *Heterotermes sulcatus*; catalog. Brazil.
- Salick et al., 1983: 1–7 • *Heterotermes sulcatus*; ecology; rainforest. Brazil.
- Constantino, 1998b: 157 • *Heterotermes sulcatus*; catalog. Brazil.
- Constantino, 2000b: 464, figs. 5, 15, 19, 30 • *Heterotermes sulcatus*; key; soldier figured; distribution.
- Constantino, 2002c: 357, table 2 • *Heterotermes sulcatus*; checklist; damage; distribution. Brazil.
- Mélo and Bandeira, 2004: 711, table 1 • *Heterotermes sulcatus*; ecology; distribution. Brazil: Paraiba.
- Maiti, 2006: 129–131, fig. 75 • *Heterotermes sulcatus*; key; synonymy; imago, soldier described and figured; distribution. Brazil.

🌐 DISTRIBUTION: Neotropical Region—Brazil: Mato Grosso.

***Heterotermes tenuior* (Haviland, 1898)**


***Termes tenuior* Haviland, 1898: 399 (imago, soldier, worker), pl. 24: figs. 34–37.**

TYPE DATA: Syntypes: CUMZ No. 418 imagoes, soldiers, workers, AMNH imago, soldiers, workers.

TYPE LOCALITY: Malaysia: Borneo: Sarawak.

- Desneux, 1904b: 33 • *Termes (Leucotermes) tenuior*; reference list. Malaysia: Borneo.
- Holmgren, 1911a: 69 • *Leucotermes tenuior*; listed; new combination. Malaysia: Sarawak.
- Holmgren, 1913c: 60, 63–64, pl. 2: fig. 5 • *Leucotermes (Heterotermes) tenuior*; imago, soldier, worker described; soldier figured; key; distribution. Malaysia: Borneo.
- Bugnion, 1913d: 167 • *Leucotermes tenuior*; antennal articles. Malaysia: Sarawak.
- Snyder, 1926g: 3 • *Leucotermes tenuior*; distribution. Malaysia: Sarawak.
- Snyder, 1949a: 70 • *Heterotermes tenuior*; catalog; reference list; new combination. Borneo.
- Ahmad, 1958: 68, 69 • *Heterotermes tenuior*; key.
- Harris, 1966a: 13 • *Heterotermes tenuior*; Haviland's types and type localities listed.
- Morimoto, 1975c: 53, fig. 19 • *Heterotermes tenuior*; key; soldier figured; distribution.
- Thapa, 1982: 71–74, pl. 24 • *Heterotermes tenuior*; imago, soldier described and figured; synonymy; key. Malaysia.
- Chhotani, 1984: 118 • *Heterotermes tenuior*; listed; castes known; distribution. Malaysia.
- Collins, 1984: 67, 69, fig. 6 • *Heterotermes tenuior*; soldier figured; ecology; distribution. Malaysia: Sarawak.
- Tho, 1992: 54, 197, 204, fig. 16 • *Heterotermes tenuior*; soldier figured. Malaysia.

- Eggleton et al., 1998a: 119–128 • *Heterotermes tenuior*; checklist; feeding; nest; ecology. Malaysia: Sabah.
- Eggleton et al., 1999b: 1795, table 1 • *Heterotermes tenuior*; checklist; ecology; feeding and nesting groups; distribution. Malaysia: Sabah.
- Jeeva et al., 1999: 11–17 • *Heterotermes tenuior*; feeding habits; respiration; gas exchange; methane emissions. Malaysia: Sabah.
- Gathorne-Hardy et al., 2001: 391 • *Heterotermes tenuior*; checklist; ecology; distribution. Indonesia: Sumatra.
- Xing et al., 2001: 53–58 • *Heterotermes tenuior*; COII sequences; phylogeny.
- Ahmad and Akhtar, 2002: 16 • *Heterotermes tenuior*; catalog. China.
- Austin et al., 2002: 753–760 • *Heterotermes tenuior*; COII DNA sequences; phylogeny.
- Homathevi et al., 2002: 234, table 1 • *Heterotermes tenuior*; checklist; ecology; feeding and nesting groups; distribution. Malaysia: Sabah.
- Jones and Prasetyo, 2002: 121, table 1 • *Heterotermes tenuior*; checklist; ecology; feeding and nesting groups; distribution. Indonesia: Kalimantan.
- Austin et al., 2004a: 548–555 • *Heterotermes tenuior*; COII sequences; phylogeny.
- Gathorne-Hardy, 2004: 116 • *Heterotermes tenuior*; checklist; distribution. Indonesia: Sumatra; Malaysia: Mainland, Borneo.
- Lo et al., 2004: 365–371 • *Heterotermes tenuior*; phylogeny; COI, COII, 16S rRNA sequences.
- Gathorne-Hardy et al., 2006: 607, table 1 • *Heterotermes tenuior*; checklist; ecology; feeding; fire conservation; distribution. Indonesia: Kalimantan.
- Lo et al., 2006: 433–437 • *Heterotermes tenuior*; COII sequences; phylogeny.
- Maiti, 2006: 131–132, fig. 76 • *Heterotermes tenuior*; key; synonymy; imago, soldier described; soldier figured; distribution. Malaysia: Sarawak, Sabah.

 DISTRIBUTION: Oriental Region—Indonesia: Kalimantan, Sumatra; Malaysia: Mainland, Sabah, Sarawak.

Heterotermes tenuis (Hagen, 1858)

Termes (Eutermes) tenuis Hagen, 1858c: 231–233, 243, 284, 286 (imago), pl. 3: fig. 35.

TYPE DATA: Syntypes: MCZ No. 212 imago, ZMB imago (St. Domingo near Port-au-Prince, Haiti, Colombia and Brazil).

TYPE LOCALITIES: St. Domingo near Port-au-Prince, Haiti; Colombia; Brazil.

- Hagen, 1858b: 33 • *Termes (Entermes [sic]) tenuis*; imago described; synonymy; distribution. Brazil; Colombia; Dominican Republic.
- Hagen, 1861b: 6, 301 • *Termes tenuis*; imago described; synonymy; distribution. Brazil; Colombia; Dominican Republic.
- Girard, 1879: 273, 291–292 • *Termes tenuis*; discussion.
- Haviland, 1898: 399 • *Termes tenuis*; imago, soldier described; distribution. Brazil; St. Helena; West Indies.
- Silvestri, 1901: 3 • *Leucotermes tenuis*; locality; new combination. Paraguay [listed as misidentification under *longiceps* Snyder fide Emerson, card catalog].
- Silvestri, 1902a: 2 • *Leucotermes tenuis*; biology.
- Silvestri, 1903: 38–39, 111, 112, figs. 7, 35, pl. 1: figs. 33–38 • *Leucotermes tenuis*; imago, soldier, worker described; imago, soldier, nest figured; biology. Argentina; Brazil; Paraguay [listed as misidentification under *longiceps* Snyder fide Emerson, card catalog].
- Desneux, 1904b: 33 • *Termes (Leucotermes) tenuis*; reference list. Antilles; Central America.
- Holmgren, 1906: 540–542, 669 • *Leucotermes tenuis*; imago, soldier described. Argentina; Bolivia; Brazil; Paraguay; Peru; West Indies.
- Holmgren, 1909b: 88, 89, fig. 24 • *Leucotermes tenuis*; anatomy; imago head, reproductive system figured.

- Holmgren, 1911a: 69 • *Leucotermes tenuis*; listed. South America.
- Holmgren, 1913c: 60 • *Leucotermes (Leucotermes) tenuis*; listed.
- Banks, 1918: 663, 666, pl. 51, fig. 15 • *Leucotermes tenuis*; soldier figured; locality. Guyana; Panama.
- Banks, 1919: 481 • *Leucotermes tenuis*; locality. Bahamas; Cuba; Haiti; Jamaica; Puerto Rico [Bahamas questionable fide Emerson].
- Banks and Snyder, 1920: 76, 194–195, fig. 58 • *Leucotermes tenuis*; imago described and figured; distribution [Banks]; biology [Snyder]. Brazil; Cuba; Dominican Republic [exclude Bahamas].
- Snyder, 1924i: 13, 14, 15, 16, pl. 3: figs. 16, 17 • *Leucotermes tenuis*; key; imago measurements; wings figured; discussion. Panama.
- Snyder and Zetek, 1924: 3, 6, pl. 4 • *Leucotermes tenuis*; listed.
- Snyder, 1924j: pl. 3: fig. 8 • *Leucotermes tenuis*; shelter tubes.
- Dietz and Snyder, 1924: 282, 288–290 • *Leucotermes tenuis*; locality; swarming; biology. Panama.
- Snyder, 1925j: 193 • *Leucotermes tenuis*; listed. Panama.
- Emerson, 1925: 306, 340, fig. 36 • *Leucotermes tenuis*; imago, soldier described; imago figured; key. Argentina; Bolivia; Brazil; Colombia; Guyana; Panama; Paraguay; Peru; St. Helena; West Indies.
- Bequaert, 1925: 293 • *Leucotermes tenuis*; damage. Brazil.
- Snyder, 1925e: 161 • *Leucotermes tenuis*; locality. Colombia.
- Snyder, 1926g: 3 • *Leucotermes tenuis*; distribution. Antilles; Central and South America.
- Snyder, 1926e: 12 • *Leucotermes tenuis*; locality. Bolivia.
- Emerson, 1929: 724 • *Leucotermes tenuis*; communication.
- Light, 1933: 109 • *Heterotermes tenuis*; key; new combination.
- Snyder, 1934b: 97 • *Heterotermes tenuis*; locality. Costa Rica.
- Wheeler, 1936: 165 • *Heterotermes tenuis*; listed.
- Adamson, 1937: 141, 142, 143 • *Heterotermes tenuis*; listed; biology; distribution. Trinidad.
- Hare, 1937: 467, pl. 8: fig. 17 • *Heterotermes tenuis*; imago/worker, soldier mandibles measurements and figure.
- Adamson, 1938: 220, 221, 222 • *Heterotermes tenuis*; damage; distribution. Barbados; Grenada; Guadeloupe; Martinique; St. Lucia; St. Thomas; St. Vincent; Trinidad and Tobago.
- Wolcott, 1939: 23–26 • *Heterotermes tenuis*; listed.
- Adamson, 1940a: 12, 13 • *Heterotermes tenuis*; listed; distribution. Trinidad and Tobago.
- Williams, 1941: 76, 92 • *Heterotermes tenuis*; ecology; distribution. Panama.
- Adamson, 1941: 413 • *Heterotermes tenuis*; laboratory rearing.
- Wolcott, 1941: 42 • *Heterotermes tenuis*; distribution. Puerto Rico.
- Adamson, 1946: 221, 222 • *Heterotermes tenuis*; damage; distribution. Trinidad.
- Snyder, 1949a: 70 • *Heterotermes tenuis*; catalog; reference list; synonymy. Central and South America; West Indies.
- Adamson, 1949: 53, 54 • *Heterotermes tenuis*; listed; distribution. Barbados; Guadeloupe; Lesser Antilles: Grenada; Martinique; St. Lucia; St. Thomas; St. Vincent.
- Grassé, 1949: fig. 124B • *Heterotermes tenuis*; reproductive organs figured.
- Wolcott, 1950: 68 • *Heterotermes tenuis*; biology; distribution. Puerto Rico.
- Emerson, 1952b: 510 • *Heterotermes tenuis*; abundance. Panama.
- Becker, 1953: 344, 345 • *Heterotermes tenuis*; measurements; biology; distribution. Guatemala.
- Roonwal, 1956a: 111 • *Heterotermes tenuis*; genitalia described.
- Snyder, 1956b: 190, 191, 192, 193, 194, 195, 198, 199 • *Heterotermes tenuis*; key; distribution. Bahamas; Cuba; Dominica; Guadeloupe; Haiti; Jamaica; Montserrat; Puerto Rico Trinidad and Tobago.
- Araujo, 1958b: 223 • *Heterotermes tenuis*; distribution.
- Araujo, 1958a: 195 • *Heterotermes tenuis*; distribution.
- Harris, 1959a: 185 • *Heterotermes tenuis*; listed.
- Snyder, 1959a: 318, 319, 320 • *Heterotermes crinitus* [misidentification]; key; distribution. Venezuela [localities and key characters = *tenuis*].
- Van Dinther, 1960: 23 • *Heterotermes tenuis*; damage; distribution. Suriname.
- Harris, 1961a: 97, 105, 106, 156, 161, 162 • *Heterotermes tenuis*; damage; distribution.

- Gonçalves and Silva, 1962: 196 • *Heterotermes tenuis*; checklist; biology; locality. Brazil.
- Mathur and Thapa, 1962a: 26 • *Heterotermes tenuis*; collection catalog; *platycephalus* cited as a synonym. British Guiana; Guatemala only [not Australia].
- Dourojeanni, 1964: 81–83 • *Heterotermes tenuis*; synonymy; biology; damage; host; distribution.
- Bouillon and Mathot, 1966: 6 • *Heterotermes tenuis*; catalog; synonymy; *perfidus* and *platycephalus* considered synonyms of *tenuis*.
- Křeček, 1969: 129–136 • *Heterotermes tenuis*; ecology. Cuba.
- Van Boven, 1969a: 40 • *Heterotermes tenuis*; non-types listed. British Guiana.
- Araujo, 1970d: 544 • *Heterotermes tenuis*; biology; damage; distribution.
- Roonwal and Rathore, 1976: 164–165 • *Heterotermes tenuis*; synonymy; soldier measurements; distribution. Brazil; Central and South America; West Indies.
- Araujo, 1977c: 26 • *Heterotermes tenuis*; catalog, synonymy. Argentina; Bahamas; Barbados; Bolivia; Brazil; Colombia; Costa Rica; Cuba; Dominican Republic; Guatemala; Guyana; Haiti; Jamaica; Mexico; Panama; Paraguay; Peru; Puerto Rico; Santa Cruz.
- Mathews, 1977: 85–86, figs. 24, 25 • *Heterotermes tenuis*; imago, soldier described and figured. Brazil.
- Salick et al., 1983: 1–7 • *Heterotermes tenuis*; ecology; rainforest. Brazil.
- Bennett and Alam, 1985: 7 • *Heterotermes tenuis*; damage; locality. Barbados.
- Lebrun and Lequet, 1985: 126–139, pl. 2: figs. 4–6 • *Heterotermes tenuis*; gizzard; morphology.
- Roonwal and Chhotani, 1989: 44 • *Heterotermes tenuis*; genitalia discussed.
- Bandeira, 1990: 225–241, table 1 • *Heterotermes tenuis*; ecology; distribution.
- Scheffrahn et al., 1990: 622, 624, 625 • *Heterotermes tenuis*; pest; distribution. Turks and Caicos Islands.
- Constantino, 1991c: 191, figs. 2, 3 • *Heterotermes tenuis*; soldier figured; biology; locality. Brazil: Amazonia State.
- Darlington, 1992: 104–109 • *Heterotermes tenuis*; distribution; ecology. Guadeloupe.
- Nickle and Collins, 1992: 209, 224 • *Heterotermes tenuis*; key; distribution. Panama.
- Constantino and Canello, 1993: 402 • *Heterotermes tenuis*; distribution. Brazil: Amazonia.
- Clarke, 1994: 14 • *Heterotermes tenuis*; checklist; distribution. Jamaica.
- Scheffrahn et al., 1994: 214, 215, 217–226, 232 • *Heterotermes tenuis*; distribution. Bahamas; Barbados; Cuba; Dominica; Guadeloupe; Hispaniola: Haiti; Jamaica; Martinique; Montserrat; Puerto Rico; St. Vincent; Trinidad and Tobago; Turks and Caicos Islands; Virgin Islands: St. Thomas.
- Noirot, 1995b: 197–226 • *Heterotermes tenuis*; gut morphology.
- Costa-Leonardo and Soares, 1997a: 47–52, figs. 2, 4–5, 9 • *Heterotermes tenuis*; antennal morphology; soldier, worker figured.
- Torales et al., 1997: 48 • *Heterotermes tenuis*; distribution. Argentina.
- Constantino, 1998b: 158 • *Heterotermes tenuis*; catalog; synonymy. Antilles; Bahamas; Southern Mexico to northern Argentina.
- Fontes, 1998: 331 • *Heterotermes tenuis*; catalog; distribution. Brazil.
- Sands, 1998: 71 • *Heterotermes tenuis*; locality. Brazil.
- Constantino, 1999a: figs. 5, 31, 32 • *Heterotermes tenuis*; worker mandibles, soldier figured.
- Eggleton et al., 1999a: 687 • *Heterotermes tenuis*; checklist. Guyana.
- Barsotti and Costa-Leonardo, 2000b: 205–212, figs. 1–13 • *Heterotermes tenuis*; digestive tube described and figured.
- Barsotti and Costa-Leonardo, 2000a: 85–90 • *Heterotermes tenuis*; gizzard morphology.
- Constantino, 2000b: 464, figs. 6, 7, 12, 22, 23, 30 • *Heterotermes tenuis*; key; soldier figured; distribution.
- Constantino and Dianese, 2001: 325 • *Heterotermes tenuis*; checklist; biology; ecology; damage; distribution. Brazil: Brasília.
- Constantino, 2002a: figs. 43–44 • *Heterotermes tenuis*; soldier figured.
- Constantino, 2002c: 357, table 2 • *Heterotermes tenuis*; checklist; damage; distribution. South America: widespread.

- Davies, 2002: 241 • *Heterotermes tenuis*; checklist; ecology; feeding groups; distribution. French Guiana.
- Fontes and Milano, 2002: 116, fig. 6 • *Heterotermes tenuis*; distribution map; damage in urban areas. Brazil.
- Milano and Fontes, 2002: 48, 49, fig. 4 • *Heterotermes tenuis*; distribution map; damage in urban areas. Brazil.
- Camargo-Dietrich and Costa-Leonardo, 2003: 397–399 • *Heterotermes tenuis*; foraging; territory.
- Costa-Leonardo et al., 2003: 807–814 • *Heterotermes tenuis*; foraging populations; territory size.
- Davies et al., 2003a: 522 • *Heterotermes tenuis*; checklist; ecology; feeding groups; distribution. French Guiana.
- Ensaf et al., 2003b: 478–479 • *Heterotermes tenuis*; soldier, worker described; worker figured; distribution. French Guiana.
- Scheffrahn et al., 2003b: 33–38 • *Heterotermes tenuis*; distribution. Trinidad and Tobago.
- Cruz et al., 2004: 6 • *Heterotermes tenuis*; checklist; distribution. Cuba.
- Amaral-Castro et al., 2004: 720, table 1 • *Heterotermes tenuis*; damage; *Eucalyptus*; distribution. Brazil: Minas Gerais.
- Arab et al., 2004: 377–387 • *Heterotermes tenuis*; sternal gland; trail pheromone; foraging.
- Batista-Pereira et al., 2004: 135–139 • *Heterotermes tenuis*; cuticular hydrocarbons; electroantennography.
- Ensaf et al., 2004: 284 • *Heterotermes tenuis*; checklist; distribution. French Guiana.
- Laffont et al., 2004: 665–670 • *Heterotermes tenuis*; checklist; feeding habits; collection sites; distribution. Argentina.
- Lo et al., 2004: 365–371 • *Heterotermes tenuis*; phylogeny; COI, COII, 16S rRNA sequences.
- Szalanski et al., 2004: 556–566 • *Heterotermes tenuis*; 16s rRNA sequences; morphology; phylogeny; distribution.
- Arab and Costa-Leonardo, 2005: 32–40 • *Heterotermes tenuis*; foraging; tunneling pattern. Brazil.
- Arab et al., 2005: 691–697 • *Heterotermes tenuis*; foraging; territory size.
- Costa-Leonardo and Patricio, 2005: 659–670 • *Heterotermes tenuis*; spermathecal structure.
- Torales et al., 2005a: 861 • *Heterotermes tenuis*; distribution. Argentina: Misiones, Chaco, Salta.
- Torales et al., 2005b: 259–280 • *Heterotermes tenuis*; checklist; diversity; litoral, distribution. Argentina.
- Ferreira da Cunha et al., 2006: 518 • *Heterotermes tenuis*; checklist; distribution. Brazil: Goiás State.
- Lima and Costa-Leonardo, 2006: 759–770 • *Heterotermes tenuis*; interspecific agonistic behavior; competition.
- Maiti, 2006: 132–133, fig. 77 • *Heterotermes tenuis*; key; synonymy; imago, soldier described and figured; distribution. Barbados; Bolivia; Brazil; Guatemala; Guyana; Panama; Peru; West Indies: Trinidad [*platycephalus* incorrectly cited as synonym; St. Helena incorrect locality].
- Perozo and Issa, 2006: 410–411, figs. 1, 2 • *Heterotermes tenuis*; soldier figured; distribution. Venezuela.
- Noda et al., 2007: 1257–1266 • *Heterotermes tenuis*; endosymbiotic bacteria; cospeciation; phylogeny.

Leucotermes flavipes paraensis Wasmann, 1902d: 119 (soldier).

TYPE DATA: Holotype: NHMM soldier.

TYPE LOCALITY: Brazil: Pará.

- Desneux, 1904b: 33 • *Termes* (*Leucotermes*) *flavipes* subsp. *paraensis*; reference list.
- Snyder, 1924i: 14 • *Leucotermes flavipes* subsp. *Paraensis*; conditionally synonymized with *tenuis*.
- Snyder, 1949a: 70 • *Leucotermes flavipes* subsp. *Paraensis*; unconditionally synonymized with *tenuis*.
- Van Boven, 1969a: 40 • *Leucotermes flavipes* subsp. *paraensis*; type listed.

Termes corticola Snyder, 1924i: 14 (soldier) [Hagen, 1858: 203 mentioned a species *T. corticola* from Santarém, Brazil, without giving a description and incorrectly crediting Bates as the author; Snyder, 1924: 14 mentioned Hagen's reference to the species, used the spelling *T. corticola* (which may be the spelling intended for use by Hagen, depending on what is written on the specimen label, but is the spelling that must be used in either case), and also gave the authorship to Bates. Since Snyder, not Hagen, provided a brief description of the specimen, Snyder is the author of the species, and *corticola*, not *corticicola*, is the species name. Further, as Snyder treats *corticola* as a probable synonym of *tenuis*, this conditional synonymy is sufficient to make the name *corticola* available (ICZN art. 11.6 cannot be invoked. Snyder, 1949a: 70 and Araujo, 1977c: 26 mention *corticola* (from Panama only), with Bates as the author, as a synonym of *tenuis*. Also see *Microcerotermes exiguus*].

TYPE DATA: Holotype (depository unknown): soldier.

TYPE LOCALITY: Panama: Obispo.

- Snyder, 1924i: 14 • *Termes corticola*; conditionally synonymized with *tenuis*.
- Snyder, 1949a: 70 • *Termes corticola*; unconditionally synonymized with *tenuis*.

🌐 DISTRIBUTION: Neotropical Region—Argentina: Chaco, Misiones, Salta; Barbados; Bolivia; Brazil; Colombia; Cuba; Dominican Republic; French Guiana; Grenada; Guadeloupe; Guatemala; Guyana; Haiti; Jamaica; Mexico; Panama; Paraguay; Peru; Puerto Rico; St. Vincent and the Grenadines; Suriname; Trinidad and Tobago; Venezuela.

Heterotermes vagus (Hill, 1927)

Leucotermes vagus Hill, 1927a: 53–55 (soldier, worker), figs. 49–51.

TYPE DATA: Lectotype: NMV No. T-10848 soldier. Paralectotypes: NMV soldiers, workers, AMNH soldiers, workers, NCIP imagoes [not type locality].

LECTOTYPE DESIGNATION: Hill, 1942: 136 [inadvertent selection by inference of “holotype” (ICZN, 1999, art. 74.6)].

TYPE LOCALITY: Australia: Northern Territory: Darwin.

- Hill, 1942: 134–136, figs. 75, 76 • *Heterotermes vagus*; imago, soldier described and figured; synonymy; distribution; biology; new combination. Australia.
- Snyder, 1949a: 71 • *Heterotermes vagus*; catalog; reference list. Australia.
- Ratcliffe et al., 1952: 97 • *Heterotermes vagus*; characters; distribution.
- Mathur and Thapa, 1962a: 27 • *Heterotermes vagus*; collection catalog. Australia.
- Gay and Calaby, 1970: 410 • *Heterotermes vagus*; biology; distribution. Australia.
- Ruelle, 1975b: 5 • *Heterotermes vagus*; types listed.
- Watson and Abbey, 1993b: 40, fig. 56 • *Heterotermes vagus*; distribution map.
- Sugimoto et al., 1997: 211, 213, 216, 218 • *Heterotermes vagus*; methane and hydrogen emissions. Australia.
- Tayasu et al., 1998: 526–542 • *Heterotermes vagus*; nitrogen fixation; isotope effect; humification; feeding; phylogeny; checklist. Australia: Darwin.
- Watson et al., 1998: 193 • *Heterotermes vagus*; catalog; synonymy; distribution; ecology. Australia; Papua New Guinea.
- Dawes-Gromadzki, 2003: 397–404 • *Heterotermes vagus*; ecology; foraging.
- Maiti, 2006: 133–134, fig. 78 • *Heterotermes vagus*; key; synonymy; imago, soldier described and figured; distribution. Australia.
- Bergamaschi et al., 2007: 735–753 • *Heterotermes vagus*; COII sequences; karyotype; phylogeny.
- Bourguignon and Roisin, 2011: 70–71, figs. 32–36, 44 • *Heterotermes vagus*; synonymy; soldier described and figured; key; distribution. Australia: Northern Territory; Papua New Guinea.

Leucotermes venustus Hill, 1927a: 55–58 (imago, soldier, worker), figs. 52–56, 177, 178.

TYPE DATA: Lectotype: NMV No. T-10850 imago ♀. Paralectotypes: NMV imagoes, soldiers, workers, AMNH imagoes, workers.

LECTOTYPE DESIGNATION: Hill, 1942: 132 [inadvertent selection by inference of “holotype” (ICZN, 1999, art. 74.6)].

TYPE LOCALITY: Australia: Northern Territory: Stapleton, 112 km S Darwin.

- Hill, 1932a: 144 • *Heterotermes venustus*; locality; new combination. Australia.
- Hill, 1942: 131–132, fig. 71 • *Heterotermes paradoxus venustus*; imago, soldier described and figured; synonymy; distribution; biology. Australia.
- Snyder, 1949a: 69 • *Heterotermes paradoxus venustus*; catalog; reference list. Australia.
- Ratcliffe et al., 1952: 97 • *Heterotermes paradoxus venustus*; characters; distribution.
- Mathur and Thapa, 1962a: 26 • *Heterotermes paradoxus venustus*; collection catalog. Australia.
- Gay and Calaby, 1970: 410 • *Heterotermes paradoxus venustus*; biology; distribution. Australia.
- Watson et al., 1978b: 102, 104 • *Heterotermes venustus*; distribution; ecology.
- Watson and Abbey, 1993b: 41, fig. 58 • *Heterotermes venustus*; distribution map.
- Watson et al., 1998: 194 • *Heterotermes venustus*; catalog; synonymy; distribution; ecology. Australia.
- Dawes-Gromadzki and Spain, 2003: 449–456 • *Heterotermes venustus*; ecology; foraging; seasonality.
- Dawes-Gromadzki, 2003: 397–404 • *Heterotermes venustus*; ecology; foraging.
- Maiti, 2006: 126–127, fig. 72 • *Heterotermes paradoxus venustus*; key; synonymy; imago, soldier described; soldier figured; distribution. Australia.
- Bourguignon and Roisin, 2011: 70 • *Heterotermes venustus*; synonymized with *vagus*.

🌐 DISTRIBUTION: Australian Region—Australia: Northern Territory: Bathurst Island, Groote Eylandt, Melville Island, Rimbija Island, Queensland, Western Australia, Torres Strait Islands. ♦ Papuan Region—Papua New Guinea.

Heterotermes validus Hill, 1915

Heterotermes validus Hill, 1915: 83–86 (imago, soldier, worker).

TYPE DATA: Lectotype: NMV No. T-10849 imago. Paralectotypes: NMV soldiers, workers, AMNH soldiers, workers, NCIP soldier [incorrectly cited as paratype by Ruelle, 1975b].

LECTOTYPE DESIGNATION: Hill, 1942: 130 [inadvertent selection by inference of “holotype” (ICZN, 1999, art. 74.6)].

TYPE LOCALITY: Australia: Northern Territory: Darwin.

- Snyder, 1926g: 3 • *Leucotermes validus*; distribution; new combination. Australia.
- Hill, 1927a: 49–50, pl. 2: figs. 41–45, pl. 5: fig. 173, pl. 8: fig. 174 • *Leucotermes validus*; imago described and figured; biology; locality. Australia. *Heterotermes paradoxus* [Torres Strait: Banks Island record only].
- Hill, 1942: 127, 129–130, fig. 70 • *Heterotermes paradoxus validus*; imago, soldier described and figured; synonymy; distribution; biology. Australia. *Heterotermes paradoxus paradoxus* [Torres Strait: Banks Island record only].
- Snyder, 1949a: 69 • *Heterotermes paradoxus validus*; catalog; reference list. Australia.
- Ratcliffe et al., 1952: 97 • *Heterotermes paradoxus validus*; distribution.
- Gay and Calaby, 1970: 410 • *Heterotermes paradoxus validus*; biology; distribution. Australia.
- Ruelle, 1975b: 5 • *Heterotermes validus*; types listed; raised to species level again.
- Watson and Abbey, 1993b: 40, fig. 57 • *Heterotermes validus*; distribution map.
- Watson et al., 1998: 194 • *Heterotermes validus*; catalog; synonymy; distribution; ecology. Australia.

- Dawes-Gromadzki and Spain, 2003: 449–456 • *Heterotermes validus*; ecology; foraging; seasonality.
- Dawes-Gromadzki, 2003: 397–404 • *Heterotermes validus*; ecology; foraging.
- Maiti, 2006: 126, fig. 71 • *Heterotermes paradoxus validus*; key; synonymy; imago, soldier described; soldier figured; distribution. Australia [paraphrase of original description].

🌐 DISTRIBUTION: Australian Region—Australia: Northern Territory: Bathurst Island, Melville Island, Western Australia.

Heterotermes wittmeri Chhotani and Bose, 1982

Heterotermes wittmeri Chhotani and Bose, 1982: 78–81 (imago, soldier, worker), figs. 3, 4.

TYPE DATA: Holotype: MHNH soldier. Paratypes: MHNH imagoes, soldiers, workers, ZSI imagoes, soldiers, workers.

TYPE LOCALITY: Saudi Arabia: Hakimah.

- Chhotani and Bose, 1983: 124, 127 • *Heterotermes wittmeri*; distribution. Arabian Peninsula.
- Chhotani and Bose, 1986: 123 • *Heterotermes wittmeri*; material listed. Saudi Arabia.
- Badawi et al., 1986a: 416, 418 • *Heterotermes wittmeri*; distribution. Saudi Arabia.
- Cowie, 1989a: 160, 162, table 1 • *Heterotermes wittmeri*; checklist; biogeography; distribution. Saudi Arabia.
- Chhotani and Bose, 1991: 261, 263 • *Heterotermes wittmeri*; key. Saudi Arabia.
- Maiti, 2006: 134–135, fig. 79 • *Heterotermes wittmeri*; key; synonymy; imago, soldier described and figured; distribution. Saudi Arabia.

🌐 DISTRIBUTION: Palearctic Region—Saudi Arabia.

Reticulitermes Holmgren, 1913

Reticulitermes Holmgren, 1913c: 60–61 [first introduced as a subgenus of *Leucotermes* Silvestri, 1901; misspelled as *Reticulotermes* on page 15].

TYPE SPECIES: *Termes flavipes* Kollar, 1837 by original designation.

- Holmgren, 1911a: 69 • *Leucotermes* [part]; species included.
- Banks and Snyder, 1920: 39, 42–43 • *Reticulitermes*; key; characters.
- Light, 1924: 52 • *Reticulitermes*; key.
- Snyder, 1926g: 3, 4 • *Reticulitermes*; characters; remarks.
- Bathellier, 1927: 131, 132 • *Leucotermes (Reticulitermes)*; key.
- Emerson, 1928b: 406 • *Reticulitermes*; distribution.
- Light, 1931a: 589–590 • *Reticulitermes*; key.
- Light, 1933: 82 • *Reticulitermes*; key.
- Light, 1934j: 338 • *Reticulitermes*; key.
- Light and Pickens, 1934: 150–156, figs. 39, 42 • *Reticulitermes*; distribution of American species.
- Silvestri, 1934: 35 • *Reticulitermes*; characters.
- Hare, 1937: 474, pl. 1 • *Reticulitermes*; phylogeny.
- Snyder, 1949a: 71 • *Reticulitermes*; catalog; reference list.
- Lal and Menon, 1953: 29, 31 • *Reticulitermes*; catalog; reference list; key.
- Grassé, 1954: 18–21 • *Reticulitermes*; distribution; species included.
- Pickens, 1954: 71–74 • *Reticulitermes*; intercastes.
- Emerson, 1955: 507, 509 • *Reticulitermes*; number of species; distribution.

- Weidner, 1955f: 55, 69 • *Reticulitermes*; key; number of species; distribution.
- Ahmad, 1958: 59 • *Reticulitermes*; key.
- Weidner, 1958: 9 • *Reticulitermes*; key.
- Weidner, 1960a: 66, 68 • *Reticulitermes*; key.
- Roonwal and Chhotani, 1962a: 294 • *Reticulitermes*; key.
- Bei-Bienko, 1964: 176 • *Reticulitermes*; characters.
- Tsai and Chen, 1964b: 57–58 • *Reticulitermes*; key, characters.
- Bouillon and Mathot, 1965: 20, 74, 75, pl. 5: fig. 8a • *Reticulitermes*; species included; imago/worker mandibles figured.
- Weesner, 1965: 36, 37, 41 • *Reticulitermes*; key; characters; biology.
- Krishna, 1966: 1094, 1096 • *Reticulitermes*; key.
- Bei-Bienko, 1967: 208–209 • *Reticulitermes*; characters.
- Morimoto, 1967a: 9 • *Reticulitermes*; distribution.
- Morimoto, 1968: 43–73 • *Reticulitermes*; characters; key to species and subspecies from Japan; phylogeny.
- Harris, 1970b: 296, 310, figs. 1, 6 • *Reticulitermes*; Palearctic (western and eastern) northern limits of distribution.
- Weesner, 1970: 495–498 • *Reticulitermes*; biology.
- Emerson, 1971: 276–278 • *Reticulitermes*; taxonomy; characters; phylogeny; ecology; distribution.
- Chhotani and Bose, 1973: 233 • *Reticulitermes*; distribution. Indian region.
- Belyaeva and Zhuzhikov, 1974: 22, 28 • *Reticulitermes*; species included from Europe; key.
- Sen-Sarma, 1974: 452–453 • *Reticulitermes*; ecology and biogeography.
- Morimoto, 1975b: 15 • *Reticulitermes*; key.
- Morimoto, 1975c: 53 • *Reticulitermes*; remarks.
- Quennedey and Deligne, 1975: 248, 261, 262, 263, 264 • *Reticulitermes*; frontal gland; fontanelle; labrum; defense; phylogeny.
- Araujo, 1977c: 26 • *Reticulitermes*; catalog.
- Roonwal and Chhotani, 1977: 42, 43 • *Reticulitermes*; key.
- Baccetti, 1979: 632 • *Reticulitermes*; sperm morphology.
- Chhotani and Bose, 1979b: 20 • *Reticulitermes*; nesting behavior and nests. India.
- Chhotani and Bose, 1983: 127 • *Reticulitermes*; distribution. Palearctic Region.
- Chhotani and Das, 1983: 327–329 • *Reticulitermes*; distribution. Holarctic.
- Maiti, 1983: 16, 22 • *Reticulitermes*; key.
- Prestwich, 1983b: 290, 300 • *Reticulitermes*; secretions; trail; pheromones; biochemistry.
- Roonwal, 1983b: 363 • *Reticulitermes*; wing microsculpturing.
- Chhotani, 1984: 111–112 • *Reticulitermes*; key; taxonomy; distribution and zoogeography; biology; ecology; nesting behavior.
- Prestwich, 1984a: 207, fig. 2 • *Reticulitermes*; defensive chemicals.
- Chhotani, 1985: 93–94 • *Reticulitermes*; distribution and zoogeography.
- Lemaire, 1985: 229–233 • *Reticulitermes*; defensive substances; ants; allomones.
- Prestwich, 1985b: 446, 447, 448, 449 • *Reticulitermes*; trail pheromones; caste regulation; defensive chemicals; biochemistry.
- Vickery, 1985: 72 • *Reticulitermes*; characters; key to species of Canada.
- Chhotani, 1986: 22, 24 • *Reticulitermes*; Oriental Region distribution and zoogeography.
- Huang et al., 1989: 201, 309 • *Reticulitermes*; key; distribution.
- Roonwal and Chhotani, 1989: 494–497 • *Reticulitermes*; synonymy; characters; distribution and composition; key to species.
- Li, 1991: 26 • *Reticulitermes*; distribution in China.
- Carpenter, 1992: 142 • *Reticulitermes*; fossil distribution.
- Fan, 1992: 507 • *Reticulitermes*; key.
- Spahr, 1992: 32 • *Reticulitermes*; listed.
- Maiti and Saha, 1993: 516, 517 • *Reticulitermes*; key.

- Maiti et al., 1995: 435 • *Reticulitermes*; synonymy; key to species from Meghalaya.
- Gao et al., 1996: 67, 77 • *Reticulitermes*; key; distribution.
- Haverty and Nelson, 1997: 869–880 • *Reticulitermes*; chemotaxonomy; cuticular hydrocarbons.
- Poole and Gentili, 1997: 494, 495 • *Reticulitermes*; synonymy.
- Constantino, 1998b: 158 • *Reticulitermes*; catalog.
- Fontes, 1998: 331 • *Reticulitermes*; catalog.
- Fontes and Monteiro, 1998: 37 • *Reticulitermes*; etymology and pronunciation.
- Sands, 1998: 25, 26, 71–73, figs. 84–98 • *Reticulitermes*; key; worker described; worker mandibles, gut figured; biology and economic status; distribution.
- Bose, 1999: 24–25, 143 • *Reticulitermes*; key; distribution.
- Haverty et al., 1999b: 269–277 • *Reticulitermes*; behavior; chemotaxonomy; cuticular hydrocarbons.
- Haverty et al., 1999c: 1077–1084 • *Reticulitermes*; foraging, feeding behavior; cuticular hydrocarbons.
- Haverty et al., 1999a: 1–21 • *Reticulitermes*; chemotaxonomy; cuticular hydrocarbons.
- Huang and Li, 1999: 279, 287–288 • *Reticulitermes*; key; characters.
- Takematsu, 1999c: 40 • *Reticulitermes*; key based on gut characters.
- Takematsu, 1999b: 232 • *Reticulitermes*; synonymy; characters.
- Thorne, 1999: 1–30 • *Reticulitermes*; castes; development; life cycle; biology.
- Thorne et al., 1999: 149–169 • *Reticulitermes*; reproductive biology; colony genetics; relatedness; inbreeding; replacement reproductives.
- Getty et al., 2000: 243–250 • *Reticulitermes*; aggression; baiting; species from California.
- Haverty et al., 2000b: 241–249 • *Reticulitermes*; foraging.
- Huang et al., 2000: 275, 341–342 • *Reticulitermes*; key; characters; distribution; reference list.
- Thorne et al., 2000: 80 • *Reticulitermes*; number of fossil species; age; distribution.
- Nelson et al., 2001: 1449–1479 • *Reticulitermes*; cuticular hydrocarbons; defensive secretions; biochemistry.
- Constantino, 2002a: 18 • *Reticulitermes*; key.
- Page et al., 2002: 305–324 • *Reticulitermes*; cuticular hydrocarbons; phylogeny. USA.
- Delphia et al., 2003: 585–593 • *Reticulitermes*; aggressive behavior and cuticular hydrocarbons of 3 phenotypes.
- Laine and Wright, 2003: 267–278 • *Reticulitermes*; life cycle; caste development; biology.
- Maiti et al., 2003: 240 • *Reticulitermes*; key.
- Luchetti et al., 2004: 117–122 • *Reticulitermes*; taxonomy; phylogeny; COII, mtDNA sequences.
- Sornnuwat et al., 2004: 356, 358 • *Reticulitermes*; key, number of species. Thailand.
- Copren et al., 2005: 689–700 • *Reticulitermes*; cuticular hydrocarbons; COII sequences; phylogeny. Western USA.
- Luchetti et al., 2005a: 149–153 • *Reticulitermes*; mtDNA analysis; genetic variation; phylogeny. Europe.
- Luchetti et al., 2005b: 218–221 • *Reticulitermes*; COII sequences; distribution.
- Mantovani et al., 2005: 153–170 • *Reticulitermes*; DNA analysis; European populations; phylogeny.
- Austin et al., 2006a: 873–890 • *Reticulitermes*; 16S rRNA, DNA sequences; genetic variation; phylogeny; distribution.
- Crosland and Su, 2006a: 99–103 • *Reticulitermes*; mapping; mark-recapture.
- Luchetti et al., 2006: 123–132 • *Reticulitermes*; satellite DNA; sequence analysis of European species.
- Maiti, 2006: 15 • *Reticulitermes*; key.
- Matsuura, 2006c: 565–574 • *Reticulitermes*; soldier; sex ratio; sexual dimorphism.
- Maiti et al., 2007: 242 • *Reticulitermes* [sic]; key.
- Engel et al., 2007b: 14 • *Reticulitermes*; synonymy; comments; fossil species.
- Engel and Krishna, 2007b: 230–234 • *Reticulitermes*; proposal to give the name precedence over *Maresa*.

- Roisin, 2008: 136 • *Reticulitermes*; comments on the proposal to give the name precedence over *Maresa*.
- Nelson et al., 2008: 1452–1475 • *Reticulitermes*; chemotaxonomy; cuticular hydrocarbons; soldier defense secretions.
- ICZN, 2009: 194–195 • *Reticulitermes*; placed on the official list, with precedence over *Maresa* Giebel 1856; *Maresa*; not given priority over *Reticulitermes*.
- Vargo and Husseneder, 2009: 379–403 • *Reticulitermes*; North American and European species; microsatellites; caste determination; population genetics; molecular ecology; breeding structure.

†*Hemerobites* Germar, 1813: 16 (imago) [Although it has priority over *Reticulitermes*, *Hemerobites* has not been used after 1899 and therefore under ICZN art. 23.9 it is a *nomen oblitum*; see Engel et al., 2007b].

TYPE SPECIES: *Hemerobites antiquus* Germar, 1813 by monotypy.

- Engel et al., 2007b: 14 • *Hemerobites*; *nomen oblitum*, under ICZN, 1999, art. 23.9.

†*Maresa* Giebel, 1856: 298.

TYPE SPECIES: *Maresa plebeja* Giebel, 1856 by monotypy.

- Hagen, 1858c: 181 • *Maresa*; synonymized with *Termes* [= *Reticulitermes*].
- Spahr, 1992: 32 • *Maresa*; listed.
- ICZN, 2009: 194–195 • *Reticulitermes*; placed in the official list, with precedence over *Maresa* Giebel 1856; *Maresa* not given priority over *Reticulitermes*.

Frontotermes Tsai et al., 1977: 465, 474 [first introduced as a subgenus of *Reticulitermes* Holmgren, 1913].

TYPE SPECIES: *Reticulitermes chinensis* Snyder, 1923 by original designation.

- Huang et al., 1989: 201, 309 • *Reticulitermes* (*Frontotermes*); key.
- Huang et al., 2000: 275, 341–342 • *Reticulitermes* (*Frontotermes*); listed.
- Poole and Gentili, 1997: 494 • *Frontotermes*; synonymized with *Reticulitermes*.
- Takematsu, 1999b: 232 • *Frontotermes*; synonymized with *Reticulitermes* [this synonymy done earlier by Poole and Gentili, 1997].

Planifrontotermes Tsai et al., 1977: 465, 474 [first introduced as a subgenus of *Reticulitermes* Holmgren, 1913].

TYPE SPECIES: *Termes speratus* Kolbe, 1885 by original designation.

- Huang et al., 1989: 201, 309 • *Reticulitermes* (*Planifrontotermes*); key.
- Huang et al., 2000: 275, 341–342 • *Reticulitermes* (*Planifrontotermes*); listed.
- Poole and Gentili, 1997: 494 • *Planifrontotermes*; synonymized with *Reticulitermes*.

Tsaitermes Li and Ping, 1983b: 239.

TYPE SPECIES: *Reticulitermes* (*Planifrontotermes*) *yingdeensis* Tsai and Li, 1977 by original designation.

- Huang and Li, 1999: 279, 286–287 • *Tsaitermes*; key; characters.
- Ahmad and Akhtar, 2002: 67 • *Tsaitermes*; synonymized with *Reticulitermes*.

▲ 138 living species, 9 fossil species.



🌐🌐🌐 DISTRIBUTION: Nearctic Region; Neotropical Region; Oriental Region; Palaeartic Region.

Reticulitermes aculabialis* Tsai and Huang, 1977**Reticulitermes (Planifrontotermes) aculabialis* Tsai et al., 1977: 472–473, 474 (soldier), fig. 4.**

TYPE DATA: Holotype: NAP soldier. Paratypes: NAP soldiers, workers, GIEC soldiers, workers.

TYPE LOCALITY: China: Sichuan Province: Chengdu.

- Hsia and Fan, 1965: 365–366, 380, fig. 17 • *Reticulitermes chinensis chinensis* [misidentification]; imago, soldier described and figured; synonymy; key; biology. China: Anhui, Fujian, Guangdong, Hubei, Hunan, Jiangsu, Jiangxi, Shaanxi, Shanghai, Yunnan, Zhejiang.
- Hsia and Fan, 1970: 56–57, fig. 17 • *Reticulitermes chinensis chinensis* [misidentification]; imago, soldier described and figured; synonymy; key; biology. China.
- Gao et al., 1982d: 299 • *Reticulitermes (Planifrontotermes) aculabialis*; listed.
- Gao et al., 1982b: 138 • *Reticulitermes (Planifrontotermes) aculabialis*; listed; distribution. China: Jiangsu.
- Gong et al., 1982: 282 • *Reticulitermes aculabialis*; distribution. China: Sichuan.
- Tsai and Huang, 1983: 435, 436 • *Heterotermes aculabialis*; listed; new combination; = *Reticulitermes chinensis chinensis* Hsia and Fan, 1965 [nec Snyder].
- Gao and Lam, 1986: 82 • *Reticulitermes aculabialis*; checklist; distribution. China.
- Huang et al., 1986b: 215 • *Heterotermes aculabialis*; distribution. China: Shaanxi.
- Ping et al., 1987b: 117, 122 • *Reticulitermes aculabialis*; key. China: Guizhou.
- Huang et al., 1989: 384, fig. 273 • *Heterotermes aculabialis*; soldier described and figured; key. China: Sichuan. *Reticulitermes chinensis chinensis* [misidentification]; Hsia and Fan, 1965 (nec Snyder) = *Heterotermes aculabialis*.
- Chen and Xu, 1992: 11, 12 • *Reticulitermes aculabialis*; checklist; distribution. China: Anhui Province.
- Gao and Chen, 1992a: 2 • *Reticulitermes aculabialis*; locality. China.
- Gao et al., 1992a: 39 • *Reticulitermes aculabialis*; checklist; distribution. Anhui, China: Gansu, Fujian, Guangdong, Guangxi, Guizhou, Hubei, Hunan, Jiangsu, Jiangxi, Shaanxi, Sichuan, Yunnan, Zhejiang.
- Peng and Yin, 1992: 34, fig. 97 • *Heterotermes aculabialis*; soldier described and figured. China: Yunnan.
- Jiang et al., 1993: 14 • *Heterotermes aculabialis*; checklist; distribution. China: Guangxi.
- Zhang, 1993: 267 • *Heterotermes aculabialis*; locality. China.
- Zhu et al., 1993: 50 • *Heterotermes aculabialis*; checklist; distribution. China.
- Lin et al., 1994b: 4 • *Heterotermes aculabialis*; synonymy; checklist; distribution. China: Guangxi.
- Huang and Li, 1999: 303, 306, fig. 10.47 • *Heterotermes aculabialis*; key; imago, soldier described and figured; distribution. China: Fujian.
- Xing et al., 1999: 181–185 • *Heterotermes aculabialis*; mtDNA; RFLP sequences.
- Hua, 2000: 24 • *Reticulitermes aculabialis*; listed; China: Anhui, Fujian, Gansu, Guangdong, Guangxi, Guizhou, Henan, Hubei, Hunan, Jiangsu, Jiangxi, Shaanxi, Sichuan, Yunnan, Zhejiang.
- Huang et al., 2000: 346–347, fig. 156 • *Reticulitermes (Planifrontotermes) aculabialis*; soldier described and figured; key. China.
- Xing et al., 2001: 53–58 • *Reticulitermes aculabialis*; COII sequences; phylogeny.
- Ahmad and Akhtar, 2002: 15 • *Heterotermes aculabialis*; catalog. China. [1972 incorrect date].
- Su (X.-H.) et al., 2004: 240–244 • *Reticulitermes aculabialis*; brain; gonadotropins; immunocytochemistry.
- Zhang et al., 2005: 582–587 • *Heterotermes aculabialis*; cuticular hydrocarbons.
- Maiti, 2006: 111, fig. 53 • *Heterotermes aculabialis*; key; synonymy; soldier described and figured; distribution. China.

  DISTRIBUTION: Oriental Region—China: Fujian, Guangdong, Guangxi, Guizhou, Hubei, Hunan, Jiangsu, Jiangxi, Sichuan, Yunnan, Zhejiang. ♦ Palaeartic Region—China: Anhui, Gansu, Henan, Shaanxi.


***Reticulitermes affinis* Hsia and Fan, 1965**

***Reticulitermes affinis* Hsia and Fan, 1965: 367–370, 380 (imago, soldier), fig. 19.**

TYPE DATA: Holotype: SIES soldier [no mention of selecting the soldier as type, only stating “Types”]. Paratypes: SIES soldiers, workers, SIES imago, soldiers.

TYPE LOCALITY: China: Fukien: Nan-Ping.

- Hsia and Fan, 1970: 59–62, fig. 19 • *Reticulitermes affinis*; imago, soldier described and figured; biology. China [English translation of Hsia and Fan, 1965].
- Morimoto, 1975c: 53 • *Reticulitermes affinis*; key; distribution.
- Tsai et al., 1977: 465, 466 • *Reticulitermes (Frontotermes) affinis*; key.
- Li, 1979: 65 • *Reticulitermes affinis*; listed. China.
- Gao et al., 1982d: 299 • *Reticulitermes (Frontotermes) affinis*; listed.
- Gao et al., 1982b: 138 • *Reticulitermes (Frontotermes) affinis*; distribution. China: Jiangsu.
- Zhu, 1982: 233 • *Reticulitermes affinis*; listed. China.
- Chhotani and Das, 1983: 327 • *Reticulitermes affinis*; distribution. China.
- Chhotani, 1984: 118 • *Reticulitermes affinis*; listed; castes known; distribution. China.
- Gao and Lam, 1986: 67, 69, 81, fig. 4 • *Reticulitermes (Frontotermes) affinis*; imago, soldier figured; key; checklist. China: Hong Kong. *Reticulitermes affinis*; checklist; distribution. China.
- Huang et al., 1989: 355–357, fig. 246 • *Reticulitermes (Frontotermes) affinis*; imago, soldier described and figured; key. China: Fujian, Guangdong, Henan, Zhejiang.
- Chen and Xu, 1992: 11, 12 • *Reticulitermes affinis*; checklist; distribution. China: Anhui Province.
- Fan, 1992: 510–512, fig. 2.305 • *Reticulitermes affinis*; soldier described and figured. China.
- Gao and Chen, 1992a: 2 • *Reticulitermes affinis*; locality. China.
- Gao et al., 1992a: 39 • *Reticulitermes affinis*; checklist; distribution. China: Anhui, Fujian, Guangdong, Guangxi, Guizhou, Hong Kong, Hunan, Jiangsu, Sichuan, Yunnan, Zhejiang.
- Peng and Yin, 1992: 31–32, fig. 90 • *Reticulitermes (Frontotermes) affinis*; imago, soldier described and figured. China: Yunnan.
- Huang and Han, 1993: 87–88 • *Reticulitermes affinis*; imago, soldier described and figured. China: Fujian.
- Zhu et al., 1993: 48 • *Reticulitermes affinis*; checklist; distribution. China.
- Lin et al., 1994b: 3 • *Reticulitermes (Frontotermes) affinis*; checklist; distribution. China: Guangxi.
- Zhang et al., 1994b: 86 • *Reticulitermes affinis*; wing microsculpturing.
- Zhang et al., 1994d: 115 • *Reticulitermes affinis*; wing microsculpturing.
- Zhang et al., 1994e: 300–302 • *Reticulitermes affinis*; gut morphology.
- Cai and Lin, 1995: 56 • *Reticulitermes affinis*; checklist; distribution. China.
- Gao, 1995a: 2 • *Reticulitermes (Frontotermes) affinis*; checklist. China: Hong Kong.
- Gao et al., 1996: 78, 79, fig. 7.21 • *Reticulitermes affinis*; soldier described and figured; key. China: Hong Kong.
- Huang and Li, 1999: 289, 302, fig. 10.40 • *Reticulitermes affinis*; key; imago, soldier described and figured; distribution. China: Fujian.
- Hua, 2000: 24 • *Reticulitermes affinis*; listed. China: Anhui, Fujian, Guangdong, Guangxi, Guizhou, Hainan, Hong Kong, Hubei, Hunan, Jiangsu, Jiangxi, Sichuan, Yunnan, Zhejiang.
- Huang et al., 2000: 415–416, fig. 211 • *Reticulitermes (Frontotermes) affinis*; imago, soldier described and figured; key. China.
- Ahmad and Akhtar, 2002: 16 • *Reticulitermes affinis*; catalog. China: Hong Kong.

 **DISTRIBUTION:** Oriental Region—China: Fujian, Guangdong, Guangxi, Guizhou, Hainan, Hong Kong, Hubei, Hunan, Jiangsu, Jiangxi, Sichuan, Yunnan, Zhejiang. ♦ Palaeartic Region—China: Anhui, Henan.

Reticulitermes altus Gao, Pan, Ma and Shi, 1982

Reticulitermes (Frontotermes) altus Gao et al., 1982d: 299–300, 305 (soldier), fig. 1 [The original paper cites Gao et al. after the new species name, indicating that all the authors of this paper, i.e., Gao, Pan, Ma and Shi, are the authors of this species. However, subsequent authors incorrectly cite only “Gao et Pan” as the authors].

TYPE DATA: Holotype: SIES soldier [no mention of where the holotype is deposited; possibly SIES, where Gao has deposited other types, or it could be at NITN]. Paratypes: SIES soldiers, NITN soldiers, CICC soldiers, CITC soldiers.

TYPE LOCALITY: China: Sichuan Province: Dechang.

- Gao and Lam, 1986: 82 • *Reticulitermes altus*; checklist; distribution. China [Gao and Zhu incorrectly cited as authors].
- Huang et al., 1989: 345, fig. 236 • *Reticulitermes (Frontotermes) altus*; soldier described and figured; key. China: Sichuan.
- Gao et al., 1992a: 39 • *Reticulitermes altus*; checklist; distribution. China: Guizhou, Sichuan.
- Jiang et al., 1993: 13 • *Reticulitermes altus*; checklist; distribution. China: Guangxi.
- Lin et al., 1994b: 3 • *Reticulitermes (Frontotermes) altus*; checklist; distribution. China: Guangxi.
- Huang and Li, 1999: 288, 299–300, fig. 10.35 • *Reticulitermes altus*; key; soldier described and figured; distribution. China: Fujian.
- Hua, 2000: 24 • *Reticulitermes altus*; listed. China: Fujian, Sichuan [incorrect author cited].
- Huang et al., 2000: 436–437, fig. 212 • *Reticulitermes (Frontotermes) altus*; soldier described and figured; key. China.
- Ahmad and Akhtar, 2002: 16 • *Reticulitermes altus*; catalog. China [subgeneric combination omitted].

🌐 DISTRIBUTION: Oriental Region—China: Fujian, Guizhou, Guangxi, Sichuan.

Reticulitermes amamianus Morimoto, 1968

Reticulitermes flaviceps amamianus Morimoto, 1968: 69 (soldier, worker), figs. 2p, 3i, 6a–b, 8h, 9q.

TYPE DATA: Syntypes: KUEL soldiers, workers, KUEL soldiers, workers (Japan: Yoron Island).

TYPE LOCALITIES: Japan: Amami-Oshima, Yuwandake, Yoron Island.

- Morimoto, 1975c: 56 • *Reticulitermes flaviceps amamianus*; key; distribution.
- Takematsu, 1994b: 43, 46 • *Reticulitermes flaviceps amamianus*; distribution. Japan.
- Takematsu, 1999b: 240–241, figs. 3, 11, 17 • *Reticulitermes amamianus* stat. nov.; imago, soldier described and figured; synonymy; key; distribution. Japan.
- Takematsu and Yamaoka, 1999: 179–188 • *Reticulitermes flaviceps amamianus*; cuticular hydrocarbons; distribution.

🌐 DISTRIBUTION: Palaearctic Region—Japan.

Reticulitermes ampliceps Wang and Li, 1984

Reticulitermes ampliceps Wang and Li, 1984: 67, 72–74, 80–81 (imago, soldier, worker), figs. 23–33.

TYPE DATA: Syntypes: SIES imagoes, soldiers, workers.

TYPE LOCALITY: China: Henan Province: Shangcheng County: Jingang Tai.

- Huang et al., 1989: 307–308, fig. 170 • *Tsaitermes ampliceps*; imago, soldier described and figured; new combination China: Henan.

- Gao et al., 1992a: 39 • *Reticulitermes ampliceps*; listed. China: Henan.
- Xing et al., 1999: 181–185 • *Reticulitermes ampliceps*; mtDNA, RFLP sequences.
- Hua, 2000: 26 • *Tsaitermes ampliceps*; listed. China: Fujian, Henan.
- Huang et al., 2000: 347–348, 491, fig. 157 • *Reticulitermes (Planifrontotermes) ampliceps*; imago, soldier described and figured. China [also listed as *Tsaitermes ampliceps*].
- Xing et al., 2001: 53–58 • *Reticulitermes ampliceps*; COII sequences; phylogeny.
- Ahmad and Akhtar, 2002: 16 • *Reticulitermes ampliceps*; catalog. China.
- Austin et al., 2002: 753–760 • *Reticulitermes ampliceps*; COII DNA sequences; phylogeny.
- Austin et al., 2004a: 548–555 • *Reticulitermes ampliceps*; COII sequences; phylogeny.
- Park et al., 2006: 89–103 • *Reticulitermes ampliceps*; COII, COIII sequences; genetic distance; distribution.

🌐 DISTRIBUTION: Palaearctic Region—China: Henan.

***Reticulitermes ancyleus* Ping, 1986**

***Reticulitermes ancyleus* Ping, 1986: 63–64 (imago, soldier, worker), fig. 2.**

TYPE DATA: Holotype: GIEC soldier. Paratypes: GIEC imagoes, soldiers, workers.

TYPE LOCALITY: China: Guangxi Province: Wuming County: Damingshan.

- Gao et al., 1992a: 39 • *Reticulitermes ancyleus*; checklist; distribution. China: Guangxi.
- Lin et al., 1994b: 3 • *Reticulitermes ancyleus*; checklist; distribution. China: Guangxi.
- Hua, 2000: 24 • *Reticulitermes ancyleus*; listed. China: Guangxi.
- Huang et al., 2000: 476–475, fig. 255 • *Reticulitermes (Reticulitermes) ancyleus*; soldier described and figured; key. China.

🌐 DISTRIBUTION: Oriental Region—China: Guangxi.

***Reticulitermes angustatus* He and Qiu, 1990**

***Reticulitermes angustatus* He and Qiu, 1990: 11–13, 22 (soldier), figs. 18–23.**

TYPE DATA: Holotype: SIES soldier. Paratypes: SIES soldiers, workers.

TYPE LOCALITY: China: Guizhou Province: Jiankou County.

- Huang et al., 2000: 348 • *Reticulitermes (Planifrontotermes) angustatus*; new combination.
- Zhu et al., 1993: 50 • *Heterotermes angustatus*; checklist; distribution; new combination. China.
- Hua, 2000: 24 • *Reticulitermes angustatus*; listed. China: Guizhou, Hubei, Sichuan.
- Huang et al., 2000: 348–349, fig. 158 • *Reticulitermes (Planifrontotermes) angustatus*; soldier described and figured; key. China.

🌐 DISTRIBUTION: Oriental Region—China: Guizhou, Hubei, Sichuan.

***Reticulitermes angusticephalus* Ping and Xu, 1983**

***Reticulitermes angusticephalus* Ping et al., 1983a: 115–116, 119 (imago, soldier), fig. 5.**

TYPE DATA: Holotype: GIEC I. No. T 5488 soldier, morphotype queen. Paratypes: GIEC soldiers, workers.

TYPE LOCALITY: China: Fujian Province: Sangang, Chong'an County [27°N, 118°E].

- Huang et al., 1989: 343–344, fig. 235 • *Reticulitermes (Frontotermes) angusticephalus*; imago, soldier described and figured; key. China: Fujian.
- Gao et al., 1992a: 39 • *Reticulitermes angusticephalus*; checklist; distribution. China: Fujian.
- Huang and Li, 1999: 288, 291–292, fig. 10.25 • *Reticulitermes (Frontotermes) angusticephalus*; key; imago, soldier described and figured; distribution. China: Fujian.

- Hua, 2000: 24 • *Reticulitermes angusticephalus*; listed. China: Fujian, Guangdong, Hubei.
- Huang et al., 2000: 417–419, fig. 213 • *Reticulitermes (Frontotermes) angusticephalus*; imago, soldier described and figured; key. China.
- Ahmad and Akhtar, 2002: 17 • *Reticulitermes angusticephalus*; catalog. China.

🌐 DISTRIBUTION: Oriental Region—China: Fujian, Guangdong, Hubei.

†*Reticulitermes antiquus* (Germar, 1813)

†*Hemerobites antiquus* Germar, 1813: 16–17 (imago).

TYPE DATA: Holotype: GPIUH No. 3484 imago.

TYPE LOCALITY: Russia: Samland Peninsula.

- Hagen, 1854: 222–225 • *Eutermes antiquus*; also as *Termes antiquus* and *Hemerobites antiquus*; listed.
- Hagen, 1855: 306–307 • *Termes antiquus*; also as *Hemerobius antiquus* and *Eutermes antiquus*; discussion.
- Giebel, 1856: 296–297, 419 • *Termes (Eutermes) antiquus*; imago described; name incorrectly attributed to Giebel in spite of reference to Germar.
- Pictet-Baraban and Hagen, 1856: 48, 54–55, pl. 5: fig. 6 • *Termes (Eutermes) antiquus*; discussion and placement in *Termes* (non *Hemerobius*); imago described and figured.
- Hagen, 1858c: 180–181, 204–205 • *Termes (Termes) antiquus*; imago described; synonymy; distribution. Prussian Amber.
- Hagen, 1858b: 24–25 • *Termes (Termes) antiquus*; imago described; synonymy; distribution. Prussian Amber.
- Hagen, 1861a: 167 • *Termes antiquus*; discussion.
- Hagen, 1862a: 59 • *Eutermes antiquus*; listed.
- Goldenberg, 1873: 8 • *Termes antiquus*; discussion.
- Malfatti, 1881: 97 • *Termes antiquus*; listed. Baltic Amber.
- Schlechtendal, 1888: 489–491 • *Hemerobites antiquus*; synonymy; imago described.
- Handlirsch, 1907: 699 • “(*Eutermes*)” *antiquus*; listed; synonymy.
- Rosen, 1913a: 331, pl. 30, fig. 22 • *Leucotermes (Reticulotermes [sic]) antiquus*; also as *Leucotermes antiquus*; remarks; imago figured; new combination.
- Snyder, 1925d: chart 1 • *Leucotermes (Reticulitermes) antiquus*; listed.
- Snyder, 1926g: 4 • *Reticulitermes antiquus*; listed; locality; new combination. Baltic Amber.
- Pongrácz, 1926: pl. 5 • *Eutermes antiquus*; phylogeny.
- Pongrácz, 1931: 106–107 • *Leucotermes antiquus*; phylogeny; paleontology.
- Statz, 1939: 33, table 4 • *Leucotermes antiquus*; discussion.
- Armbruster, 1941: 26 • *Leucotermes (Reticulitermes) antiquus*; discussion.
- Snyder, 1949a: 365 • *Reticulitermes antiquus*; catalog; reference list; synonymy. Baltic Amber: Eocene.
- Bachofen-Echt, 1949: 96 • *Leucotermes antiquus*; listed. Baltic Amber.
- André, 1951: 50 • *Leucotermes antiquus*; discussion.
- Weidner, 1955b: 56–58, 66–67, 69–71, pl. 2: figs. 6–8, pl. 3: fig. 10 • *Reticulitermes antiquus*; imago described and figured; synonymy; ecology.
- Weidner, 1968b: 18 • *Reticulitermes antiquus*; discussion.
- Emerson, 1971: 278–280 • *Reticulitermes antiquus*; imago described; synonymy; paleontology; distribution. Baltic Amber: Oligocene [now dated as Eocene].
- Weidner, 1971: 43 • *Reticulitermes antiquus*; discussion.
- Burnham, 1978: 89 • *Reticulitermes antiquus*; listed.
- Weidner, 1979: 93 • *Reticulitermes antiquus*; measurements; listed.
- Weidner and Riou, 1986: 357–358 • *Reticulitermes antiquus*; discussion.
- Spahr, 1992: 32, 33 • *Reticulitermes antiquus*; synonymy; amber fossil.

- Nel and Paicheler, 1993: 155 • *Reticulitermes antiquus*; type data; paleontology; distribution.
- Weitschat and Wichard, 1998: 110, pl. 35, figs. c, d • *Reticulitermes antiquus*; listed; imago figured. Baltic amber.
- Engel et al., 2007b: 14, fig. 9 • *Reticulitermes antiquus*; imago measurements; figured; remarks. Eocene, Baltic Amber.
- Engel et al., 2009: 23, 25, 26, figs. 3, 5 • *Reticulitermes antiquus*; character-state coding; phylogeny; geological time.

†*Termes fossile* Ouchakoff, 1838: 37–42 (worker), pl. 1 [It is possible that the specific name applied to this taxon is only the French vernacular name for a fossil termite and that the taxon was not formally named; this view is supported by the title of the paper, “Notice Sur Un Termes Fossile” not “Notice Sur Termes Fossile”; however, the plate is labeled “*Termes fossile*”].

TYPE DATA: Holotype (depository unknown): worker.

TYPE LOCALITY: Unknown.

- Ouchakoff, 1840: 204–207, pl. 1 • *Termes fossile*; description [same publication as 1838].
- Hagen, 1858c: 180–181 • *Termes fossile*; synonymized with *antiquus*.
- Handlirsch, 1907: 700 • *Termes fossile*; transferred to the genus *Maresa* as *M. fossilis* [sic] Ouchakoff).

†*Maresa plebeja* Giebel, 1856: 298 (imago), 419.

TYPE DATA: Holotype (depository unknown): imago.

TYPE LOCALITY: Unknown.

- Hagen, 1858c: 180–181 • *Maresa plebeja*; synonymized with *antiquus*.
- Handlirsch, 1907: 700 • *Maresa plebeja*; treated as a synonym of *fossile*.

†*Termes (Eutermes) moestus* Giebel, 1856: 297 (imago), 419, 497 [Giebel, 1856: 297 described this species initially under the name *obscurus*, which he corrects to *moestus* in his appendix to the paper (p. 497). In any case, *Termes obscurus* Giebel (1856) is a junior primary homonym of *Termes (Eutermes) obscurus* Heer, 1849, *Termes obscurus* Walker, 1853, and *Termes obscurus* Pictet, 1854].

TYPE DATA: Holotype: GPIUH imago [type depository unconfirmed].

TYPE LOCALITY: Unknown.

- Handlirsch, 1907: 699 • *Termes moestus*; synonymized with *antiquus*.
- Snyder, 1949a: 365 • *Termes moestus*; again synonymized with *antiquus*.

†*Termes gracilis* Pictet-Baraban and Hagen, 1856: 54–55 (imago), pl. 5: fig. 6 [name introduced as synonym of *antiquus* but made available by Handlirsch, 1908, who used it as the name of a valid taxon separate from *antiquus* (see ICZN, 1999, art. 11.6.1); it is possible that the name should be credited to Hagen rather than Pictet, as Hagen is most likely the one who wrote the description and introduced the name].

TYPE DATA: Holotype (depository unknown): imago.

TYPE LOCALITY: Unknown.

- Pictet, 1854: 370 • *Termes gracilis*; nomen nudum; listed.
- Pongrácz, 1926: 25, pl. 4: fig. a, pl. 5 • *Eutermes gracilis*; discussion; imago wing figured; phylogeny; as a synonym of *antiquus*.
- Pongrácz, 1931: 106–107 • *Termes gracilis*; as a synonym of *antiquus*.
- Snyder, 1949a: 365 • *Termes gracilis*; synonymized with *antiquus*.

†*Termes giebeli* Handlirsch, 1907: 700 [new species name for a misidentification of *Termes antiquus* Germar, 1813].

TYPE DATA: Holotype (depository unknown): imago.

TYPE LOCALITY: Baltic Amber.

— Snyder, 1949a: 365 • *Termes giebeli*; synonymized with *antiquus*.

🌐 DISTRIBUTION: Palaearctic Region—Russia.

✳️ FOSSIL RECORD: Cenozoic–Palaeogene: Eocene.

***Reticulitermes arenincola* Goellner, 1931**

***Reticulitermes arenincola* Goellner, 1931: 227, 229–234 (imago), figs. 1–4, 6 [also spelled “*arenicola*”].**

TYPE DATA: Syntypes: AMNH imagoes, soldiers, workers, ZMH imago, soldier, worker, FRI imagoes, soldiers, workers, nymph.

TYPE LOCALITY: USA: Indiana: Pine, W of Gary.

- Dobson, 1918: 99 • *Reticulitermes lucifugus* [misidentification]; biology; swarming. USA: Massachusetts: Boston.
- Banks and Snyder, 1920: 43, 53, 174–176 • *Reticulitermes lucifugus* [misidentification]; characters; key [Banks]; biology; locality [Snyder]. USA: Massachusetts [exclude European records].
- Emerson, 1933a: 128 • *Reticulitermes arenincola*; behavior; number of kings and queens (primary and secondary) in one nest.
- Hare, 1934: 267–293 • *Reticulitermes arenincola*; caste determination and differentiation.
- Light, 1934d: 131 • *Reticulitermes arenincola*; distribution. USA: Indiana, Michigan; *Reticulitermes lucifugus* [misidentification] distribution. USA: Massachusetts.
- Snyder, 1934c: 194, 195 • *Reticulitermes arenincola*; swarming; distribution; *Reticulitermes lucifugus* [misidentification] swarming.
- Browman, 1935: 124, fig. 12 • *Reticulitermes arenincola*; female genitalia described and figured.
- Emerson, 1936: 411 • *Reticulitermes lucifugus* [misidentification]; locality.
- Wheeler, 1936: 193 • *Reticulitermes lucifugus* [misidentification]; ant ecological relationships.
- Hare, 1937: 467, pl. 8: fig. 16 • *Reticulitermes arenincola*; imago/worker, soldier mandibles measurements and figures.
- Snyder, 1949a: 71 • *Reticulitermes arenincola*; catalog; reference list. USA: Indiana, Massachusetts, Michigan.
- Strickland, 1950: 373–385 • *Reticulitermes arenincola*; water tolerance.
- Lash, 1952: 3, 5 • *Reticulitermes arenincola*; characters.
- Mathur and Thapa, 1962a: 27 • *Reticulitermes arenincola*; collection catalog. USA.
- Collins and Richards, 1963: 600–604 • *Reticulitermes arenincola*; ecology.
- Weesner, 1965: 40, 41, 42, 43 • *Reticulitermes arenincola*; key; characters; distribution.
- Weidner, 1966a: 223 • *Reticulitermes arenicola* [sic]; types listed.
- Gay, 1967: 12, 27 • *Reticulitermes arenincola*; distribution; introduced into USA: Massachusetts.
- Weesner, 1970: 504 • *Reticulitermes arenincola*; biology.
- Nishimoto, 1973: 16 • *Reticulitermes arenincola*; distribution and introductions.
- Araujo, 1977c: 26, 27 • *Reticulitermes arenincola*; catalog. USA: Indiana, Massachusetts, Michigan.
- Liang et al., 1979: 169–190 • *Reticulitermes arenincola*; abdominal sternal gland segment morphology.
- Vickery, 1985: 71, 74 • *Reticulitermes arenincola*; key; characters; biology; distribution.
- Nutting, 1990a: 1027, 1030 • *Reticulitermes arenincola*; key; distribution.

- Poole and Gentili, 1997: 494 • *Reticulitermes arenincola*; distribution. North America.
- Constantino, 1998b: 158 • *Reticulitermes arenincola*; catalog. USA: Indiana, Massachusetts, Michigan.
- Austin et al., 2004a: 548–555 • *Reticulitermes arenincola* [sic]; COII sequences; phylogeny.
- Ye et al., 2004: 815–822 • *Reticulitermes arenincola*; COII, 16S rRNA, 12S rRNA sequences; phylogeny.
- Park et al., 2006: 89–103 • *Reticulitermes arenincola*; COII, COIII sequences; genetic distance; distribution.
- Wang (C.) et al., 2009: 1029–1036 • *Reticulitermes arenincola*; 16S rRNA sequences; identification. USA: Indiana.

🌐 DISTRIBUTION: Nearctic Region—USA: Indiana, Massachusetts, Michigan, Tennessee.

***Reticulitermes assamensis* Gardner, 1945**

***Reticulitermes assamensis* Gardner, 1945: 105–106 (soldier, pseudoworker).**

TYPE DATA: Lectotype: FRI No. J.C.M.G. 1750 soldier. Paralectotypes: FRI soldiers, pseudoworkers, AMNH soldier, pseudoworker.

LECTOTYPE DESIGNATION: Thakur, 1977: 193.

TYPE LOCALITY: India: Assam: Sadiya.

- Snyder, 1949a: 71 • *Reticulitermes assamensis*; catalog; listed as a synonym of *R. chinensis*. India.
- Lal and Menon, 1953: 31 • *Reticulitermes assamensis*; catalog; reference list. India.
- Roonwal and Pant, 1953: 48 • *Reticulitermes assamensis*; collection catalog. India.
- Roonwal and Chhotani, 1962a: 287, 288, 289, 295, 301, 390, fig. 5 • *Reticulitermes chinensis*; soldier described and figured; synonymy; *assamensis* cited as a synonym; distribution. India; China.
- Mathur and Thapa, 1962a: 27 • *Reticulitermes chinensis*; collection catalog. China; India.
- Roonwal and Chhotani, 1965a: 22, 26 • *Reticulitermes chinensis*; *assamensis* cited as a synonym; distribution. China; India.
- Roonwal, 1970c: 334 • *Reticulitermes chinensis*; *assamensis* listed as a synonym; biology; distribution.
- Sen-Sarma et al., 1975: 64 • *Reticulitermes assamensis*; list. India.
- Thakur, 1977: 191–194 • *Reticulitermes assamensis*; sp. rev.; synonymy; key; imago, soldier described and figured. India: Assam.
- Roonwal and Chhotani, 1977: 46–48, 80, fig. 3 • *Reticulitermes assamensis*; imago (previously undescribed), soldier described and figured. Bhutan; India: Assam, Meghalaya, West Bengal.
- Tsai et al., 1977: 465, 466–467 • *Reticulitermes (Frontotermes) assamensis*; key; measurements. China.
- Roonwal, 1978a: 102, 104 • *Reticulitermes assamensis*; biology; distribution.
- Chhotani and Bose, 1979b: 19–20 • *Reticulitermes assamensis*; nesting behavior and nests. India.
- Roonwal, 1981: 471, figs. I–J • *Reticulitermes assamensis*; wing microsculpturing.
- Tsai and Huang, 1981a: 114, pl. 1: figs. 8–12 • *Reticulitermes assamensis*; soldier described and figured; distribution. China: Xizang [Tibet].
- Chhotani and Das, 1983: 315–317, 327, 329, fig. 1 • *Reticulitermes assamensis*; soldier figured; distribution; key. Bhutan; India.
- Maiti, 1983: 16, 22, 47–48, fig. 11 • *Reticulitermes assamensis*; key; synonymy; imago, soldier described and figured; biology; distribution. Bhutan; India.
- Chhotani, 1984: 118 • *Reticulitermes assamensis*; listed; castes known; distribution. Bhutan; India.
- Chhotani and Bose, 1985: 57 • *Reticulitermes assamensis*; distribution; synonymy. India.
- Gao and Lam, 1986: 82 • *Reticulitermes assamensis*; checklist; distribution. China.
- Huang and Han, 1987: 47 • *Reticulitermes assamensis*; distribution. China: Xizang [Tibet].

- Huang and Han, 1988a: 38–39 • *Reticulitermes assamensis*; soldier described; distribution. China: Xizang [Tibet].
- Huang and Han, 1988b: 60–61 • *Reticulitermes assamensis*; imago described; distribution. China: Xizang [Tibet].
- Huang et al., 1989: 338–339, fig. 230 • *Reticulitermes (Frontotermes) assamensis*; soldier described and figured; key; reference list. China.
- Roonwal and Chhotani, 1989: 498–501, figs. 258–259 • *Reticulitermes assamensis*; imago, soldier, pseudoworker described and figured; synonymy; key. Bhutan; China; India.
- Gao et al., 1992a: 39 • *Reticulitermes assamensis*; checklist; distribution. China: Xizang [Tibet].
- Maiti and Saha, 1993: 512 • *Reticulitermes assamensis*; listed; distribution. India.
- Maiti et al., 1995: 435–436 • *Reticulitermes assamensis*; key; synonymy; soldier measurements; distribution. Bhutan; China; India: Sikkim.
- Bose, 1999: 29–30, 47–48, fig. 12 • *Reticulitermes assamensis*; key; synonymy; measurements; imago and soldier figured; distribution. Bhutan; India.
- Hua, 2000: 24 • *Reticulitermes assamensis*; listed. China: Hunan, Xizang [Tibet]; Yunnan; India.
- Huang et al., 2000: 419–421, fig. 214 • *Reticulitermes (Frontotermes) assamensis*; soldier described and figured; key; reference list. China.
- Ahmad and Akhtar, 2002: 17 • *Reticulitermes assamensis*; catalog. India.
- Maiti et al., 2003: 241 • *Reticulitermes assamensis*; synonymy; soldier measurements; biology; distribution. Bhutan; China; India.
- Maiti et al., 2004: 155 • *Reticulitermes assamensis*; synonymy; soldier measurements; biology; distribution. Bhutan; China; India.
- Maiti et al., 2007: 243 • *Reticulitermes assamensis*; synonymy; distribution. Bhutan; India: Assam, Arunachal Pradesh, Manipur, Meghalaya, Mizoram, Sikkim, West Bengal.

🌐 DISTRIBUTION: Oriental Region—Bhutan; China: Hunan, Yunnan; India: Arunachal Pradesh, Assam, Manipur, Meghalaya, Mizoram, Sikkim, West Bengal. ♦ Palaeartic Region—China: Xizang [Tibet]

Reticulitermes aurantius Ping and Xu, 1987

Reticulitermes aurantius Ping et al., 1987b: 119–120, 124 (soldier), fig. 2.

TYPE DATA: Holotype: GIEC soldier. Paratypes: GIEC I. No. T 5220 soldiers, workers, GIF soldiers, workers.

TYPE LOCALITY: China: Guizhou Province: Danzhai County [26°N, 107°E].

- Huang et al., 1989: 337–338, fig. 229 • *Reticulitermes aurantius*; soldier described and figured; key. China: Guizhou.
- Gao et al., 1992a: 39 • *Reticulitermes aurantius*; checklist; distribution. China: Guizhou.
- Zhu et al., 1993: 47 • *Reticulitermes aurantius*; checklist; distribution. China.
- Hua, 2000: 24 • *Reticulitermes aurantius*; listed. China: Guizhou, Sichuan.
- Huang et al., 2000: 421–422, fig. 215 • *Reticulitermes (Frontotermes) aurantius*; soldier described and figured; key. China.
- Ahmad and Akhtar, 2002: 17 • *Reticulitermes aurantius*; catalog. China.

🌐 DISTRIBUTION: Oriental Region—China: Guizhou, Sichuan.

Reticulitermes balkanensis Clément, 1984

Reticulitermes lucifugus balkanensis Clément, 1984: 285 (allozymes).

TYPE DATA: Syntypes: MNHP imagoes, soldiers, workers [no specimen designated as “type”; specimens not likely extant; neotype designation required].

TYPE LOCALITY: Yugoslavia and Greece [location unspecified].

- Clément et al., 2001: 202–215, fig. 1 • *Reticulitermes balkanensis*; imago, worker characters; imago figured; systematic position; allozymes; mtDNA analysis; distribution; *stat. nov.* Albania; Greece.
- Austin et al., 2002: 753–760 • *Reticulitermes balkanensis*; COII DNA sequences; phylogeny.
- Quintana et al., 2003: 639–652 • *Reticulitermes balkanensis*; defensive secretions; terpenes; biochemistry; distribution.
- Austin et al., 2004a: 548–555 • *Reticulitermes balkanensis*; COII sequences; phylogeny.
- Luchetti et al., 2004: 117–122 • *Reticulitermes balkanensis*; COII and 16S rRNA sequences; phylogeny.
- Uva et al., 2004b: 344–353 • *Reticulitermes balkanensis*; ITS2 nuclear and 16S rRNA-ND1 sequences; phylogeny.
- Luchetti et al., 2005a: 149–153 • *Reticulitermes balkanensis*; mtDNA analysis; genetic variation; maximum parsimony.
- Luchetti et al., 2005b: 218–221 • *Reticulitermes balkanensis*; COII sequences; distribution.
- Austin et al., 2006a: 873–890 • *Reticulitermes balkanensis*; 16S rRNA, DNA sequences; genetic variation; distribution.
- Luchetti et al., 2006: 123–132 • *Reticulitermes balkanensis*; satellite DNA; sequence analysis.
- Velonà et al., 2010: 1051–1058 • *Reticulitermes balkanensis*; COII and 16S sequences; inter-SINE loci; phylogeny.

🌐 DISTRIBUTION: Palaearctic Region—Albania; Greece; Yugoslavia.

***Reticulitermes banyulensis* Clément, 1977**

***Reticulitermes lucifugus banyulensis* Clément, 1977c: 170, 177, 180, 184 (imago) [cited as ssp. nov. in 1978a, but as characters differentiating it from other subspecies were given by Clément in 1977c, the name becomes available in 1977 (ICZN, 1999, art. 13.1)].**

TYPE DATA: Syntypes: UPLE imagoes [no specimen designated as “type”; specimens not likely extant; neotype designation required].

TYPE LOCALITY: France [location unspecified; probably Roussillon].

- Clément, 1977a: 297 • *Reticulitermes lucifugus banyulensis*; nomen nudum.
- Clément, 1978b: 351–354 • *Reticulitermes lucifugus banyulensis*; interspecific aggressive behavior.
- Clément, 1978a: 132, 137, 138, figs. 1b, 2b, 3e • *Reticulitermes lucifugus banyulensis*; imago, worker described and figured; distribution [incorrectly cited as “ssp. nov.”; see Clément 1977c: 170, 177].
- Clément, 1979b: 65–87 • *Reticulitermes banyulensis*; biometric analysis; distribution; *stat. nov.*
- Clément, 1981c: 49–61 • *Reticulitermes lucifugus banyulensis*; biology; allozyme analysis; distribution.
- Parton et al., 1981: 193–209 • *Reticulitermes lucifugus banyulensis*; frontal gland secretion; biochemistry; distribution. France: Roussillon.
- Clément, 1982a: 635–638 • *Reticulitermes lucifugus banyulensis*; interspecific aggressive behavior.
- Clément, 1982c: 145–158 • *Reticulitermes lucifugus banyulensis*; biology; pheromones; behavior; distribution.
- Clément, 1982b: 55–68 • *Reticulitermes lucifugus banyulensis*; pheromones; distribution.
- Clément et al., 1982: 397–410 • *Reticulitermes lucifugus banyulensis*; biometric analysis; distribution.
- Clément, 1984: 283–285 • *Reticulitermes lucifugus banyulensis*; allozyme analysis; distribution.
- Clément et al., 1985: 123–131 • *Reticulitermes lucifugus banyulensis*; chemosystematics; defensive compounds; cuticular hydrocarbons.
- Prestwich, 1985b: 446 • *Reticulitermes lucifugus banyulensis*; sex attractants.
- Clément, 1986: 311–323 • *Reticulitermes lucifugus banyulensis*; ecology; biology; allozymes; behavior; distribution.

- Clément, 1987: 339–340 • *Reticulitermes lucifugus banyulensis*; ecology; biology; allozymes; behavior; distribution.
- Bagnères et al., 1988: 34–41 • *Reticulitermes lucifugus banyulensis*; cuticular hydrocarbons.
- Clément et al., 1988: 165–174 • *Reticulitermes lucifugus banyulensis*; ecology; allomones; pheromones; kairomones; distribution.
- Jones et al., 1988: 107 • *Reticulitermes banyulensis*; biology; distribution.
- Bagnères et al., 1991: 2397–2420 • *Reticulitermes lucifugus banyulensis*; hydrocarbon characters; behavior.
- Vieau, 1999: 151–158 • *Reticulitermes lucifugus banyulensis*; characters; spatial distribution; reproductive cycles; neotenic.
- Clément et al., 2001: 202–215, fig. 1 • *Reticulitermes banyulensis*; imago, worker characters; imago figured; systematic position; allozymes; biochemistry, mtDNA analysis; distribution. France; Spain.
- Austin et al., 2002: 753–760 • *Reticulitermes banyulensis*; COII DNA sequences; phylogeny.
- Reinhard and Clément, 2002: 95–107 • *Reticulitermes banyulensis*; alarm; defense; castes; polyethism.
- Quintana et al., 2003: 639–652 • *Reticulitermes banyulensis*; defensive secretions; terpenes; biochemistry; distribution.
- Reinhard et al., 2003: 675–691 • *Reticulitermes banyulensis*; alarm; pheromones; biochemistry.
- Austin et al., 2004a: 548–555 • *Reticulitermes banyulensis*; COII sequences; phylogeny.
- Kutnik et al., 2004: 3099–3113 • *Reticulitermes banyulensis*; phylogeny; nuclear ITS2, mitochondrial COII, tRNA-Leu, NADH, 16S rRNA sequences; biogeography; cuticular hydrocarbons.
- Luchetti et al., 2004: 117–122 • *Reticulitermes lucifugus banyulensis*; COII, 16S rRNA sequences; phylogeny; subspecies rank suggested.
- Uva et al., 2004b: 344–353 • *Reticulitermes banyulensis*; ITS2 nuclear, 16S rRNA-ND1 sequences; phylogeny.
- Dhennin, 2005: 391–397 • *Reticulitermes banyulensis*; characters; cuticular hydrocarbons; DNA; phylogeny.
- Luchetti et al., 2005a: 149–153 • *Reticulitermes lucifugus banyulensis*; mtDNA analysis; genetic variation; maximum parsimony.
- Luchetti et al., 2005b: 218–221 • *Reticulitermes lucifugus banyulensis*; COII sequences; distribution.
- Mantovani et al., 2005: 153–170 • *Reticulitermes lucifugus banyulensis*; satellites; mtDNA analysis; cladogram.
- Austin et al., 2006a: 873–890 • *Reticulitermes banyulensis*; 16S rRNA, DNA sequences; genetic variation; distribution.
- Luchetti et al., 2006: 123–132 • *Reticulitermes lucifugus banyulensis*; satellite DNA sequence analysis.
- Velonà et al., 2010: 1051–1058 • *Reticulitermes banyulensis*; COII and 16S sequences; inter-SINE loci; phylogeny.

🌐 DISTRIBUTION: Palaearctic Region—France; Spain.

***Reticulitermes bicristatus* He and Qiu, 1990**

***Reticulitermes bicristatus* He and Qiu, 1990: 10–11, 22 (soldier), figs. 12–17.**

TYPE DATA: Holotype: SIES soldier. Paratypes: SIES soldiers, workers.

TYPE LOCALITY: China: Guizhou Province [no specific locality cited].

- Zhu et al., 1993: 50 • *Heterotermes bicristatus*; checklist; distribution; new combination. China.
- Hua, 2000: 24 • *Reticulitermes bicristatus*; listed. China: Guizhou, Sichuan.
- Huang et al., 2000: 350–351 • *Reticulitermes (Planifrontotermes) bicristatus*; soldier described and figured; key. China.

🌐 DISTRIBUTION: Oriental Region—China: Guizhou.

Reticulitermes bitumulus Ping and Xu, 1987***Reticulitermes bitumulus*** Ping et al., 1987b: 120–121, 124 (soldier), fig. 3.

TYPE DATA: Holotype: GIEC soldier. Paratypes: GIEC I. No. E 6677 soldiers, workers, GIF soldiers, workers.

TYPE LOCALITY: China: Guizhou Province: Liping County [26°N, 109°E].

- Huang et al., 1989: 352–353, fig. 242 • *Reticulitermes bitumulus*; soldier described and figured; key. China: Guizhou.
- Gao et al., 1992a: 39 • *Reticulitermes bitumulus*; checklist; distribution. China: Guizhou.
- Jiang et al., 1993: 13 • *Reticulitermes bitumulus*; checklist; distribution. China: Guangxi.
- Zhu et al., 1993: 48 • *Reticulitermes bitumulus*; checklist; distribution. China.
- Lin et al., 1994b: 3 • *Reticulitermes bitumulus*; checklist; distribution. China: Guangxi.
- Gu et al., 1995: 648 • *Reticulitermes bitumulus*; checklist. China: Hainan.
- Huang and Han, 1997: 105, fig. 2 • *Reticulitermes bitumulus*; soldier described and figured. China.
- Hua, 2000: 24 • *Reticulitermes bitumulus*; listed. China: Guangdong, Guangxi, Guizhou, Hubei, Sichuan.
- Huang et al., 2000: 422–423, fig. 216 • *Reticulitermes (Frontotermes) bitumulus*; soldier described and figured; key. China.
- Ahmad and Akhtar, 2002: 17 • *Reticulitermes bitumulus*; catalog. China.

🌐 DISTRIBUTION: Oriental Region—China: Guangdong, Guangxi, Guizhou, Hubei, Sichuan.

Reticulitermes brachygnathus Li, Ping, and Ji, 1982***Reticulitermes (Planifrontotermes) brachygnathus*** Li et al., 1982: 101–103 (soldier), figs. 1–7.

TYPE DATA: Holotype: GIEC soldier. Paratypes: GIEC soldiers, workers.

TYPE LOCALITY: China: Sichuan Province: Cangxi County: Baihe Mountain [31°N, 106°E].

- Huang et al., 1989: 382–383, fig. 271 • *Heterotermes brachygnathus*; soldier described and figured; key; new combination. China: Sichuan.
- Gao et al., 1992a: 39 • *Reticulitermes brachygnathus*; checklist; distribution. China: Hubei, Sichuan.
- Hua, 2000: 24 • *Reticulitermes brachygnathus*; listed. China: Hubei, Sichuan.
- Huang et al., 2000: 351–352, fig. 160 • *Reticulitermes (Planifrontotermes) brachygnathus*; soldier described and figured; key. China.
- Ahmad and Akhtar, 2002: 15 • *Heterotermes brachygnathus*; catalog; new combination. China.

🌐 DISTRIBUTION: Oriental Region—China: Hubei, Sichuan.

Reticulitermes brevicurvatus Ping and Xu, 1983***Reticulitermes brevicurvatus*** Ping et al., 1983b: 154–155, 156–157 (soldier), fig. 4.

TYPE DATA: Holotype: GIEC I. No. E 5273 soldier. Paratypes: GIEC soldiers.

TYPE LOCALITY: China: Guizhou Province: Leishan County [26°N, 108°E].

- Gao and Lam, 1986: 82 • *Reticulitermes brevicurvatus*; checklist; distribution. China.
- Ping et al., 1987b: 117, 123 • *Reticulitermes brevicurvatus*; key. China: Guizhou.
- Huang et al., 1989: 318–319, fig. 209 • *Reticulitermes (Frontotermes) brevicurvatus*; soldier described and figured; key. China: Guizhou.
- Gao et al., 1992a: 39 • *Reticulitermes brevicurvatus*; checklist; distribution. China: Yunnan.
- Zhu et al., 1993: 46 • *Reticulitermes brevicurvatus*; checklist; distribution. China.
- Hua, 2000: 24 • *Reticulitermes brevicurvatus*; listed. China: Guizhou.

- Huang et al., 2000: 477–478, fig. 256 • *Reticulitermes (Reticulitermes) brevicurvatus*; soldier described and figured; key. China.
- Ahmad and Akhtar, 2002: 17 • *Reticulitermes brevicurvatus*; catalog. China.

🌐 DISTRIBUTION: Oriental Region—China: Guizhou, Yunnan.

Reticulitermes cancrifemuris Zhu, 1984

Reticulitermes cancrifemuris Zhu, 1984: 107–108, 110 (soldier), fig. 1.

TYPE DATA: Holotype: GIEC 6902 soldier. Paratypes: GIEC soldiers, workers.

TYPE LOCALITY: China: Guangdong: Lianshan forestry farm.

- Huang et al., 1989: 353–354, fig. 244 • *Reticulitermes (Frontotermes) cancrifemuris*; soldier described and figured; key. China: Guangdong.
- Gao et al., 1992a: 39 • *Reticulitermes cancrifemuris*; checklist; distribution. China: Guangdong.
- Hua, 2000: 24 • *Reticulitermes cancrifemuris*; listed. China: Guangdong.
- Huang et al., 2000: 423–424, fig. 217 • *Reticulitermes (Frontotermes) cancrifemuris*; soldier described and figured; key. China.
- Ahmad and Akhtar, 2002: 17 • *Reticulitermes cancrifemuris*; catalog. China.

🌐 DISTRIBUTION: Oriental Region—China: Guangdong.

Reticulitermes castanus Ping, 1986

Reticulitermes castanus Ping, 1986: 62–63 (imago, soldier, worker), fig. 1.

TYPE DATA: Holotype: GIEC soldier. Paratypes: GIEC imagoes, soldiers, workers, GIEC imagoes, soldiers, workers [three series from non-type localities].

TYPE LOCALITY: China: Guangxi Province: Wuming County: Damingshan.

- Gao et al., 1992a: 39 • *Reticulitermes castanus*; checklist; distribution. China: Guangxi.
- Jiang et al., 1993: 13 • *Reticulitermes castanus*; checklist; distribution. China: Guangxi.
- Lin et al., 1994b: 3 • *Reticulitermes castanus*; checklist; distribution. China: Guangxi.
- Hua, 2000: 24 • *Reticulitermes castanus*; listed. China: Guangxi.
- Huang et al., 2000: 424–426, fig. 218 • *Reticulitermes (Frontotermes) castanus*; imago, soldier described and figured; key. China.

🌐 DISTRIBUTION: Oriental Region—China: Guangxi.

Reticulitermes chayuensis Tsai and Huang, 1975

Reticulitermes chayuensis Tsai and Huang, 1975: 217–219 (soldier), figs. 1–8.

TYPE DATA: Holotype: NAP soldier. Paratypes: NAP soldiers.

TYPE LOCALITY: China: Southeast Xizang [Tibet]: Chayu.

- Tsai et al., 1977: 466 • *Reticulitermes (Planifrontotermes) chayuensis*; key.
- Tsai and Huang, 1981a: 113–114, pl. 1: figs. 1–7 • *Reticulitermes chayuensis*; soldier described and figured; distribution. China: Xizang [Tibet].
- Gao and Lam, 1986: 82 • *Reticulitermes chayuensis*; checklist; distribution. China.
- Huang and Han, 1987: 47 • *Reticulitermes chayuensis*; distribution. China: Xizang [Tibet].
- Huang and Han, 1988a: 39 • *Reticulitermes chayuensis*; distribution. China: Xizang [Tibet].
- Huang and Han, 1988b: 61 • *Reticulitermes chayuensis*; distribution. China: Xizang [Tibet].
- Huang et al., 1989: 359–360, fig. 250 • *Reticulitermes (Planifrontotermes) chayuensis*; soldier described and figured; key. China: Tibet.

- Gao et al., 1992a: 39 • *Reticulitermes chayensis* [sic]; checklist; distribution. China: Xizang [Tibet] [Tsai and Chen incorrectly cited as authors].
- Hua, 2000: 24 • *Reticulitermes chayensis*; listed. China: Xizang [Tibet].
- Huang et al., 2000: 479–480, fig. 257 • *Reticulitermes (Reticulitermes) chayensis*; soldier described and figured; key. China.
- Ahmad and Akhtar, 2002: 17 • *Reticulitermes chayensis*; catalog. China.

🌐 DISTRIBUTION: Palaearctic Region—China: Xizang [Tibet].

***Reticulitermes chinensis* Snyder, 1923**


***Reticulitermes chinensis* Snyder, 1923a: 107–109 (imago, soldier, pseudoworker), fig. 1.**

TYPE DATA: Holotype: USNM No. 26043 imago. Paratypes: USNM imagoes, soldiers, pseudoworkers, AMNH imagoes, soldiers, pseudoworkers, FRI imagoes, soldier (head), worker.

TYPE LOCALITY: China: Sichuan Province: Suifu.

- Snyder, 1926g: 4 • *Reticulitermes chinensis*; distribution. China.
- Light, 1931a: 589, 590, 592 • *Reticulitermes chinensis*; key; measurements; locality. China: Fukien.
- Snyder, 1931a: 549 • *Leucotermes (Reticulitermes) chinensis*; locality; new combination. China.
- March, 1933: 158, 162 • *Reticulitermes chinensis*; characters; locality. China.
- Wu, 1935: 218 • *Reticulitermes chinensis*; catalog; reference list. China.
- Snyder, 1949a: 71 • *Reticulitermes chinensis*; catalog; reference list. China [Indian records = *assamensis*].
- Lash, 1952: 3, 5 • *Reticulitermes chinensis*; listed.
- Tu, 1955a: 31, 36, 37 • *Reticulitermes chinensis*; catalog; distribution. China.
- Harris, 1961a: 156 • *Reticulitermes chinensis*; damage; distribution.
- Roonwal and Chhotani, 1962a: 287, 288, 289, 295, 301, 390, fig. 5 • *Reticulitermes chinensis*; listed; key; distribution; soldier figured.
- Kapur, 1962: 105–106 • *Reticulitermes chinensis*; biology. India.
- Harris, 1963a: 5 • *Reticulitermes chinensis*; listed.
- Tsai and Chen, 1964b: 58–60, figs. 17, 18 • *Reticulitermes chinensis*; imago, soldier described and figured; key. China.
- Tsai and Chen, 1964a: 27, 34 • *Reticulitermes chinensis*; distribution.
- Yu and Ping, 1964a: 11, 20 • *Reticulitermes chinensis*; distribution.
- Roonwal and Chhotani, 1965a: 26 • *Reticulitermes chinensis*; listed.
- Harris, 1968d: 144 • *Reticulitermes chinensis*; locality. Vietnam.
- Harris, 1970b: 311 • *Reticulitermes chinensis*; distribution. China.
- Sen-Sarma, 1974: 453 • *Reticulitermes chinensis*; ecology and biogeography. China; India.
- Morimoto, 1975c: 53 • *Reticulitermes chinensis*; key; distribution; *Reticulitermes chinensis chinensis*; key; distribution.
- Tsai et al., 1977: 466, 468 • *Reticulitermes (Planifrontotermes) chinensis*; key; measurements; *labralis* cited as a synonym. China.
- Li, 1979: 65 • *Reticulitermes chinensis*; listed. China: Zhejiang.
- Gao et al., 1982d: 299 • *Reticulitermes (Planifrontotermes) chinensis*; listed.
- Gao et al., 1982b: 138 • *Reticulitermes (Planifrontotermes) chinensis*; distribution. China: Jiangsu.
- Gong et al., 1982: 282 • *Reticulitermes chinensis*; distribution. China: Sichuan.
- Chhotani and Das, 1983: 315–316, 318–323, 327, 329, figs. 2, 3 • *Reticulitermes chinensis chinensis*; imago, soldier, worker described and figured; distribution; key. China; India.
- Chhotani, 1984: 118 • *Reticulitermes chinensis chinensis*; listed; castes known; distribution. China; India.
- Wang and Li, 1984: 67 • *Reticulitermes chinensis*; listed.
- Gao and Lam, 1986: 82 • *Reticulitermes chinensis*; checklist; distribution. China.

- Huang et al., 1986b: 215 • *Reticulitermes chinensis*; distribution. China: Shaanxi.
- Roonwal and Chhotani, 1989: 501–505, figs. 260–261 • *Reticulitermes chinensis*; imago, soldier, pseudoworker described and figured; synonymy; key. China; India.
- Pan et al., 1990: 200–206 • *Reticulitermes chinensis*; colony development.
- Tang and Liu, 1990: 43–48 • *Reticulitermes chinensis*; replacement reproductives.
- Zhu (H.-Q.) et al., 1990: 314–318 • *Reticulitermes chinensis*; sternal gland.
- Li, 1991: 29, 30 • *Reticulitermes chinensis*; biology; population.
- Chen and Xu, 1992: 10, 12 • *Reticulitermes chinensis*; checklist; distribution. China: Anhui Province.
- Gao and Chen, 1992a: 2 • *Reticulitermes chinensis*; locality. China.
- Gao et al., 1992a: 39 • *Reticulitermes chinensis*; checklist; distribution. China: Anhui, Beijing, Gansu, Henan, Hubei, Jiangxi, Shaanxi, Shandong, Sichuan.
- Peng and Yin, 1992: 32–33, fig. 93 • *Reticulitermes (Planifrontotermes) chinensis*; soldier described and figured. China: Yunnan.
- Tho, 1992: 204 • *Reticulitermes chinensis*; listed.
- Zhang, 1993: 267 • *Reticulitermes chinensis*; listed; locality. China.
- Lin et al., 1994b: 3 • *Reticulitermes (Planifrontotermes) chinensis*; checklist; distribution; *labralis* cited as synonym. China: Guangxi.
- Liu and Tang, 1994: 38–43 • *Reticuliterme [sic] chinensis*; neotenic; colony development.
- Zhang et al., 1994b: 86 • *Reticulitermes chinensis*; wing microsculpturing.
- Zhang et al., 1994d: 115 • *Reticulitermes chinensis*; wing microsculpturing.
- Zhang et al., 1994e: 300–302 • *Reticulitermes chinensis*; gut morphology.
- Cai and Lin, 1995: 56 • *Reticulitermes chinensis*; checklist; distribution. China.
- Huang and Han, 1997: 106–108, fig. 4 • *Reticulitermes chinensis*; soldier described and figured. China.
- Bose, 1999: 30, 49, 143, fig. 13 • *Reticulitermes chinensis*; key; synonymy; measurements; soldier figured; distribution. China; India.
- Huang and Li, 1999: 289, 302, fig. 10.41 • *Reticulitermes chinensis*; key; soldier described and figured; distribution. China: Fujian.
- Hua, 2000: 24 • *Reticulitermes chinensis*; listed; synonymy; *labralis* cited as synonym. China: Anhui, Fujian, Gansu, Guangdong, Guangxi, Hebei, Henan, Hubei, Hunan, Jiangsu, Jiangxi, Shaanxi, Shandong, Sichuan, Yunnan.
- Huang et al., 2000: 352–353, fig. 161 • *Reticulitermes (Planifrontotermes) chinensis*; soldier described and figured; key. China.
- Xing et al., 2001: 53–58 • *Reticulitermes chinensis*; COII sequences; phylogeny.
- Ahmad and Akhtar, 2002: 17 • *Reticulitermes chinensis*; catalog. China; India.
- Austin et al., 2002: 753–760 • *Reticulitermes chinensis*; COII DNA sequences; phylogeny.
- Liu et al., 2002b: 487–493 • *Reticulitermes chinensis*; caste development; differentiation.
- Liu et al., 2002a: 346–351 • *Reticulitermes chinensis*; mating flight; development; inhibition.
- Zhong and Liu, 2002: 28, table 1 • *Reticulitermes chinensis*; damage; distribution. China.
- Austin et al., 2004a: 548–555 • *Reticulitermes chinensis*; COII sequences; phylogeny.
- Park et al., 2006: 89–103 • *Reticulitermes chinensis*; COII, COIII sequences; genetic distance; distribution.
- Vu et al., 2007: 85–94 • *Reticulitermes chinensis*; ecology; distribution. Vietnam.
- Long et al., 2009: 411–430 • *Reticulitermes chinensis*; ISSR, COII sequences; genetic diversity. China.
- Huang et al., 2011: 107–118 • *Reticulitermes chinensis*; phylogeny, mitochondrial cytochrome oxidase (CoII).

 **DISTRIBUTION:** Oriental Region—China: Fujian, Guangdong, Guangxi, Hubei, Hunan, Jiangsu, Jiangxi, Shanghai, Sichuan, Yunnan, Zhejiang; India: Arunachal Pradesh, Assam; Vietnam. ♦ Palaeartic Region—China: Anhui, Beijing municipality, Gansu, Henan, Shandong, Shaanxi,

Reticulitermes choui Ping and Zhang, 1989

Reticulitermes choui Ping and Zhang, 1989: 5–6, 8 (soldier), figs. 1–5.

TYPE DATA: Holotype: GIEC I. No. E9796 soldier. Paratypes: GIEC I. No. E9796 soldiers, workers, from type colony, GIEC I. No. E9798 soldiers and workers from Zhouzhi County.

TYPE LOCALITY: China: Shaanxi: Baoji County [34°3'N, 107°3'E].

- Hua, 2000: 24 • *Reticulitermes choui*; listed. China: Shaanxi.
- Huang et al., 2000: 353–354, fig. 162 • *Reticulitermes (Planifrontotermes) choui*; soldier described and figured; key. China.
- Ahmad and Akhtar, 2002: 17 • *Reticulitermes choui*; catalog. China.

🌐 DISTRIBUTION: Palaearctic Region—China: Shaanxi.

Reticulitermes chryseus Ping, 1986

Reticulitermes chryseus Ping, 1986: 67–68 (queen, soldier, worker), fig. 6.

TYPE DATA: Holotype: GIEC soldier. Paratypes: GIEC queen, soldiers, workers.

TYPE LOCALITY: China: Guangxi Province: Wuming County: Damingshan.

- Gao et al., 1992a: 39 • *Reticulitermes chryseus*; checklist; distribution. China: Guangxi.
- Lin et al., 1994b: 3 • *Reticulitermes chryseus*; checklist; distribution. China: Guangxi.
- Hua, 2000: 24 • *Reticulitermes chryseus*; listed. China: Guangxi.
- Huang et al., 2000: 354–355, fig. 163 • *Reticulitermes (Planifrontotermes) chrysens* [sic]; imago, soldier described and figured; key. China.

🌐 DISTRIBUTION: Oriental Region—China: Guangxi.

Reticulitermes citrinus Ping and Li, 1982

Reticulitermes citrinus Ping et al., 1982a: 419–421, 423–424 (imago, soldier), fig. 1.

TYPE DATA: Holotype: GIEC I. No. E 4649 soldier. Paratypes: GIEC imagoes soldiers, workers.

TYPE LOCALITY: China: Zhejiang Province: Longquan County [28°N, 119°E].

- Gao and Lam, 1986: 82 • *Reticulitermes citrinus*; checklist; distribution. China.
- Huang et al., 1989: 339–340, fig. 231 • *Reticulitermes (Frontotermes) citrinus*; imago, soldier described and figured; key. China: Zhejiang.
- Gao et al., 1992a: 39 • *Reticulitermes citrinus*; checklist; distribution. China: Zhejiang.
- Zhang et al., 1994b: 86 • *Reticulitermes citrinus*; wing microsculpturing.
- Zhang et al., 1994d: 116 • *Reticulitermes citrinus*; wing microsculpturing.
- Hua, 2000: 24 • *Reticulitermes citrinus*; listed. China: Zhejiang.
- Huang et al., 2000: 356–357, fig. 164 • *Reticulitermes (Planifrontotermes) citrinus*; imago, soldier described and figured; key. China.
- Ahmad and Akhtar, 2002: 17 • *Reticulitermes citrinus*; catalog. China.
- Zhang et al., 2005: 582–587 • *Heterotermes citrinus*; cuticular hydrocarbons; new combination.

🌐 DISTRIBUTION: Oriental Region—China: Zhejiang.

Reticulitermes clypeatus Lash, 1952

Reticulitermes clypeatus Lash, 1952: 1–5 (imago, soldier, worker), figs. 1, 2.

TYPE DATA: Holotype: AMNH imago. Paratypes: AMNH imagoes, NCIP imago [not type locality], FRI imago, FRI soldiers, workers [not type locality].

TYPE LOCALITY: Israel: Jerusalem.

- Weidner, 1958: 12–13, figs. 10a, 10c • *Reticulitermes clypeatus*; imago, soldier described and figured. Iraq.
- Thurich, 1960: 4, 6, 10, 11, 16, fig. 2 • *Reticulitermes clypeatus*; soldier described and figured; distribution. Iraq; Israel.
- Weidner, 1960a: 66, 68, fig. 19 • *Reticulitermes clypeatus*; imago figured; key.
- Hrdý, 1961b: 97, 98, 99, 100, 101, 102, 103, 104, 105, 106, fig. 2 • *Reticulitermes clypeatus*; imago, soldier measurements; imago figured; comparisons; distribution. Israel; Romania.
- Mathur and Thapa, 1962a: 27 • *Reticulitermes clypeatus*; collection catalog. Israel.
- Harris, 1970b: 300 • *Reticulitermes clypeatus*; distribution. Iraq; Israel; Romania.
- Schwenke, 1972: 89 • *Reticulitermes clypeatus*; characters; biology; distribution. Europe.
- Weidner, 1972: 290, 291, figs. 2A, 2D • *Reticulitermes clypeatus*; soldier measurements; imago, soldier figured.
- Ruelle, 1975b: 5 • *Reticulitermes clypeatus*; types listed.
- Sen-Sarma et al., 1975: 71 • *Reticulitermes clypeatus*; mention. Europe; USA.
- Kugler, 1988: 270, 271 • *Reticulitermes clypeatus*; damage; distribution. Israel.
- Sands, 1998: 73 • *Reticulitermes clypeatus*; locality. Israel.
- Austin et al., 2002: 753–760 • *Reticulitermes clypeatus*; COII DNA sequences; phylogeny.
- Ghayourfar, 2002a: 21 • *Reticulitermes clypeatus*; distribution. Iran.
- Austin et al., 2004a: 548–555 • *Reticulitermes clypeatus*; COII sequences; phylogeny.
- Ghayourfar, 2004: 442 • *Reticulitermes clypeatus*; distribution. Iran.
- Luchetti et al., 2004: 117–122 • *Reticulitermes clypeatus*; COII, 16S rRNA sequences; phylogeny.
- Uva et al., 2004b: 344–353 • *Reticulitermes clypeatus*; ITS2 nuclear, 16S rRNA-ND1 sequences; phylogeny.
- Luchetti et al., 2005a: 149–153 • *Reticulitermes clypeatus*; mtDNA analysis; genetic variation; maximum parsimony.
- Luchetti et al., 2005b: 218–221 • *Reticulitermes clypeatus*; COII sequences; distribution.
- Austin et al., 2006a: 873–890 • *Reticulitermes clypeatus*; 16S rRNA, DNA sequences; genetic variation; distribution.
- Luchetti et al., 2007: 377–383 • *Reticulitermes clypeatus*; COII, 16S rRNA gene sequence analysis. Israel.

🌐 DISTRIBUTION: Palaearctic Region—Iran; Iraq; Israel; Romania.

Reticulitermes coelceps (Zhu, Huang, and Wang, 1993)

Heterotermes coelceps Zhu et al., 1993: 50–51, 60 (soldier), fig. 2.

TYPE DATA: Holotype: KIZK 89 VII 16005 soldier. Paratypes: KIZK soldiers, workers.

TYPE LOCALITY: China: Sichuan Province: Qianjiang County.

- Huang et al., 2000: 357–358, fig. 165 • *Reticulitermes (Planifrontotermes) coelceps*; soldier described and figured; key; new combination. China.



🌐 DISTRIBUTION: Oriental Region—China: Sichuan.

Reticulitermes conus* Xia and Fan, 1981**Reticulitermes conus* Xia and Fan, 1981: 191–192, 196 (soldier), figs. 1–9.**

TYPE DATA: Holotype: SIES 09004059 soldier. Paratypes: SIES soldiers, workers.

TYPE LOCALITY: China: Sichuan Province: Mount Emei.

- Wang and Li, 1984: 67 • *Reticulitermes conus*; listed. China.
- Gao and Lam, 1986: 82 • *Reticulitermes conus*; checklist; distribution. China.
- Huang et al., 1989: 385, fig. 274 • *Heterotermes conus*; soldier described and figured; key; new combination. China.
- Gao et al., 1992a: 39 • *Reticulitermes conus*; checklist; distribution. China: Henan, Sichuan.
- Jiang et al., 1993: 13 • *Reticulitermes conus*; checklist; distribution. China: Guangxi.
- Lin et al., 1994b: 4 • *Heterotermes conus*; checklist; distribution. China: Guangxi.
- Hua, 2000: 24 • *Reticulitermes conus*; listed. China: Henan, Hubei.
- Huang et al., 2000: 358–360, fig. 166 • *Reticulitermes (Planifrontotermes) conus*; soldier described and figured; key. China.
- Ahmad and Akhtar, 2002: 15 • *Heterotermes conus*; catalog. China.


  DISTRIBUTION: Oriental Region—China: Guangxi, Hubei, Sichuan. ♦ Palaeartic Region—China: Henan.

†*Reticulitermes creedei* Snyder, 1938**†*Reticulitermes creedei* Snyder, 1938: 109–110 (imago), pl. 13: fig. 3.**

TYPE DATA: Holotype: MCZ No. 4472 ab imago.

TYPE LOCALITY: USA: Colorado: Creede.

- Armbruster, 1941: 13, 26, 41 • *Reticulitermes* sp.; discussion; locality. USA: Colorado.
- Snyder, 1949a: 364 • *Reticulitermes creedi*; catalog. USA: Miocene.
- Snyder, 1950b: 191 • *Reticulitermes creedi*; listed.
- Pierce, 1958: 21, 24 • *Reticulitermes creedi*; discussion; synonymy.
- Emerson, 1971: 284–285 • *Reticulitermes creedi*; imago described; synonymy; paleontology; locality. USA: Colorado: Creede: Oligocene.
- Araujo, 1977c: 71 • *Reticulitermes creedi*; catalog. USA: Colorado: Creede.
- Burnham, 1978: 89 • *Reticulitermes creedi*; listed.
- Nel and Paicheler, 1993: 156 • *Reticulitermes creedi*; as *Reticulitermes* sp. incertae sedis; type data; paleontology; distribution.
- Fontes and Vulcano, 1998: 283 • *Reticulitermes creedi*; fossil catalog. New World.
- Fontes and Vulcano, 2004: 353 • *Reticulitermes creedi*; fossil catalog. New World.

 DISTRIBUTION: Nearctic Region—USA: Colorado.

* FOSSIL RECORD: Cenozoic–Palaeogene: Oligocene.

Reticulitermes croceus* Ping and Xu, 1982**Reticulitermes croceus* Ping et al., 1982a: 421–422, 424 (imago, soldier), fig. 2.**

TYPE DATA: Holotype: GIEC I. No. E 4121 soldier. Paratypes: GIEC imagoes, soldiers, workers.

TYPE LOCALITY: China: Hunan Province: Huitong County [26°N, 109°E].

- Gao and Lam, 1986: 82 • *Reticulitermes croceus*; checklist; distribution. China.
- Huang et al., 1989: 370–371, fig. 262 • *Reticulitermes (Planifrontotermes) croceus*; imago, soldier described and figured; key. China: Hunan.

- Gao et al., 1992a: 39 • *Reticulitermes croceus*; checklist; distribution. China: Hunan.
- Peng and Yin, 1992: 32, fig. 92 • *Reticulitermes (Planifrontotermes) croceus*; imago, soldier described; soldier figured. China: Hunan.
- Zhu et al., 1993: 49 • *Reticulitermes croceus*; checklist; distribution. China.
- Hua, 2000: 24 • *Reticulitermes croceus*; listed. China: Guizhou, Hubei, Hunan.
- Huang et al., 2000: 480–481, fig. 258 • *Reticulitermes (Reticulitermes) croceus*; imago, soldier described and figured; key. China.
- Ahmad and Akhtar, 2002: 17 • *Reticulitermes croceus*; catalog. China.

🌐 DISTRIBUTION: Oriental Region—China: Guizhou, Hubei, Hunan.

***Reticulitermes curticeps* Yang, Zhu and Huang, 1992**

***Reticulitermes (Planifrontotermes) curticeps* Yang et al., 1992: 125–126, 130 (soldier), figs. 1–7.**

TYPE DATA: Holotype: KIZK 82 V 10257 soldier. Paratypes: KIZK soldiers, workers, NAP soldiers, workers.

TYPE LOCALITY: China: Yunnan: Luchun (Luchuang) County.

- Huang et al., 2000: 360–361, fig. 167 • *Reticulitermes (Planifrontotermes) curticeps*; soldier described and figured; key. China.
- Ahmad and Akhtar, 2002: 17 • *Reticulitermes curticeps*; catalog. China.

🌐 DISTRIBUTION: Oriental Region—China: Yunnan.

***Reticulitermes curvatus* Hsia and Fan, 1965**

***Reticulitermes curvatus* Hsia and Fan, 1965: 370–371, 382 (soldier), fig. 20.**

TYPE DATA: Holotype: SIES soldier. Paratypes: SIES soldiers, workers.

TYPE LOCALITY: China: Chekiang: Ch'ing-yüan.

- Hsia and Fan, 1970: 63–64, fig. 20 • *Reticulitermes curvatus*; soldier described and figured. China [English translation of Hsia and Fan, 1965].
- Tsai et al., 1977: 466 • *Reticulitermes (Planifrontotermes) curvatus*; key.
- Li, 1979: 65 • *Reticulitermes curvatus*; listed. China.
- Gao and Lam, 1986: 82 • *Reticulitermes curvatus*; checklist; distribution. China.
- Huang et al., 1989: 361–362 • *Reticulitermes (Planifrontotermes) curvatus*; soldier described and figured; key. China: Zhejiang.
- Gao and Chen, 1992a: 2 • *Reticulitermes curvatus*; locality. China.
- Gao et al., 1992a: 39 • *Reticulitermes curvatus*; checklist; distribution. China: Fujian.
- Lin et al., 1994b: 3 • *Reticulitermes (Planifrontotermes) curvatus*; checklist; distribution. China: Guangxi.
- Zhang et al., 1994b: 86 • *Reticulitermes curvatus*; wing microsculpturing.
- Zhang et al., 1994d: 114 • *Reticulitermes curvatus*; wing microsculpturing.
- Hua, 2000: 24 • *Reticulitermes curvatus*; listed. China: Fujian, Guangxi, Zhejiang.
- Huang et al., 2000: 481–482, fig. 259 • *Reticulitermes (Reticulitermes) curvatus*; soldier described and figured; key. China.
- Ahmad and Akhtar, 2002: 17 • *Reticulitermes curvatus*; catalog. China.

🌐 DISTRIBUTION: Oriental Region—China: Fujian, Guangxi, Zhejiang.


Reticulitermes cymbidii Ping and Xu, 1993

Reticulitermes cymbidii Ping et al., 1993: 466–467, 469 (imago, soldier), figs. 19–27.

TYPE DATA: Holotype: GIEC I. no. E 10288 soldier. Paratypes: GIEC imagoes (morphotypes), soldiers, workers, WITC imagoes, soldiers, workers.

TYPE LOCALITY: China: Hubei Province: Wyjiashan, Yingshan County.

- Huang et al., 2000: 426–427, fig. 219 • *Reticulitermes (Frontotermes) cymbidii* [1992 incorrect date for species]; imago, soldier described and figured; key. China.

 DISTRIBUTION: Oriental Region—China: Hubei.



Reticulitermes dabieshanensis Wang and Li, 1984

Reticulitermes dabieshanensis Wang and Li, 1984: 67, 74–76, 81 (imago, soldier, worker), figs. 34–44.

TYPE DATA: Syntypes: SIES imagoes, soldiers, workers.

TYPE LOCALITY: China: Henan Province: Shangcheng County: Borenao Mountain.

- Huang et al., 1989: 379–380, fig. 268 • *Heterotermes dabieshanensis*; imago, soldier described and figured; new combination. China.
- Gao et al., 1992a: 39 • *Reticulitermes dabieshanensis*; checklist; distribution. China: Henan.
- Zhang, 1993: 267 • *Heterotermes dabieshanensis*; locality. China.
- Hua, 2000: 24 • *Reticulitermes dabieshanensis*; listed. China: Henan, Hubei.
- Huang et al., 2000: 361–363, fig. 168 • *Reticulitermes (Planifrontotermes) dabieshanensis*; imago, soldier described and figured; key. China.
- Ahmad and Akhtar, 2002: 15 • *Heterotermes dabieshanensis*; catalog. China.

  DISTRIBUTION: Oriental Region—China: Hubei. ♦ Palaeartic Region—China: Henan.



Reticulitermes dantuensis Gao and Zhu, 1982

Reticulitermes (Frontotermes) dantuensis Gao et al., 1982b: 138–140, 142 (soldier), fig. 1.

TYPE DATA: Holotype: SIES soldier. Paratypes: SIES soldiers, NITN soldiers.

TYPE LOCALITY: China: Jiangsu Province: Qingjiang.

- Gao and Lam, 1986: 82 • *Reticulitermes dantuensis*; checklist; distribution. China.
- Huang et al., 1989: 332–333, fig. 224 • *Reticulitermes (Frontotermes) dantuensis*; soldier described and figured; key. China: Jiangsu.
- Chen and Xu, 1992: 11, 12 • *Reticulitermes dantuensis*; checklist; distribution. China: Anhui Province.
- Gao et al., 1992a: 40 • *Reticulitermes dantuensis*; checklist; distribution. China: Jiangsu.
- Ping et al., 1993: 462 • *Reticulitermes dantuensis*; key.
- Huang and Han, 1997: 105–106, fig. 3 • *Reticulitermes dantuensis*; soldier described and figured. China.
- Hua, 2000: 24 • *Reticulitermes dantuensis*; listed. China: Jiangsu, Sichuan.
- Huang et al., 2000: 427–428, fig. 220 • *Reticulitermes (Frontotermes) dantuensis*; soldier described and figured; key. China.
- Ahmad and Akhtar, 2002: 17 • *Reticulitermes dantuensis*; catalog. China.

  DISTRIBUTION: Oriental Region—China: Jiangsu, Sichuan. ♦ Palaeartic Region—China: Anhui.

Reticulitermes dayongensis (Zhu, Huang, and Wang, 1993)***Heterotermes dayongensis*** Zhu et al., 1993: 51–52, 60 (soldier), fig. 3.

TYPE DATA: Holotype: KIZK 88 VII 14002 soldier. Paratypes: KIZK soldiers, workers.

TYPE LOCALITY: China: Hunan Province: Zhangjiajie National Park, Dayong City.

- Huang et al., 2000: 363–364, fig. 169 • *Reticulitermes* (*Planifrontotermes*) *dayongensis*; soldier described and figured; key; new combination. China.


 DISTRIBUTION: Oriental Region—China: Hunan.

Reticulitermes dichrous Ping, 1985***Reticulitermes dichrous*** Ping, 1985: 324–325, 328 (imago, soldier), fig. 7.

TYPE DATA: Holotype: GIEC I. No. E 7599 soldier. Paratypes: GIEC I. No. E 7599 imagoes, soldiers, workers, GIEC I. No. E 5653 soldiers, workers.

TYPE LOCALITY: China: Guangdong Province: Dinghu Mountain, Zhaoqing City.

- Huang et al., 1989: 335–336, fig. 227 • *Reticulitermes dichrous*; imago, soldier described and figured; key. China: Guangdong.
- Gao et al., 1992a: 40 • *Reticulitermes dichrous*; checklist; distribution. China: Guangdong.
- Hua, 2000: 24 • *Reticulitermes dichrous*; listed. China: Guangdong, Hubei.
- Huang et al., 2000: 428–430, fig. 221 • *Reticulitermes* (*Frontotermes*) *dichrous*; imago, soldier described and figured; key. China.
- Ahmad and Akhtar, 2002: 17 • *Reticulitermes dichrus* [sic]; catalog. China.
- Zhang et al., 2005: 582–587 • *Reticulitermes dichrous*; cuticular hydrocarbons.


 DISTRIBUTION: Oriental Region—China: Guangdong (Kwangtung).

Reticulitermes dinghuensis Ping, Zhu, and Li, 1980***Reticulitermes dinghuensis*** Ping et al., 1980: 65–68 (soldier), figs. 1–6.

TYPE DATA: Holotype: GIEC soldier.

TYPE LOCALITY: China: Guangdong Province: Zhaoqing, Dinghusan.

- Zhu, 1982: 233 • *Reticulitermes dinghuensis*; listed [erroneously as n. sp.]. China.
- Gao and Lam, 1986: 82 • *Reticulitermes dinghuensis*; checklist; distribution. China.
- Huang et al., 1989: 316–317, fig. 207 • *Reticulitermes* (*Frontotermes*) *dinghuensis*; soldier described and figured; key. China: Guangdong.
- Gao et al., 1992a: 40 • *Reticulitermes dinghuensis*; checklist; distribution. China: Guangdong, Guizhou.
- Jiang et al., 1993: 13 • *Reticulitermes dinghuensis*; checklist; distribution. China: Guangxi.
- Lin et al., 1994b: 3 • *Reticulitermes* (*Frontotermes*) *dinghuensis*; checklist; distribution. China: Guangxi.
- Gao, 1995a: 2 • *Reticulitermes* (*Frontotermes*) *dinghuensis*; checklist. China: Hong Kong.
- Gao et al., 1996: 78, 79–80, fig. 7.22 • *Reticulitermes dinghuensis*; soldier described and figured; key. China: Hong Kong.
- Hua, 2000: 24 • *Reticulitermes dinghuensis*; listed. China: Guangdong.
- Huang et al., 2000: 482–483, fig. 260 • *Reticulitermes* (*Reticulitermes*) *dinghuensis*; soldier described and figured; key. China.
- Ahmad and Akhtar, 2002: 17 • *Reticulitermes dinghuensis*; catalog. China.

 DISTRIBUTION: Oriental Region—China: Guangdong, Guangxi, Guizhou, Hong Kong.

†*Reticulitermes dofleini* (Armbruster, 1941)

†*Leucotermes dofleini* Armbruster, 1941: 24–26 (imago) [described as “(*Leucotermes*) *dofleini*”].

TYPE DATA: Holotype: SMNS No. 2023 imago.

TYPE LOCALITY: Germany: Württemberg: Randeck near Stuttgart.

- Emerson, 1971: 287 • *Reticulitermes dofleini*; imago described; synonymy; paleontology; locality; new combination. Germany: Miocene.
- Weidner, 1971: 45 • *Reticulitermes dofleini*; discussion.
- Weidner, 1979: 93 • *Reticulitermes dofleini*; measurements; listed.
- Weidner and Riou, 1986: 357–358 • *Reticulitermes dofleini*; discussion.
- Nel and Paicheler, 1993: 156 • *Reticulitermes dofleini*; as Rhinotermitidae incertae sedis; type data; paleontology; distribution.

🌐 DISTRIBUTION: Palaearctic Region—Germany.

* FOSSIL RECORD: Cenozoic–Neogene: Miocene.

Reticulitermes emei Gao, Zhu, Gong, and Han, 1981

Reticulitermes emei Gao et al., 1981c: 214–215, 216 (soldier), fig. 2. [The original paper cites Gao et al. after the new species name, indicating that all the authors of this paper, i.e., Gao, Zhu, Gong, and Han, are the authors of this species. However, subsequent authors incorrectly cite only “Gao et Zhu” as the authors].

TYPE DATA: Holotype: SIES soldier. Paratypes: SIES soldiers, NITN soldiers, CICC soldier.

TYPE LOCALITY: China: Sichuan Province: Mt. Emei.

- Gao et al., 1982d: 299 • *Reticulitermes (Planifrontotermes) emei*; listed.
- Gao and Lam, 1986: 82 • *Reticulitermes emei*; checklist; distribution. China [not all authors cited].
- Huang et al., 1989: 369–370, fig. 261 • *Reticulitermes (Planifrontotermes) emei*; soldier described and figured; key. China: Sichuan.
- Gao et al., 1992a: 40 • *Reticulitermes emei*; checklist; distribution. China: Sichuan [not all authors cited].
- Zhu et al., 1993: 49 • *Reticulitermes emei*; checklist; distribution. China.
- Hua, 2000: 24 • *Reticulitermes emei*; listed. China: Guizhou, Sichuan.
- Huang et al., 2000: 364–365, fig. 170 • *Reticulitermes (Planifrontotermes) emei*; soldier described and figured; key. China.
- Ahmad and Akhtar, 2002: 17 • *Reticulitermes emei*; catalog. China.

🌐 DISTRIBUTION: Oriental Region—China: Sichuan.

Reticulitermes fengduensis Ping and Chen, 1984

Reticulitermes fengduensis Chen and Ping, 1984: 1–2, 4 (soldier), fig. 1.

TYPE DATA: Holotype: GIEC I.NO.E6935 soldier. Paratypes: CITC soldiers, workers, GIEC soldiers, workers.

TYPE LOCALITY: China: Sichuan Province: Fengdu County [29°N, 107°E].

- Gao et al., 1992a: 40 • *Reticulitermes fengduensis*; checklist; distribution. China: Sichuan.
- Hua, 2000: 24 • *Reticulitermes fengduensis*; listed. China: Sichuan.
- Huang et al., 2000: 365–366, fig. 171 • *Reticulitermes (Planifrontotermes) fengduensis*; soldier described and figured; key. China.

🌐 DISTRIBUTION: Oriental Region—China: Sichuan.

Reticulitermes flaviceps (Oshima, 1911)

Leucotermes flaviceps Oshima, 1911a: 356–359 (imago, soldier, worker), pl. 18: figs. 5, 7 [synonym of *Reticulitermes speratus* fide Emerson card catalog (unpublished)].

TYPE DATA: Syntypes (depository unknown): imagoes, soldiers, workers.

TYPE LOCALITY: Taiwan.

- Oshima, 1908: 514 • *Termes speratus* [Morimoto, 1968: 67 places this reference under *flaviceps*].
- Shiraki, 1909: 230 • *Leucotermes speratus*; soldier described [Morimoto, 1968: 67 places this reference under *flaviceps*].
- Oshima, 1909: 30 • *Termes (Leucotermes) flavipes* [Morimoto, 1968: 67 places this reference under *flaviceps*; Hozawa 1915: 62 and Snyder 1949a: 74 list it under *speratus*].
- Oshima, 1910a: 345 • *Termes (Leucotermes) flavipes* [Morimoto, 1968: 67 places this reference under *flaviceps*; Hozawa, 1915: 62 lists it as a synonym of *speratus*].
- Oshima, 1911b: 3–5 • *Leucotermes flavipes*; reference list; discussion [Morimoto, 1968: 67 places this reference under *flaviceps*; Hozawa, 1915: 62 and Snyder, 1949: 74 list it as a synonym of *speratus*]. Taiwan.
- Oshima, 1912: 74–75, pl. 1: fig. 10, pl. 2: figs. 15–17 • *Leucotermes flaviceps* [erroneously as n. sp.]; soldier described and figured. Botel-Tobago Island, southeast of Taiwan.
- Holmgren, 1912d: 124 • *Leucotermes speratus* [part]; Taiwan only.
- Holmgren, 1913c: 61–63 • *Leucotermes (Reticulitermes) speratus* [part]; Taiwan only.
- Oshima, 1913a: 277–278 • *Leucotermes flaviceps*; soldier, worker described. Taiwan.
- Hozawa, 1915: 62, 63, 82 • *Leucotermes flaviceps* [part]; synonymized with *speratus*.
- Oshima, 1919: 324–326 • *Leucotermes (Reticulitermes) flaviceps*; imago, soldier, worker described; distribution. Japan; Taiwan.
- Snyder, 1926g: 4 • *Reticulitermes flaviceps*; distribution. Japan.
- Eidmann, 1930: 323 • *Leucotermes (Reticulitermes) speratus*. Taiwan only.
- Light, 1931a: 589, 590, 592 • *Reticulitermes flaviceps*; key; measurements; locality; new combination. China.
- Kirby, 1932: 408, 442 • *Reticulitermes flaviceps*; protozoa.
- March, 1933: 158, 162 • *Reticulitermes flaviceps*; swarming; locality. China.
- Wu, 1935: 218 • *Reticulitermes flaviceps*; catalog; reference list. China.
- Snyder, 1949a: 72 • *Reticulitermes flaviceps*; catalog; reference list. Taiwan: Botel-Tabago.
- Lash, 1952: 3, 5 • *Reticulitermes flaviceps*; listed.
- Tu, 1955a: 2, 7 • *Reticulitermes speratus* [part]; distribution. China; Taiwan.
- Ahmad, 1958: 72 • *Reticulitermes flaviceps*; considered a synonym of *speratus*.
- Tang and Li, 1959: 482 • *Reticulitermes flaviceps*; swarming.
- Tang and Li, 1960: 302–306 • *Reticulitermes flaviceps*; castes.
- Harris, 1961a: 156, 159 • *Reticulitermes flaviceps*; damage; distribution.
- Mathur and Thapa, 1962a: 27 • *Reticulitermes flaviceps*; collection catalog. Taiwan.
- Tsai and Chen, 1964a: 27, 34 • *Reticulitermes speratus*; distribution [= *flaviceps*].
- Yu and Ping, 1964a: 11, 14 • *Reticulitermes speratus*; *flaviceps* placed as a synonym of *speratus*.
- Hsia and Fan, 1965: 363, 377, 380, 381, fig. 16 • *Reticulitermes flaviceps*; soldier, imago described and figured; synonymy; key; biology. China; Taiwan.
- Morimoto, 1968: 67–69, figs. 2q–r, 3j, 6c–d, 8i, 9r, 10d • *Reticulitermes flaviceps*; sp. rev.; *Reticulitermes flaviceps flaviceps*; soldier described and figured; synonymy; *R. flaviceps* from Botel-Tobago different from Taiwan specimens. Taiwan.
- Hsia and Fan, 1970: 54–56, fig. 16 • *Reticulitermes flaviceps*; soldier, imago described and figured; synonymy; key; biology. China; Taiwan.
- Roonwal, 1970c: 334 • *Reticulitermes flaviceps*; biology; distribution.
- Chu et al., 1974: 161–165 • *Reticulitermes flaviceps*; caste differentiation.
- Morimoto, 1975c: 53, 56 • *Reticulitermes flaviceps*; key; distribution; *Reticulitermes flaviceps flaviceps*; key; distribution.

- Tsai et al., 1977: 465 • *Reticulitermes (Frontotermes) flaviceps*; key.
- Li, 1979: 64–65 • *Reticulitermes flaviceps*; listed. China.
- Dai, 1980: 374–380 • *Reticulitermes flaviceps*; caste differentiation.
- Gao et al., 1982d: 299 • *Reticulitermes (Frontotermes) flaviceps*; listed.
- Gao et al., 1982b: 138 • *Reticulitermes (Frontotermes) flaviceps*; distribution. China: Jiangsu.
- Gong et al., 1982: 282 • *Reticulitermes flaviceps*; distribution. China: Sichuan.
- Zhu and Zhao, 1982: 36–38 • *Reticulitermes flaviceps*; comparisons with *speratus*.
- Zhu, 1982: 233 • *Reticulitermes flaviceps*; listed. China.
- Chhotani and Das, 1983: 327 • *Reticulitermes flaviceps*; distribution. China; Taiwan.
- Chhotani, 1984: 118 • *Reticulitermes flaviceps*; listed; castes known; distribution. China; Taiwan.
- Hrdý, 1985: 245–249 • *Reticulitermes flaviceps*; hormones; soldier production.
- Gao and Lam, 1986: 82 • *Reticulitermes flaviceps*; checklist; distribution. China.
- Huang et al., 1986b: 215 • *Reticulitermes flaviceps*; distribution. China: Shaanxi.
- Ping et al., 1987b: 118, 123 • *Reticulitermes flaviceps*; key. China: Guizhou.
- Prestwich et al., 1987a: 314–315 • *Reticulitermes flaviceps*; juvenile hormone binding proteins; caste differentiation.
- Huang et al., 1989: 349–350, fig. 240 • *Reticulitermes (Frontotermes) flaviceps*; imago, soldier described and figured; key; reference list. China.
- Wu, 1991: 137–145 • *Reticulitermes flaviceps flaviceps*; ecology.
- Chen and Xu, 1992: 10, 12 • *Reticulitermes flaviceps*; checklist; distribution. China: Anhui Province.
- Fan, 1992: 509–510, fig. 2.304 • *Reticulitermes flaviceps*; soldier described and figured. China.
- Gao and Chen, 1992a: 2 • *Reticulitermes flaviceps*; locality. China.
- Gao et al., 1992a: 40 • *Reticulitermes flaviceps*; checklist; distribution. China: Anhui, Fujian, Gansu, Guangdong, Guangxi, Guizhou, Hubei, Hunan, Jiangsu, Jiangxi, Shaanxi, Sichuan, Yunnan, Zhejiang; Taiwan.
- Peng and Yin, 1992: 31, fig. 89 • *Reticulitermes (Frontotermes) flaviceps*; imago, soldier described and figured. China: Yunnan.
- Tho, 1992: 204 • *Reticulitermes flaviceps*; listed.
- Huang and Han, 1993: 86–87, fig. 3 • *Reticulitermes flaviceps*; imago, soldier described and figured. China: Fujian.
- Ping et al., 1993: 462 • *Reticulitermes flaviceps*; key.
- Zhang, 1993: 267 • *Reticulitermes flaviceps*; locality. China.
- Zhu et al., 1993: 48 • *Reticulitermes flaviceps*; checklist; distribution. China.
- Chung and Chen, 1994: 199 • *Reticulitermes flaviceps*; synonymy; distribution. Taiwan.
- Lin et al., 1994b: 3 • *Reticulitermes (Frontotermes) flaviceps*; synonymy; checklist; distribution. China: Guangxi.
- Takematsu, 1994b: 43, 46 • *Reticulitermes flaviceps flaviceps*; distribution. Japan.
- Zhang et al., 1994b: 86 • *Reticulitermes flaviceps*; wing microsculpturing.
- Zhang et al., 1994d: 114 • *Reticulitermes flaviceps*; wing microsculpturing.
- Zhang et al., 1994e: 300–302 • *Reticulitermes flaviceps*; gut morphology.
- Cai and Lin, 1995: 56 • *Reticulitermes flaviceps*; checklist; distribution. China.
- Huang and Li, 1999: 288, 301, fig. 10.38 • *Reticulitermes flaviceps*; key; imago, soldier described and figured; distribution. China: Fujian.
- Takematsu, 1999b: 239–240, figs. 10, 16 • *Reticulitermes flaviceps*; soldier described and figured; synonymy; key; distribution. Japan.
- Takematsu and Yamaoka, 1999: 179–188 • *Reticulitermes flaviceps flaviceps*; cuticular hydrocarbons; distribution.
- Xing et al., 1999: 181–185 • *Reticulitermes flaviceps*; mtDNA; RFLP sequences.
- Hua, 2000: 24 • *Reticulitermes flaviceps*; listed. China: Anhui, Fujian, Gansu, Guangdong, Guangxi, Guizhou, Hebei, Henan, Hubei, Hunan, Jiangsu, Jiangxi, Shaanxi, Shandong, Sichuan, Yunnan, Zhejiang; Taiwan.
- Huang et al., 2000: 430–432, fig. 222 • *Reticulitermes (Frontotermes) flaviceps*; imago, soldier described and figured; key; reference list. China.

- Yasuda et al., 2000: 148, 149, 150, fig. 13 • *Reticulitermes flaviceps*; soldier described and figured; distribution. Japan: Ryukyu Islands.
- Xing et al., 2001: 53–58 • *Reticulitermes flaviceps*; COII sequences; phylogeny.
- Ahmad and Akhtar, 2002: 17 • *Reticulitermes flaviceps*; catalog. China; Taiwan: Botel-Tobago.
- Austin et al., 2002: 753–760 • *Reticulitermes flaviceps*; COII DNA sequences; phylogeny.
- Zhong and Liu, 2002: 28, table 2 • *Reticulitermes flaviceps*; damage; distribution. China.
- Austin et al., 2004a: 548–555 • *Reticulitermes flaviceps*; COII sequences; phylogeny.
- Mo et al., 2004: 635–641 • *Reticulitermes flaviceps*; cellulase; comparisons.
- Zhang et al., 2005: 582–587 • *Reticulitermes flaviceps*; cuticular hydrocarbons.
- Vu et al., 2007: 85–94 • *Reticulitermes flaviceps*; ecology; distribution. Vietnam.
- Li et al., 2008: 472–473 • *Reticulitermes flaviceps*; distribution. Taiwan: Lanyu Island [= Botel Tobago].

🌐 DISTRIBUTION: Oriental Region—China: Fujian, Guangdong, Guangxi, Hubei, Hunan, Jiangsu, Jiangxi, Sichuan, Yunnan, Zhejiang; Taiwan; Vietnam. ♦ Palaearctic Region—China: Anhui, Gansu, Hebei, Henan, Shaanxi, Shandong; Japan.

Reticulitermes flavipes (Kollar, 1837)

Termes flavipes Kollar, 1837a: 411 (imago).

TYPE DATA: Syntypes: MCZ No. 10110 imagoes.

TYPE LOCALITY: Austria: Schönbrunn.

- Burmeister, 1839: 768 • *Termes flavipes*; imago described; locality. Austria: Schönbrunn.
- Westwood, 1840: 12, 14, 15, fig. 58 • *Termes flavipes*; characters; biology, castes figured.
- Burmeister, 1843: 164–165 (unnumbered), pl. 28, figs. 9–10 • *Termes flavipes*; imago described and figured; locality. Austria: Schönbrunn.
- Heer, 1849b: 23 • *Termes flavipes*; discussion.
- Joly, 1849: 17 • *Termes flavipes*; remarks.
- Walker, 1853: 515 • *Termes flavipes*; imago described; synonymy; distribution. Europe [note: this reference in Snyder 1949a: 350 is listed as not classified].
- Hagen, 1855: 126–127, 138, 286–287, 290–291, 297–298, 305 • *Termes flavipes*; discussion.
- Hagen, 1858c: 182–185, 242, 254 • *Termes (Termes) flavipes*; imago, nymph described; synonymy; distribution. Austria; USA.
- Hagen, 1858b: 25 • *Termes (Termes) flavipes*; imago described, measured; synonymy; distribution. Austria; USA.
- Burmeister, 1860: 131, pl. 28, figs. 9–10 • *Termes flavipes*; imago described and figured; locality. Austria: Schönbrunn.
- Hagen, 1860b: 107 • *Termes flavipes*; listed.
- Hagen, 1861b: 3–4 • *Termes flavipes*; imago described; synonymy; distribution. Austria; USA.
- Hagen, 1862a: 67 • *Termes flavipes*; discussion.
- Hagen, 1868: 400 • *Calotermes flavipes*; discussion; comparison with *Hodotermes japonicus* [earwig, non-termite].
- Hagen, 1873: 277–278 • *Termes flavipes*; discussion.
- Hagen, 1876: 404–405 • *Termes flavipes*; discussion.
- McLachlan, 1877: 13 • *Termes flavipes*; listed.
- Hagen, 1878: 122 • *Termes flavipes*; discussion.
- Girard, 1879: 290 • *Termes flavipes*; discussion.
- Dohrn, 1884: 167 • *Termes flavipes*; discussion.
- Hagen, 1884: 172 • *Termes flavipes*; discussion.
- Stokes, 1893: 121–130 • *Termes flavipes*; sense organs.
- Schwarz, 1896: 38 • *Termes flavipes*; swarming; distribution. USA: Texas.

- Knower, 1901: 134–136 • *Termes flavipes*; development; reproductive tract.
- Desneux, 1904b: 33 • *Termes (Leucotermes) flavipes*; reference list; synonymy. USA.
- Froggatt, 1905: 5 • *Termes flavipes*; listed.
- Banks, 1907: 392 • *Termes flavipes*; imago, soldier described; biology. USA: Washington, DC.
- Marlatt, 1908: 1–8 • *Termes flavipes*; imago, soldier, nymph figured; life history.
- Holmgren, 1909b: 19 • *Leucotermes flavipes*; new combination; listed.
- Holmgren, 1911a: 48, 69, fig. 5, pl. 5: figs. 3, 4, 6 • *Leucotermes flavipes*; listed. ?Japan; North America.
- Holmgren, 1912a: 125 • *Leucotermes flavipes*; key.
- Snyder, 1912: 107, figs. 1, 2 • *Termes flavipes*; colony with primary queen; primary and secondary queen figured.
- Holmgren, 1913c: 60 • *Leucotermes (Reticulitermes) flavipes*; key.
- Snyder, 1915: 25–27, 28, 29, 30, 36, 37, passim, pls. 8–17 • *Leucotermes flavipes*; biology; swarming; caste development and differentiation; sense organs; castes figured.
- Desneux, 1915: 6 • *Leucotermes flavipes*; locality. Austria.
- Snyder, 1916: 1–32, figs. 1–4, pls. 1, 2 • *Leucotermes flavipes*; biology; castes figured; distribution.
- Thompson, 1916: 553–603 • *Leucotermes flavipes*; brain and frontal gland morphology.
- Thompson, 1917: 83–153 • *Leucotermes flavipes*; origin of castes.
- Thompson and Snyder, 1919: 115–133 • *Reticulitermes flavipes*; castes described and figured; new combination.
- Thompson, 1919: 379–398 • *Reticulitermes flavipes*; caste development.
- Banks and Snyder, 1920: 43–45, 150–161, figs. 35, 61, 63, pls. 1, 5, 14, 27, 28, 35 • *Reticulitermes flavipes*; imago, soldier described and figured; key; distribution [Banks]; biology [Snyder]. USA: Arkansas, Florida, Great Lakes, Missouri, Texas, eastern states; Mexico.
- Thompson, 1920: 594–608, figs. 1–5 • *Reticulitermes flavipes*; primary, secondary reproductives, nymphs, soldier, worker described and figured.
- Dietz, 1921: 87 • *Reticulitermes flavipes*; locality; swarming; damage. USA: Indiana.
- Snyder, 1924j: pl. 2: figs. 1–3 • *Reticulitermes flavipes*; male, queen figured.
- Dietz, 1924: 299 • *Reticulitermes flavipes*; locality; swarming. USA: Indiana.
- Feytaud, 1924b: 241–244 • *Reticulitermes flavipes*; listed.
- Hartwell, 1924: 131–160 • *Reticulitermes flavipes*; olfactory sense organs; morphology.
- Snyder, 1926g: 2, 4 • *Reticulitermes flavipes*; distribution. Europe; USA: eastern states; Mexico.
- Pongrácz, 1926: 25 • *Termes flavipes*; discussion.
- Bathellier, 1927: 254 • *Reticulitermes flavipes*; caste development.
- Emerson, 1929: 725 • *Reticulitermes flavipes*; communication.
- Benkert, 1930: 1–3 • *Reticulitermes flavipes*; chromosome number.
- Light, 1931a: 590, 592 • *Reticulitermes flavipes*; cited.
- Goellner, 1931: 233, 234 • *Reticulitermes flavipes*; characters.
- Snyder and Popenoe, 1932: 153–158, fig. 1 • *Reticulitermes flavipes*; colony foundation; reproductives figured.
- Kirby, 1932: 406, 442 • *Reticulitermes flavipes*; protozoa.
- Light, 1933: 104 • *Reticulitermes humilis* [part]; biology; locality.
- Emerson, 1933a: 128 • *Reticulitermes flavipes*; number of kings and queens, primary and secondary, in same nest.
- Hare, 1934: 267–293 • *Reticulitermes flavipes*; caste determination and differentiation.
- Light, 1934d: 131 • *Reticulitermes flavipes*; distribution. Mexico; USA: Alabama, Arkansas, Connecticut, Delaware, District of Columbia, Florida, Georgia, Illinois, Indiana, Kentucky, Louisiana, Maine, Maryland, Massachusetts, Michigan, Mississippi, Missouri, Nebraska, New Hampshire, New Jersey, New York, Ohio, Oklahoma, Pennsylvania, Rhode Island, South Carolina, Tennessee, Texas, Vermont, Virginia, West Virginia, Wisconsin.
- Snyder, 1934c: 192–194, fig. 61 • *Reticulitermes flavipes*; biology; swarming; distribution.
- Emerson, 1936: 410 • *Reticulitermes flavipes*; distribution.
- Alexander, 1936: 34 • *Reticulitermes flavipes*; distribution.

- Packard, 1936: 575 • *Reticulitermes flavipes*; distribution. USA: Maine, New Hampshire.
- Snyder, 1936: 27 • *Reticulitermes flavipes*; damage; distribution.
- Wheeler, 1936: 193, 219 • *Reticulitermes flavipes*; ant ecological relationships.
- Jucci, 1937: 305 • *Reticulitermes flavipes*; distribution.
- Weidner, 1937a: 593–596 • *Reticulitermes flavipes*; damage in Hamburg.
- Adamson, 1941: 412 • *Reticulitermes flavipes*; rearing.
- Emerson, and Miller, 1943: 184, 185 • *Reticulitermes flavipes*; key. USA: Florida.
- Emerson and Miller, 1944: 108, 109 • *Reticulitermes flavipes*; key. USA: Florida.
- Miller and Miller, 1944: 104, 105 • *Reticulitermes flavipes*; biology; swarming. USA: Florida.
- Snyder, 1949a: 72 • *Reticulitermes flavipes*; catalog; reference list; synonymy. Canada; Europe; Guatemala; Mexico; USA.
- Miller, 1949b: 11, 12, 21, fig. 14 • *Reticulitermes virginicus* [misidentification]; key; soldier figured; biology. USA: Florida.
- Ahmad, 1950: 81, fig. 7 • *Reticulitermes flavipes*; worker mandibles figured.
- Strickland, 1950: 373–385 • *Reticulitermes flavipes*; water tolerance.
- Lash, 1952: 3, 5 • *Reticulitermes flavipes*; cited.
- Urquhart, 1953: 292–293 • *Reticulitermes flavipes*; distribution. Canada: Ontario.
- Weidner, 1953: 191–192, unnumbered figure • *Reticulitermes flavipes*; soldier, worker, supplementary figured; locality. Germany.
- Harris, 1954d: 195, 196 • *Reticulitermes flavipes*; biology; locality. Austria: introduced; Belgium: Rochefort; France: La Rochelle; Germany: Hamburg; USA.
- Grassé, 1954: 20 • *Reticulitermes flavipes*; remarks; distribution.
- Harris, 1954a: 128 • *Reticulitermes flavipes*; locality. Belgium: Rochefort; France: La Rochelle; Germany: Hamburg; USA.
- Urquhart, 1955: 576 • *Reticulitermes flavipes*; distribution. Canada: Ontario.
- Weidner, 1955f: fig. 1 • *Reticulitermes flavipes*; imago, soldier, nymph, queen figured.
- Weidner, 1955b: 69 • *Reticulitermes flavipes*; discussion.
- Schmidt, 1956a: 325–328 • *Reticulitermes flavipes*; biology; damage; distribution. Germany: Hamburg.
- Pierce, 1958: 21 • *Reticulitermes flavipes*; discussion.
- Collins, 1959: 341, 342, 344, 346, 347, 349, 350, 351 • *Reticulitermes flavipes*; ecology.
- Springhetti, 1960: 378–382 • *Reticulitermes flavipes*; male genital apparatus morphology.
- Thurich, 1960: 1, 4, 6, 14, 15, 16, fig. 2E • *Reticulitermes flavipes*; soldier described and figured; distribution. Germany.
- Hrdý, 1961b: 97 • *Reticulitermes flavipes*; listed.
- Harris, 1961a: 156 • *Reticulitermes flavipes*; damage; distribution.
- Becker and Seifert, 1962: 276 • *Reticulitermes flavipes*; nest material; chemistry.
- Harris, 1962a: 614, 615, 616 • *Reticulitermes flavipes*; distribution in Europe.
- Mathur and Thapa, 1962a: 27 • *Reticulitermes flavipes*; collection catalog. USA.
- Collins and Richards, 1963: 600–604 • *Reticulitermes flavipes*; ecology.
- Wheeler and Wheeler, 1963: 191, figs. 1, 2 • *Reticulitermes flavipes*; key; soldier figured; biology; distribution. USA: North Dakota.
- Springhetti, 1964b: 213, 216 • *Reticulitermes flavipes*; seminal vesicles.
- Weesner, 1965: 23, 41, 42, 43, 44–45, 46, 48, 51, 52, 56, 57, 61, fig. 1 • *Reticulitermes flavipes*; key; characters; biology; swarming; distribution.
- Smythe and Coppel, 1966: 1008 • *Reticulitermes flavipes*; sternal gland; histology.
- Gay, 1967: 6, 7, 12, 27, 28, 29, 41, 68, fig. 15 • *Reticulitermes flavipes*; imago, soldier described and figured; distribution. Austria: introduced; Canada; Germany.
- Gisler, 1967: 120 • *Reticulitermes flavipes*; protozoa.
- Smythe et al., 1967a: 228–233 • *Reticulitermes flavipes*; trail laying; chemical attractants; fungi.
- Smythe et al., 1967b: 8–9 • *Reticulitermes flavipes*; chemical attractants; fungi.
- Esenther and Gray, 1968: 827–834 • *Reticulitermes flavipes*; biology; damage. Canada: Ontario.
- Matsumura et al., 1968: 963–964 • *Reticulitermes flavipes*; trail pheromone; biochemistry.

- Schmidt, 1968: 319–322 • *Reticulitermes flavipes*; damage; ecology; distribution. Germany: Munich.
- Weidner, 1968b: 13 • *Reticulitermes flavipes*; discussion.
- Esenther, 1969: 1274–1284 • *Reticulitermes flavipes*; colony development; biology; ecology; damage. USA: Wisconsin.
- Becker, 1970a: 183–216 • *Reticulitermes flavipes*; biology; ecology. Austria; Germany; USA: South Carolina, Wisconsin.
- Becker, 1970b: 268–278 • *Reticulitermes flavipes*; characters; biology; ecology; protozoa; distribution.
- Weesner, 1970: 497, 498, 500, 501, 502 • *Reticulitermes flavipes*; biology.
- Schwenke, 1972: 89, fig. 43 • *Reticulitermes flavipes*; soldier described; imago, soldier, nymphs figured; biology; distribution. Europe.
- Nishimoto, 1973: 16 • *Reticulitermes flavipes*; distribution and introductions.
- Roonwal, 1975f: 403 • *Reticulitermes flavipes*; sex ratios.
- Roonwal, 1975a: 45 • *Reticulitermes flavipes*; egg size ratio.
- Sen-Sarma et al., 1975: 71 • *Reticulitermes flavipes*; mention. Europe; USA.
- Lenz, 1976: 73–89 • *Reticulitermes flavipes*; caste differentiation.
- Araujo, 1977c: 27 • *Reticulitermes flavipes*; catalog; synonymy. Austria; Canada; Germany; Guatemala; Mexico; USA: Oklahoma, Kansas and Iowa up to Minnesota and eastward from Great Lakes up to coast of Maine, down to coast of Florida.
- Williams, 1977: 122 • *Reticulitermes flavipes*; pest; ecology; distribution by vegetation zones.
- Clément, 1978a: 138 • *Reticulitermes flavipes*; characters; comparisons.
- Howard et al., 1978: 233–245 • *Reticulitermes flavipes*; cuticular hydrocarbons. USA: Mississippi.
- Kevan, 1978: 316 • *Reticulitermes flavipes*; distribution. Canada: Ontario.
- Vincke and Tilquin, 1978a: 152, table 1 • *Reticulitermes flavipes*; chromosome number.
- Clément, 1979b: 65–85 • *Reticulitermes flavipes*; biometric analysis; comparisons.
- Liang et al., 1979: 169–190 • *Reticulitermes flavipes*; abdominal sternal gland segment morphology.
- Howard and Haverty, 1980: 458–460 • *Reticulitermes flavipes*; caste proportions; sex ratios.
- Howard et al., 1981: 75–87 • *Reticulitermes flavipes*; intraspecific, interspecific reproduction; colony foundation.
- Becker, 1981: 283–288 • *Reticulitermes flavipes*; behavior; two races in Europe.
- Haverty and Howard, 1981: 32–39 • *Reticulitermes flavipes*; group effect; soldier production.
- Howard and Haverty, 1981: 546–549 • *Reticulitermes flavipes*; caste proportions.
- Potrikus and Breznak, 1981: 4601–4605 • *Reticulitermes flavipes*; gut bacteria; uric acid; nitrogen.
- Howard et al., 1982: 1227–1239 • *Reticulitermes flavipes*; cuticular hydrocarbons.
- Zimet and Stuart, 1982: 1–7 • *Reticulitermes flavipes*; nymphs; sexual dimorphism.
- Fontes, 1983: 139 • *Reticulitermes flavipes*; additions and corrections to Araujo's catalog, 1977c.
- Odelson and Breznak, 1983: 1602–1613 • *Reticulitermes flavipes*; gut microbiota; fermentation; acetogenesis.
- Prestwich, 1983b: 290, 301 • *Reticulitermes flavipes*; defensive secretions; pheromones; biochemistry.
- Prestwich, 1984a: table 1 • *Reticulitermes flavipes*; checklist; ecology; defense mode; chemicals; distribution.
- Prestwich et al., 1984b: 1201–1207 • *Reticulitermes flavipes*; trail pheromones; biochemistry.
- Roonwal, 1984: 25 • *Reticulitermes flavipes*; genitalia.
- Clément et al., 1985: 123–131 • *Reticulitermes flavipes*; chemosystematics; defensive compounds; cuticular hydrocarbons.
- Hrdý, 1985: 245–249 • *Reticulitermes flavipes*; hormones; soldier production.
- Prestwich et al., 1985: 205–209 • *Reticulitermes flavipes*; trail pheromones; biochemistry.
- Prestwich, 1985b: 446, 447 • *Reticulitermes flavipes*; sex attractants; trail pheromones.
- Vickery, 1985: 71, 76–77, figs. 69–71 • *Reticulitermes flavipes*; key; characters; imago, soldier figured; biology; distribution.

- Breznak and Switzer, 1986: 623–630 • *Reticulitermes flavipes*; gut microbiota; fermentation; acetogenesis.
- Clément et al., 1986b: 87–95 • *Reticulitermes flavipes*; sex pheromones; biochemistry.
- Hahn and Stuart, 1987: 83–92 • *Reticulitermes flavipes*; sociality; relatedness; chromosomal translocation.
- Howell et al., 1987: 119, 120 • *Reticulitermes flavipes*; distribution. USA: Texas.
- Prestwich et al., 1987a: 314–315 • *Reticulitermes flavipes*; caste differentiation; juvenile hormone.
- Prestwich, 1987: 513 • *Reticulitermes flavipes*; trail pheromones; biochemistry.
- Runcie, 1987: 1967–1978 • *Reticulitermes flavipes*; trail pheromones; chemical communication.
- Sellenschlo, 1988: 165–167 • *Reticulitermes flavipes*; distribution. Germany: Hamburg.
- Jones et al., 1988: 105–106 • *Reticulitermes flavipes*; biology; dispersal flight; sex ratios.
- Scheffrahn et al., 1988a: 616, 619, 620, 621 • *Reticulitermes flavipes*; checklist; swarming; pest; distribution. USA: Florida.
- Su and Scheffrahn, 1988a: 157–163 • *Reticulitermes flavipes*; competition.
- Clément et al., 1989: 19–24 • *Reticulitermes flavipes*; sternal gland; pheromone; biochemistry.
- Delaplane and La Fage, 1989b: 183–189 • *Reticulitermes flavipes*; foraging.
- Grace et al., 1989: 551–556 • *Reticulitermes flavipes*; foraging; population. Canada.
- Roonwal and Chhotani, 1989: 88 • *Reticulitermes flavipes*; sex ratio discussed.
- Bagnères et al., 1990a: 3213–3244 • *Reticulitermes flavipes*; chemotaxonomy; hydrocarbons.
- Brillhart and Kaufman, 1990: 110–112 • *Reticulitermes flavipes*; ecology.
- Nutting, 1990a: 1026, 1030 • *Reticulitermes flavipes*; key; distribution.
- Sponsler and Appel, 1991: 41–44 • *Reticulitermes flavipes*; lethal temperatures.
- Haverly et al., 1991a: 15–23 • *Reticulitermes flavipes*; chemotaxonomy; cuticular hydrocarbons.
- Brauman et al., 1992: 1384–1387 • *Reticulitermes flavipes*; gut bacteria; methane and hydrogen emissions.
- Aber and Fontes, 1993: 335–339 • *Reticulitermes lucifugus* [misidentification fide Austin et al., 2005b]; introduced into Uruguay; damage.
- Okot-Kotber et al., 1993: 290–295 • *Reticulitermes flavipes*; juvenile hormones; morphogenesis.
- Su et al., 1993: 1113–1117 • *Reticulitermes flavipes*; foraging; territories. USA: Florida.
- Davis and Kamble, 1994: 1211–1214 • *Reticulitermes flavipes*; temperature; mortality.
- Scheffrahn and Su, 1994: 467, 473, figs. 24–25, 52, 53 • *Reticulitermes flavipes*; key; soldier, imago head, forewing figured. USA: Florida.
- Brune et al., 1995a: 2681–2687 • *Reticulitermes flavipes*; gut microorganisms; physiology.
- Brune et al., 1995b: 2688–2695 • *Reticulitermes flavipes*; gut microbiota; metabolism; chemistry.
- Curtis and Waller, 1995: 764–767 • *Reticulitermes flavipes*; nitrogen fixation.
- Davis et al., 1995: 574–578 • *Reticulitermes flavipes*; esterases.
- Hostettler et al., 1995: 119–129 • *Reticulitermes flavipes*; measurements; morphometrics. USA: Florida.
- Curtis and Waller, 1996: 867–872 • *Reticulitermes flavipes*; nitrogen fixation.
- Grace, 1996: 225–231 • *Reticulitermes flavipes*; caste proportions.
- Kambhampati et al., 1996: 38–40, figs. 1, 2 • *Reticulitermes flavipes*; phylogeny based on DNA of m16S rRNA sequence data.
- Pawns and Gold, 1996: 241–251 • *Reticulitermes flavipes*; caste differentiation; number of eggs.
- Thorne et al., 1996b: 938–951 • *Reticulitermes flavipes*; foraging; population size; mark-release-recapture.
- Wheeler et al., 1996: 799–806 • *Reticulitermes flavipes*; methane production.
- Poole and Gentili, 1997: 494, 495 • *Reticulitermes flavipes*; synonymy; distribution. North America [*santonensis* cited as synonym].
- Sugimoto et al., 1997: 218 • *Reticulitermes flavipes*; diet; methane and hydrogen emissions.
- Thorne et al., 1997: 145–159 • *Reticulitermes flavipes*; colony development.
- Aber, 1998b: 437–451 • *Reticulitermes lucifugus* [misidentification fide Austin et al., 2005b]; introduced into Uruguay; damage; control.

- Constantino, 1998b: 158 • *Reticulitermes flavipes*; catalog; synonymy. North America: southeastern Canada to northeastern Mexico, westward from Texas to Great Lakes; introduced into Austria and Germany.
- Fontes, 1998: 331 • *Reticulitermes flavipes*; catalog; distribution. Canada. *Reticulitermes lucifugus* [misidentification fide Austin et al., 2005b]; catalog; distribution. Uruguay.
- Polizzi et al., 1998: 43–49 • *Reticulitermes flavipes*; agonistic behavior.
- Sands, 1998: 73, 33, 331, figs. 84–86, 92–93 • *Reticulitermes flavipes*; worker mandibles, gut figured; locality. USA.
- Jenkins et al., 1999a: 239–263 • *Reticulitermes flavipes*; mtDNA sequences.
- Jenkins et al., 1999b: 161–172 • *Reticulitermes flavipes*; mtDNA analysis.
- Kaib, 1999: 336 • *Reticulitermes flavipes*; trail pheromones; biochemistry.
- Polizzi and Forschler, 1999: 133–146 • *Reticulitermes flavipes*; agonistic behavior; polyethism.
- Scheffrahn et al., 1999c: 480–482 • *Reticulitermes flavipes*; distribution. Bahamas: Grand Bahama Island.
- Cornelius and Osbrink, 2000: 757–770 • *Reticulitermes flavipes*; competition; species interaction.
- Jenkins et al., 2000: 1525–1542 • *Reticulitermes flavipes*; mtDNA and cuticular hydrocarbon analysis.
- Pitts-Singer and Forschler, 2000: 273–290 • *Reticulitermes flavipes*; tunneling behavior.
- Suárez and Thorne, 2000a: 145–155 • *Reticulitermes flavipes*; trophallaxis; food transfer.
- Vargo, 2000: 817–829 • *Reticulitermes flavipes*; DNA sequences; microsatellite analysis.
- Bulmer et al., 2001: 236–243 • *Reticulitermes flavipes*; colony structure; allozymes; inbreeding; relatedness.
- Cabrera and Kamble, 2001: 166–171 • *Reticulitermes flavipes*; overwintering; thermoperiod; photoperiod; water content.
- Clément et al., 2001: 202–215 • *Reticulitermes flavipes*; imago, worker characters; systematic position; allozymes; biochemical, mtDNA analysis; distribution. USA: Georgia, Mississippi, North Carolina.
- Houseman et al., 2001: 673–685 • *Reticulitermes flavipes*; ecology; foraging. USA: Texas.
- Jenkins et al., 2001: 286–293 • *Reticulitermes flavipes*; mtDNA, COII sequences; ITS2; comparisons.
- Méndez-Montiel and Equihua-Martínez, 2001: 173–187 • *Reticulitermes flavipes*; checklist; diversity; distribution. Mexico.
- Puche and Su, 2001: 1398–1404 • *Reticulitermes flavipes*; foraging; behavior.
- Shelton and Appel, 2001b: 213–224 • *Reticulitermes flavipes*; respiration; CO₂ release.
- Shelton and Appel, 2001c: 420–426 • *Reticulitermes flavipes*; respiration; CO₂; water loss.
- Wang and Powell, 2001: 222–226 • *Reticulitermes flavipes*; relative abundance. USA: Mississippi.
- Aber and Beltrami, 2002: 153–162 • *Reticulitermes lucifugus* [misidentification fide Austin et al., 2005b]; damage; distribution. Uruguay.
- Austin et al., 2002: 753–760 • *Reticulitermes flavipes*; COII DNA sequences; phylogeny.
- Bulmer and Traniello, 2002a: 121–126 • *Reticulitermes flavipes*; aggressive behavior; colony structure.
- Bulmer and Traniello, 2002b: 293–298 • *Reticulitermes flavipes*; biology; inbreeding.
- Constantino, 2002c: 357, table 2 • *Reticulitermes lucifugus* [misidentification fide Austin et al., 2005b]; checklist; damage; distribution. Uruguay: introduced.
- Constantino, 2002a: figs. 48–49 • *Reticulitermes flavipes*; soldier figured.
- Fontes and Milano, 2002: 113, 114, fig. 2 • *Reticulitermes hesperus* [misidentification fide Su et al., 2006]; distribution map; damage in urban areas. Chile. *Reticulitermes lucifugus* [misidentification fide Austin et al., 2005b]; distribution map; damage in urban areas; introduced into Uruguay.
- Mankin et al., 2002: 981–988 • *Reticulitermes flavipes*; acoustic detection.
- Marini and Mantovani, 2002: 454–459 • *Reticulitermes flavipes*; COII and 16S rRNA sequences; phylogeny.
- Messenger et al., 2002: 580–587 • *Reticulitermes flavipes*; checklist; distribution. USA: Louisiana.

- Milano and Fontes, 2002: 45, 46, figs. 2c, 3 • *Reticulitermes lucifugus* [misidentification fide Austin et al., 2005b]; damage in urban areas; distribution. Uruguay. *Reticulitermes hesperus* [misidentification fide Su et al., 2006]; damage in urban areas; distribution. Chile. *Reticulitermes flavipes*; distribution. Guatemala and Central America.
- Myles, 2002b: 257–264 • *Reticulitermes flavipes*; behavior; fungi; *Metarhizium antisopliae*.
- Bland et al., 2003: 91–104 • *Reticulitermes flavipes*; cuticular hydrocarbons.
- Fisher and Gold, 2003: 651–661 • *Reticulitermes flavipes*; intercolony aggression.
- Hu et al., 2003: 703–715 • *Reticulitermes flavipes*; behavior; vibrations.
- Hu and Zhu, 2003: 295–302 • *Reticulitermes flavipes*; interspecific aggressive behavior.
- Kard et al., 2003: 495–511 • *Reticulitermes flavipes*; rearing.
- Long et al., 2003: 439–445 • *Reticulitermes flavipes*; lifespan; colony size; caste ratio.
- Scharf et al., 2003b: 346–354 • *Reticulitermes flavipes*; caste differentiation; juvenile hormone.
- Scharf et al., 2003a: 1–11 • *Reticulitermes flavipes*; caste differentiation; cDNA sequences.
- Su and Puche, 2003: 88–93 • *Reticulitermes flavipes*; foraging; tunneling.
- Szalanski et al., 2003: 1514–1519 • *Reticulitermes flavipes*; COII sequences.
- Vargo, 2003a: 2805–2818 • *Reticulitermes flavipes*; microsatellites; mtDNA sequences; breeding structure.
- Vargo, 2003b: 1271–1282 • *Reticulitermes flavipes*; microsatellite markers; breeding system.
- Wang et al., 2003: 533–542 • *Reticulitermes flavipes*; ecology; distribution. USA: Mississippi.
- Wu-Scharf et al., 2003: 479–490 • *Reticulitermes flavipes*; 16S rRNA sequences.
- Austin et al., 2004a: 548–555 • *Reticulitermes flavipes*; COII sequences; phylogeny.
- Austin et al., 2004d: 473–480 • *Reticulitermes flavipes*; 16S rRNA sequences; phylogeny; distribution. USA: Arkansas, Louisiana.
- Austin et al., 2004b: 1–11 • *Reticulitermes flavipes*; 16S rRNA sequences; phylogeny.
- Austin et al., 2004c: 152–158 • *Reticulitermes flavipes*; 16S rRNA sequences; phylogeny.
- Brown (K.S.) et al., 2004: 1–9 • *Reticulitermes flavipes*; distribution. USA: Oklahoma.
- Dean and Gold, 2004: 147–152 • *Reticulitermes flavipes*; sex ratios; reproduction.
- DeHeer and Vargo, 2004: 431–441 • *Reticulitermes flavipes*; microsatellites; breeding system; colony fusion; genetics.
- Dronnet et al., 2004: 127–129 • *Reticulitermes flavipes*; microsatellites; DNA sequences.
- Fisher et al., 2004: 565–576 • *Reticulitermes flavipes*; colony fusion; microsatellite genotypes.
- Foster et al., 2004: 95–101 • *Reticulitermes flavipes*; characters; mtDNA sequences; phylogeny.
- Grube and Forschler, 2004: 466–475 • *Reticulitermes flavipes*; caste composition; colony growth; reproductive strategies; polyandry.
- Hu and Appel, 2004: 197–205 • *Reticulitermes flavipes*; thermal tolerance.
- Lewis and Forschler, 2004b: 1145–1150 • *Reticulitermes flavipes*; protozoa; counting techniques.
- Lewis and Forschler, 2004a: 1242–1251 • *Reticulitermes flavipes*; protozoa.
- Luchetti et al., 2004: 117–122 • *Reticulitermes flavipes*; COII, 16S rRNA sequences; phylogeny.
- Ohkuma et al., 2004: 701–710 • *Reticulitermes flavipes*; phylogeny; COII sequences.
- Su et al., 2004a: 471–483 • *Reticulitermes flavipes*; foraging.
- Uva et al., 2004b: 344–353 • *Reticulitermes flavipes*; ITS2 nuclear, 16S rRNA-ND1 sequences; phylogeny.
- Ye et al., 2004: 815–822 • *Reticulitermes flavipes*; COII, 16S rRNA, 12S rRNA sequences; phylogeny.
- Appel and Hu, 2005: 151–162 • *Reticulitermes flavipes*; trail pheromone; sense organs.
- Austin et al., 2005a: 980–988 • *Reticulitermes flavipes*; 16S DNA sequences; genetic variation.
- Brown et al., 2005: 277–284 • *Reticulitermes flavipes*; measurements; identification; statistical analysis. USA: Oklahoma.
- Gallagher and Jones, 2005: 563–564 • *Reticulitermes flavipes*; tunneling and food search behavior.
- Harahap et al., 2005: 305–316 • *Reticulitermes flavipes*; agonistic behavior; mortality.
- Hu and Xu, 2005: 573–586 • *Reticulitermes flavipes*; early development; family relationships; phylogeny.
- Luchetti et al., 2005a: 149–153 • *Reticulitermes flavipes*; mtDNA analysis; genetic variation; maximum parsimony.

- Mantovani et al., 2005: 153–170 • *Reticulitermes flavipes*; satellites; mtDNA analysis; cladogram.
- Matsuura, 2005: 53–61 • *Reticulitermes flavipes*; termite-fungi interaction; symbiosis; mimicry; mtDNA COII sequences.
- Scharf et al., 2005b: 31–44 • *Reticulitermes flavipes*; genomics; vitellogenin; ribosomal filtering; signal transduction; cellulase.
- Scharf et al., 2005a: 207–215 • *Reticulitermes flavipes*; vitellogenin; peptide mass fingerprinting; juvenile hormone.
- Siderhurst et al., 2005: 687–705 • *Reticulitermes flavipes*; bacteria; alkaloid norharmane.
- Tucker et al., 2005: 731–744 • *Reticulitermes flavipes*; tunnel construction.
- Austin et al., 2006b: 427–445 • *Reticulitermes flavipes*; 16S rRNA, DNA sequences.
- Brugerolle and Bordereau, 2006: 109–123 • *Reticulitermes flavipes*; protozoa; synonymy.
- DeHeer and Vargo, 2006: 753–761 • *Reticulitermes flavipes*; inbreeding depression; genetic structure; microsatellites.
- Green et al., 2006: 315–327 • *Reticulitermes flavipes*; aggressive behavior; foraging.
- Heintschel et al., 2006: 63–84 • *Reticulitermes flavipes*; labral morphology; 16S rRNA sequences.
- Husen et al., 2006b: 819–835 • *Reticulitermes flavipes*; microsatellite markers; genetic variation. USA: Nebraska.
- Husen et al., 2006a: 247–265 • *Reticulitermes flavipes*; soldier gula; genotypic analysis.
- Lo et al., 2006: 433–437 • *Reticulitermes flavipes*; COII sequences; phylogeny.
- Long and Thorne, 2006: 113–125 • *Reticulitermes flavipes*; brood; caste distribution; foraging.
- Long et al., 2006: 521–524 • *Reticulitermes flavipes*; genetics; breeding structure; laboratory colonies.
- Matsuura, 2006a: 1203–1209 • *Reticulitermes flavipes*; egg mimicry by fungus; behavior.
- Matsuura, 2006c: 565–574 • *Reticulitermes flavipes*; soldier; sex ratio; sexual dimorphism.
- McKern et al., 2006: 541–542 • *Reticulitermes flavipes*; mtDNA, 16s rRNA sequences; distribution. USA: Oregon.
- Scheffrahn et al., 2006: 477, fig. 31 • *Reticulitermes flavipes*; soldier figured; key; synonymy; distribution. Bahamas; Europe; South America; USA.
- Schwinghammer and Houseman, 2006: 462–468 • *Reticulitermes flavipes*; alarm behavior; temperature.
- Shelton et al., 2006: 115–128 • *Reticulitermes flavipes*; flight speed.
- Siderhurst et al., 2006: 27–49 • *Reticulitermes flavipes*; ultraviolet light; phototoxicity.
- Su et al., 2006: 352–363 • *Reticulitermes flavipes*; COII, DNA sequences; soldier figured; remarks on *hesperus*; phylogeny. Chile; France;; Germany; USA; Uruguay [Easter Island record incorrect].
- Szalanski et al., 2006: 301, 302, fig. 1 • *Reticulitermes flavipes*; phylogeny; DNA sequences.
- Tripodi et al., 2006: 697–706 • *Reticulitermes flavipes*; mtDNA sequences; genetic variation; distribution. USA: California.
- Vargo and Carlson, 2006: 173–187 • *Reticulitermes flavipes*; microsatellites; mtDNA sequences.
- Matsuura, 2006c: 565–574 • *Reticulitermes flavipes*; soldier; sex ratio; sexual dimorphism.
- Lewis and Forschler, 2006: 1028–1033 • *Reticulitermes flavipes*; protozoa.
- Vargo et al., 2006b: 1101–1109 • *Reticulitermes flavipes*; colony genetic structure; microsatellite.
- Zhou et al., 2006b: 47–58 • *Reticulitermes flavipes*; hexamerin gene; sequencing; caste regulation.
- Zhou et al., 2006c: 749–761 • *Reticulitermes flavipes*; caste regulation; phenotypic plasticity; JH; gene expression.
- Cameron and Whiting, 2007: 188–202 • *Reticulitermes flavipes*; entire mtDNA genome sequence; molecular diagnostics.
- Long et al., 2007: 321–325 • *Reticulitermes flavipes*; colony growth; neotenic development.
- Whitman and Forschler, 2007: 763–771 • *Reticulitermes flavipes*; worker behavior; feeding; allogrooming.
- Copren, 2007: 1–5 • *Reticulitermes flavipes*; microsatellite loci; DNA analysis; population structure.
- King et al., 2007: 41–48 • *Reticulitermes flavipes*; soldier measurements; mtDNA sequences.
- DeHeer and Vargo, 2008: 190–199 • *Reticulitermes flavipes*; mtDNA sequences; colony breeding structure; kinship; nestmate discrimination.

- DeHeer and Kamble, 2008: 307–325 • *Reticulitermes flavipes*; spatial organization; genetic variation.
- Szalanski et al., 2008a: 95–106 • *Reticulitermes flavipes*; 16S rRNA, DNA sequences. USA: Arkansas.
- Szalanski et al., 2008b: 619–631 • *Reticulitermes flavipes*; 16S, DNA sequencing; genetic variation. USA: Florida.
- Ye et al., 2009: 889–894 • *Reticulitermes flavipes*; alates; spermatheca; oocyte; reproduction.
- Wang (C.) et al., 2009: 1029–1036 • *Reticulitermes flavipes*; 16S rRNA; identification. USA: Indiana.
- Pinzon and Houseman, 2009: 868–880 • *Reticulitermes flavipes*; DNA sequence; intraspecific variation; identification. USA: Missouri.
- Engel et al., 2009: 22, 24, 26, figs. 3, 5 • *Reticulitermes flavipes*; character-state coding; phylogeny.
- Perdereau et al., 2010: 393–402 • *Reticulitermes flavipes*; microsatellite analysis; colony fusion; breeding system; biological invasion.
- Sillam-Dussès and Forschler, 2010: 137–147 • *Reticulitermes flavipes*; mitochondrial DNA; COII sequences; comparison with an undescribed species from Georgia; phylogeny.

Termes frontalis Haldeman, 1844: 55 (soldier).

TYPE DATA: Syntypes (depository unknown): winged imagoes.

TYPE LOCALITY: USA: Pennsylvania.

- Heer, 1849b: 23 • *Termes frontalis*; discussion.
- Hagen, 1854: 223 • *Termes flavipes*; discussion; distribution; *Termes frontalis*; discussion; distribution.
- Hagen, 1855: 113 • *Termes frontalis*; discussion.
- Hagen, 1858c: 182 • *Termes frontalis*; synonymized with *flavipes*.

Reticulitermes claripennis Banks, 1920: 47 (imago, soldier).

TYPE DATA: Holotype: USNM No. 21862 imago. Paratypes: AMNH imagoes, AMNH soldiers, workers [not type locality], AMNH imagoes [not type locality], MCZ No. 1059 imagoes, MCZ No. 10539 imago [not type locality], MCZ No. 10539 imagoes [not type locality].

TYPE LOCALITY: USA: Texas: Beaumont.

- Snyder, 1926g: 4 • *Reticulitermes claripennis*; distribution. USA: Arizona, Kansas, Texas; Mexico.
- Snyder, 1926f: 397 • *Reticulitermes claripennis*; locality. USA: Arizona.
- Light, 1934d: 131 • *Reticulitermes claripennis*; distribution. USA: Arizona, Kansas, Texas; Mexico.
- Snyder, 1934c: 192–194 • *Reticulitermes claripennis*; swarming; distribution.
- Snyder, 1949a: 112 • *Reticulitermes claripennis*; synonymized with *flavipes*.

Reticulitermes flavipes santonensis Feytaud, 1950: 380–381 (imago).

TYPE DATA: Syntypes (depository unknown): imagoes [Feytaud did not mention any specimens or designate a type. If any exist, they would presumably be at the Faculty of Science, Bordeaux, where he was Professor of Science. If the specimens are lost, the AMNH has specimens labeled “autotype, *R. flavipes* var. *santonensis* from La Rochelle, France, det. J. Feytaud,” from which a neotype should be selected].

TYPE LOCALITY: France: La Rochelle.

- Lash, 1952: 2, 3, 4, 5, 6, 7, fig. 3 • *Reticulitermes lucifugus* var. *santonensis*; imago figured; imago, soldier measurements. France: La Rochelle.
- Grassé, 1954: 20–21 • *Reticulitermes lucifugus santonensis*; remarks; distribution.
- Harris, 1954a: 128 • *Reticulitermes flavipes*; remarks; rearing.
- Weidner, 1955c: 159 • *Reticulitermes lucifugus* var. *santonensis*; distribution.
- Buchli, 1956a: 131–143 • *Reticulitermes lucifugus santonensis*; caste development; neotomics.
- Buchli, 1956b: 395–401 • *Reticulitermes lucifugus santonensis*; caste development.

- Buchli, 1958: 263–429, figs. 1–26 • *Reticulitermes lucifugus* var. *santonensis*; caste development; imago, soldier, nymphs figured.
- Thurich, 1960: 1–16, fig. 2C • *Reticulitermes lucifugus* var. *santonensis*; soldier described and figured; distribution. France.
- Hrdý, 1961b: 97, 98, 99, 100, 101, 103, 106, fig. 2 • *Reticulitermes lucifugus* var. *santonensis*; imago, soldier measurements; imago figured; comparisons; distribution.
- Harris, 1961a: 11, 158 • *Reticulitermes lucifugus* var. *santonensis*; life cycle; damage; distribution.
- Weidner, 1961: 18 • *Reticulitermes lucifugus* var. *santonensis*; soldier pronotum; remarks.
- Becker and Seifert, 1962: 276 • *Reticulitermes lucifugus santonensis*; nest material chemistry.
- Fudalewicz-Niemczyk and Richard, 1965: 309–320 • *Reticulitermes lucifugus santonensis*; trachea; sensilla; nerve innervation.
- Fudalewicz-Niemczyk, 1965: 241–252 • *Reticulitermes lucifugus santonensis*; antennae; sensilla; nerve innervation.
- Buchli, 1966: 590, 591, 594, fig. 1 • *Reticulitermes lucifugus* var. *santonensis*; fungal parasites.
- Ritter and Coenen-Saraber, 1969: 611–622 • *Reticulitermes lucifugus santonensis*; trail pheromone; food attractant.
- Becker, 1970b: 268–278 • *Reticulitermes santonensis*; characters; biology; ecology; protozoa; remarks: hybrid of *flavipes* of North America and *lucifugus*. *stat. nov.* France.
- Becker, 1970a: 183–216 • *Reticulitermes santonensis*; biology; ecology; remarks: hybrid of *flavipes* of North America and *lucifugus*. France: La Rochelle.
- Harris, 1970b: 299–300 • *Reticulitermes lucifugus santonensis*; biology; distribution.
- Quennedey, 1971b: 376–379 • *Reticulitermes santonensis*; sternal gland; histology.
- Hrdý and Křeček, 1972: 105–109 • *Reticulitermes santonensis*; juvenile hormone; differentiation.
- Clément, 1977a: 297 • *Reticulitermes santonensis*; imago postclypeus figured; chromosome number; swarming; comparisons; distribution.
- Clément, 1977b: 2355–2356, pl. 1 • *Reticulitermes santonensis*; chromosome number.
- Clément, 1977c: 169–185 • *Reticulitermes santonensis*; systematic position; ecology; distribution.
- Quennedey, 1977: 48–49 • *Reticulitermes santonensis*; sternal gland; pheromones.
- Clément, 1978a: 131, 137, 138, 139, fig. 1a, pl. 1: fig. 1, pl. 2 • *Reticulitermes santonensis*; imago (postclypeus, tibia), worker described and figured; distribution.
- Dhanarajan, 1978: 237–251 • *Reticulitermes lucifugus santonensis*; cannibalism; necrophagy.
- Vincke and Tilquin, 1978a: 152, table 1 • *Reticulitermes santonensis*; chromosome number.
- Clément, 1979a: 251–260 • *Reticulitermes santonensis*; hybridization with *lucifugus* in laboratory.
- Clément, 1979b: 65–85 • *Reticulitermes santonensis*; biometric analysis; distribution.
- Becker, 1981: 283–288 • *Reticulitermes santonensis*; behavior; ecology.
- Clément, 1981c: 49–61 • *Reticulitermes santonensis*; biology; allozyme analysis; distribution.
- Parton et al., 1981: 193–209 • *Reticulitermes santonensis*; frontal gland secretions; pheromones; enzymatic polymorphism; biochemistry.
- Clément, 1982b: 55–68 • *Reticulitermes santonensis*; pheromones; distribution.
- Clément, 1982a: 635–638 • *Reticulitermes santonensis*; interspecific aggressive behavior.
- Clément, 1982c: 145–158 • *Reticulitermes santonensis*; biology; pheromones; behavior; distribution.
- Clément et al., 1982: 397–410 • *Reticulitermes santonensis*; biometric analysis; distribution.
- Clément, 1983: 261–270 • *Reticulitermes santonensis*; morphological characters; ecology; biology; allozymes; distribution.
- Garnier-Sillam, 1983b: 27–44 • *Reticulitermes santonensis*; polyethism; behavior.
- Garnier-Sillam, 1983a: 9–26 • *Reticulitermes santonensis*; polyethism; behavior.
- Lebrun and Lequet, 1983: 1, 6 • *Reticulitermes santonensis*; gizzard histology.
- Prestwich, 1983b: 291 • *Reticulitermes santonensis*; defensive secretions; biochemistry; chemosystematics.
- Clément, 1984: 283–285 • *Reticulitermes santonensis*; allozyme analysis; distribution.
- Lebrun, 1984: 139–140 • *Reticulitermes santonensis*; gizzard; morphology.
- Prestwich, 1984a: table 1 • *Reticulitermes santonensis*; checklist; ecology; defense mode; chemicals; distribution.

- Clément et al., 1985: 123–131 • *Reticulitermes santonensis*; chemosystematics; defensive compounds; cuticular hydrocarbons.
- Hrdý, 1985: 245–249 • *Reticulitermes lucifugus santonensis*; hormones; soldier production.
- Lebrun, 1985b: 43–44 • *Reticulitermes santonensis*; gizzard; structures and food.
- Lebrun and Lequet, 1985: 126–139, pl. 2: figs. 1–4 • *Reticulitermes santonensis*; gizzard; morphology.
- Prestwich, 1985b: 446 • *Reticulitermes santonensis*; listed.
- Clément, 1986: 311–323 • *Reticulitermes santonensis*; ecology; biology; allozymes; behavior; distribution.
- Clément, 1987: 339–340 • *Reticulitermes santonensis*; ecology; biology; allozymes; behavior; distribution.
- Bagnères et al., 1988: 34–41 • *Reticulitermes santonensis*; cuticular hydrocarbons.
- Clément et al., 1988: 165–174 • *Reticulitermes santonensis*; ecology; allomonas; pheromones; kairomones; distribution.
- Jones et al., 1988: 106, 107 • *Reticulitermes santonensis*; distribution.
- Bagnères et al., 1990a: 3213–3244 • *Reticulitermes santonensis*; chemotaxonomy; hydrocarbons.
- Vieau, 1991: 19–32, figs. 1–19 • *Reticulitermes santonensis*; castes described and figured; development; biology; damage; distribution. Western France.
- Vieau, 1993: 125–133 • *Reticulitermes santonensis*; characters; neotenic; introduced species; competition; distribution. France.
- Faucheux, 1994: 10–19 • *Reticulitermes santonensis*; exocrine gland; phylogeny.
- Laduguie et al., 1994: 781–787 • *Reticulitermes santonensis*; trail and sex pheromones; biochemistry; behavior.
- Lebrun and Faucheux, 1994: 75–77 • *Reticulitermes santonensis*; characters; tibia-tarsal glands.
- Vieau, 1994: 61–66 • *Reticulitermes santonensis*; development; neotenic; hormones.
- Noiro, 1995b: 197–226 • *Reticulitermes santonensis*; gut morphology.
- Lebrun, 1996: 119–123 • *Reticulitermes santonensis*; development; neotenic.
- Vauchot et al., 1996: 309–321 • *Reticulitermes santonensis*; cuticular hydrocarbons.
- Vieau, 1996: 207–216 • *Reticulitermes santonensis*; reproductive cycle; caste proportions; seasonal variation.
- Fudalewicz-Niemczyk et al., 1997a: 31–38 • *Reticulitermes lucifugus santonensis*; mouth parts; sense organs.
- Fudalewicz-Niemczyk et al., 1997b: 39–48 • *Reticulitermes lucifugus santonensis*; mouth parts; sense organs.
- Poole and Gentili, 1997: 494, 496 • *Reticulitermes santonensis*; synonymy; distribution. North America [cited as synonym of *flavipes*].
- Reinhard et al., 1997b: 147–158 • *Reticulitermes santonensis*; foraging behavior.
- Keller, 1998: 241 • *Reticulitermes santonensis*; queen life span.
- Mora et al., 1998: 77–80 • *Reticulitermes santonensis*; enzymes; lignin degradation.
- Grube and Rudolph, 1999a: 192–193 • *Reticulitermes santonensis*; labial gland; building behavior.
- Grube and Rudolph, 1999b: 307–323 • *Reticulitermes santonensis*; labial gland; water balance.
- Kaib, 1999: 337 • *Reticulitermes santonensis*; trail pheromones; biochemistry.
- Vieau, 1999: 151–158 • *Reticulitermes santonensis*; characters; spatial distribution; reproductive cycles; neotenic.
- Wobst et al., 1999: 1305–1318 • *Reticulitermes santonensis*; trail pheromone; biochemistry.
- Clément et al., 2001: 202–215, fig. 1 • *Reticulitermes santonensis*; imago, worker characters; imago figured; systematic position; allozymes; biochemical mtDNA analysis; distribution. Chile; France; Germany.
- Jenkins et al., 2001: 286–293 • *Reticulitermes santonensis*; mtDNA, COII sequences; ITS2; synonymy with *flavipes* suggested.
- Reinhard and Kaib, 2001a: 175–187 • *Reticulitermes santonensis*; labial gland; secretions; feeding.
- Reinhard and Kaib, 2001b: 189–201 • *Reticulitermes santonensis*; labial gland; secretions; chemical signal.

- Reinhard and Kaib, 2001c: 157–171 • *Reticulitermes santonensis*; foraging behavior; sternal gland; pheromones.
- Vieau, 2001: 57–62 • *Reticulitermes santonensis*; reproductive cycle; neotenic; introduced into France; possible relationship with *flavipes*; distribution. France.
- Austin et al., 2002: 753–760 • *Reticulitermes santonensis*; COII DNA sequences; phylogeny.
- Marini and Mantovani, 2002: 454–459 • *Reticulitermes santonensis*; COII and 16S rRNA sequences; phylogeny.
- Reinhard and Clément, 2002: 95–107 • *Reticulitermes santonensis*; alarm; defense; castes; polyethism.
- Constantino, 2002c: 357, table 2 • *Reticulitermes santonensis* [misidentification; probably *flavipes*]; checklist; damage; distribution. Chile.
- Quintana et al., 2003: 639–652 • *Reticulitermes santonensis*; defensive secretions; terpenes; biochemistry; distribution.
- Reinhard et al., 2003: 675–691 • *Reticulitermes santonensis*; alarm; pheromones; biochemistry.
- Austin et al., 2004a: 548–555 • *Reticulitermes santonensis*; COII sequences; phylogeny.
- Dronnet et al., 2004: 127–129 • *Reticulitermes santonensis*; microsatellites; DNA sequences.
- Kutnik et al., 2004: 3099–3113 • *Reticulitermes santonensis*; phylogeny; nuclear ITS2, mitochondrial COII, tRNA-Leu, NADH, 16S rRNA sequences.
- Lo et al., 2004: 365–371 • *Reticulitermes santonensis*; phylogeny; COI, COII, 16S rRNA sequences.
- Luchetti et al., 2004: 117–122 • *Reticulitermes santonensis*; COII, 16S rRNA sequences; phylogeny.
- Uva et al., 2004b: 344–353 • *Reticulitermes santonensis*; ITS2 nuclear, 16S rRNA-ND1 sequences; phylogeny.
- Austin et al., 2005b: 395–401 • *Reticulitermes santonensis*; synonymized with *flavipes*; 16S rRNA sequences; distribution. Chile; France; Germany; USA; Uruguay [Easter Island record probably incorrect fide Su et al., 2006].
- Barbier, 2005: 4–9 • *Reticulitermes santonensis*; remarks; distribution.
- Dronnet et al., 2005: 1311–1320 • *Reticulitermes santonensis*; microsatellite genotyping; dispersal; inbreeding; urban invasion.
- Luchetti et al., 2005a: 149–153 • *Reticulitermes santonensis*; mtDNA analysis; genetic variation; maximum parsimony.
- Mantovani et al., 2005: 153–170 • *Reticulitermes santonensis*; satellites; mtDNA analysis; cladograms.
- Austin et al., 2006a: 873–890 • *Reticulitermes santonensis* (= *flavipes*); 16S rRNA, DNA sequences; genetic variation; distribution.
- Brugerolle and Bordereau, 2006: 109–123 • *Reticulitermes santonensis*; protozoa; treated as junior synonym of *flavipes*.
- Dronnet et al., 2006: 1027–1042 • *Reticulitermes santonensis*; cuticular hydrocarbons; microsatellite DNA.
- Liénard et al., 2006: 551–557 • *Reticulitermes santonensis*; cited as possible synonym of *flavipes*; mtDNA, COXIII sequences.
- Luchetti et al., 2006: 123–132 • *Reticulitermes santonensis*; treated as synonym of *flavipes*; satellite DNA sequence analysis.
- Faucheux, 2006b: 237–242 • *Reticulitermes santonensis*; epidermal gland.
- Cameron and Whiting, 2007: 188–202 • *Reticulitermes santonensis*; entire mt. genome sequence; molecular diagnostics.
- Copren, 2007: 1–5 • *Reticulitermes santonensis*; microsatellite loci; DNA analysis; population structure.

🌐 DISTRIBUTION: Nearctic Region—Mexico: Nuevo Leon; USA: Alabama, Arizona, Arkansas, Florida, Kansas, Maine, Maryland, Mississippi, New Hampshire, New Jersey, New York, Ohio, Oklahoma, Oregon, Pennsylvania. ♦ Neotropical Region-Bahamas: Grand Bahama Island; Chile; Guatemala; Mexico; Uruguay. ♦ Palearctic Region—Austria; France; Germany.

†*Reticulitermes fossarum* (Scudder, 1883)

†*Eutermes fossarum* Scudder, 1883: 143–144 (imago).

TYPE DATA: Lectotype: MCZ No. 271 imago. Paralectotypes: MCZ Nos. 269, 273, 4111 imagoes [1 paralectotype apparently missing from MCZ].

LECTOTYPE DESIGNATION: Emerson, 1969: 282.

TYPE LOCALITY: USA: Colorado: Florissant.

- Scudder, 1890: 105, 114–116, 624, pl. 12, fig. 20 • *Eutermes fossarum*; imago described and figured.
- Handlirsch, 1907: 700 • “(*Eutermes*)” *fossarum*; listed; synonymy.
- Rosen, 1913a: 327 • *Eutermes fossarum*; included in *Metatermitidae*.
- Snyder, 1925d: 160–161, chart 1 • *Nasutitermes* (*Tenuirostritermes*) *fossarum*; synonymy; new combination; also as “*Eutermes fossarum*.”
- Pongrácz, 1926: 28, pl. 5 • *Eutermes fossarum*; discussion; phylogeny.
- Emerson, 1933b: 192 • *Reticulitermes fossarum*; synonymy; new combination.
- Statz, 1939: table 4 • *Leucotermes fossarum*; listed; paleontology; new combination.
- Armbruster, 1941: 26, 41 • *Leucotermes fossarum*; discussion; synonymy; also as *Leucotermes* (*Reticulitermes*) *fossarum*.
- Snyder, 1949a: 365 • *Reticulitermes fossarum*; catalog; reference list; synonymy. USA: Florissant, Miocene.
- Snyder, 1950b: 191 • *Reticulitermes fossarum*; listed.
- Pierce, 1958: 21, 23 • *Reticulitermes fossarum*; discussion; synonymy.
- Emerson, 1971: 281–282 • *Reticulitermes fossarum*; imago described; synonymy; paleontology; distribution. USA: Colorado: Florissant [Oligocene].
- Araujo, 1977c: 71 • *Reticulitermes fossarum*; catalog. USA: Colorado: Florissant [Oligocene].
- Burnham, 1978: 89 • *Reticulitermes fossarum*; listed.
- Lewis and Heikes, 1989: 15 • *Eutermes fossarum*; bibliographic data.
- Nel and Paicheler, 1993: 155 • *Reticulitermes fossarum*; type data; paleontology; distribution.
- Fontes and Vulcano, 1998: 282 • *Reticulitermes fossarum*; fossil catalog. New World.
- Fontes and Vulcano, 2004: 353 • *Reticulitermes fossarum*; fossil catalog. New World.

†*Eutermes meadii* Scudder, 1883: 144–145 (imago).

TYPE DATA: Lectotype: MCZ No. 272 imago. Paralectotypes: MCZ Nos. 274, 275, 5176 imagoes.

LECTOTYPE DESIGNATION: Emerson, 1969: 282.

TYPE LOCALITY: USA: Colorado: Florissant.

- Scudder, 1890: 105, 114–116, 624, pl. 12, figs. 12, 17 • *Eutermes meadii*; imago described and figured; distribution; paleontology; key.
- Handlirsch, 1907: 700 • “*Eutermes*” *Meadii* [sic]; synonymy.
- Rosen, 1913a: 327 • *Leucotermes Meadii*; new combination; remarks.
- Snyder, 1925d: 160 • “*Eutermes meadii*” (also as *Leucotermes meadii*); discussion.
- Snyder, 1926g: 3 • *Leucotermes meadii*; listed; locality. USA: Colorado: Florissant, Miocene.
- Pongrácz, 1926: pl. 5 • *Eutermes meadii*; discussion; phylogeny.
- Emerson, 1933b: 192 • *Eutermes meadii* [sic]; synonymized with *fossarum*.
- Statz, 1939: table 4 • *Leucotermes meadii* [sic]; listed; paleontology.
- Armbruster, 1941: 26, 41 • *Leucotermes meadii* [sic]; discussion; synonymy; also as *Leucotermes* (*Reticulitermes*) *meadii* [sic].
- Snyder, 1950b: 191 • *Reticulitermes meadii*; listed.
- Lewis and Heikes, 1989: 15 • *Eutermes meadii*; bibliographic data.

🌐 DISTRIBUTION: Nearctic Region—USA: Colorado.

✳️ FOSSIL RECORD: Cenozoic–Palaeogene: Oligocene.

***Reticulitermes fukienensis* Light, 1924**

***Reticulitermes fukienensis* Light, 1924: 51, 53, 142 (imago, soldier, worker).**

TYPE DATA: Syntypes: AMNH queen, king, soldiers, workers (China: Fujian Province, Fuzhou, Baekliang, in mountains back of Foochow, 1200 ft), (depository unknown): soldiers, workers (China: Fujian Province, Fuzhou, near Kuliang, in mountains back of Foochow, 2000 ft), (depository unknown): soldiers, workers (China: Fujian Province, Fuzhou, Muiwha, near Foochow), FRI soldiers, workers (China: Fujian Province, Fuzhou, Baekliang, in mountains back of Foochow, 1200 ft.)

TYPE LOCALITIES: China: Fujian Province: Fuzhou (Foochow); Baekliang, in mountains back of Foochow, 1200 ft, near Kuliang, in mountains back of Foochow, 2000 ft, Muiwha, near Foochow.

- Snyder, 1926g: 4 • *Reticulitermes fukiensis* [sic]; distribution. China.
- Light, 1931a: 589, 591, 592 • *Reticulitermes fukienensis*; key; remarks; characters; locality. China.
- Snyder, 1931a: 549 • *Leucotermes (Reticulitermes) fukiensis* [sic]; locality; new combination. China.
- Wu, 1935: 218 • *Reticulitermes fukienensis*; catalog; reference list. China.
- Snyder, 1949a: 72 • *Reticulitermes fukiensis* [sic]; catalog; reference list. China.
- Lash, 1952: 3, 5 • *Reticulitermes fukiensi* [sic] listed.
- Tu, 1955a: 31, 36, 37 • *Reticulitermes fukienensis*; catalog; distribution. China.
- Ahmad, 1958: 71, 72 • *Reticulitermes fukiensis* [sic]; key.
- Harris, 1961a: 156, 159 • *Reticulitermes fukienensis*; damage; distribution.
- Roonwal and Chhotani, 1962a: 306 • *Reticulitermes fukiensis* [sic]; comparisons.
- Mathur and Thapa, 1962a: 28 • *Reticulitermes fukiensis* [sic]; collection catalog. China.
- Harris, 1963a: 4–5, 9, fig. 3 • *Reticulitermes fukienensis*; characters; soldier figured; key; ecology. China: Hong Kong.
- Tsai and Chen, 1964a: 27, 34 • *Reticulitermes fukienensis*; distribution.
- Tsai and Chen, 1964b: 58, 61 • *Reticulitermes fukienensis*; soldier described; key. China.
- Hsia and Fan, 1965: 363, 366, 377, 380, 381, fig. 18 • *Reticulitermes fukienensis*; imago, soldier described and figured; synonymy; key; biology. China: Guangdong, Guangxi, Yunnan.
- Hsia and Fan, 1970: 58–59, fig. 18 • *Reticulitermes fukienensis*; imago, soldier described and figured; synonymy; key; biology. China.
- Roonwal, 1970c: 335 • *Reticulitermes fukiensis* [sic]; biology; distribution.
- Tsai et al., 1977: 465 • *Reticulitermes (Frontotermes) fukienensis*; key.
- Li, 1979: 65 • *Reticulitermes fukienensis*; listed. China.
- Gao et al., 1982b: 138 • *Reticulitermes (Frontotermes) ?fukienensis*; distribution. China: Jiangsu.
- Zhu, 1982: 233 • *Reticulitermes fukiensis* [sic]; listed. China.
- Chhotani and Das, 1983: 327 • *Reticulitermes fukiensis* [sic]; distribution. China.
- Chhotani, 1984: 118 • *Reticulitermes fukiensis* [sic]; listed; castes known; distribution. China.
- Gao and Lam, 1985: 118 • *Reticulitermes fukienensis*; distribution. China: Hong Kong.
- Gao and Lam, 1986: 67, 69, 82, fig. 5 • *Reticulitermes (Frontotermes) fukienensis*; imago, soldier figured; key; checklist. China: Hong Kong. *Reticulitermes fukienensis*; checklist; distribution. China.
- Huang et al., 1989: 348–349, fig. 239 • *Reticulitermes (Frontotermes) fukienensis*; imago, soldier described and figured; key; reference list. China.
- Gao et al., 1992a: 40 • *Reticulitermes fukienensis*; checklist; distribution. China: Fujian, Hong Kong.
- Tho, 1992: 204 • *Reticulitermes fukiensis* [sic]; listed.
- Ping et al., 1993: 462 • *Reticulitermes fukienensis*; key.
- Lin et al., 1994b: 3 • *Reticulitermes (Frontotermes) fukienensis*; checklist; distribution. China: Guangxi.
- Zhang et al., 1994b: 86 • *Reticulitermes fukienensis*; wing microsculpturing.
- Zhang et al., 1994d: 114–115 • *Reticulitermes fukienensis*; wing microsculpturing.
- Cai and Lin, 1995: 57 • *Reticulitermes fukienensis*; checklist; distribution. China.

- Gao, 1995a: 2 • *Reticulitermes (Frontotermes) fukienensis*; checklist. China: Hong Kong.
- Gao et al., 1996: 78, 80–81, fig. 7.23 • *Reticulitermes fukienensis*; soldier described and figured; key. China: Hong Kong.
- Crosland et al., 1997: 999–1012 • *Reticulitermes fukienensis*; polyethism. China: Hong Kong.
- Crosland and Traniello, 1997: 208–211 • *Reticulitermes fukienensis*; polyethism; behavior.
- Crosland et al., 1998: 57–67 • *Reticulitermes fukienensis*; polyethism; biology.
- Huang and Li, 1999: 288, 300, fig. 10.37 • *Reticulitermes fukienensis*; key; soldier described and figured; distribution. China: Fujian.
- Hua, 2000: 24 • *Reticulitermes fukienensis*; listed. China: Fujian, Guangdong, Guangxi, Hainan, Hong Kong, Jiangsu, Yunnan, Zhejiang.
- Huang et al., 2000: 432–433, fig. 223 • *Reticulitermes (Frontotermes) fukienensis*; imago, soldier described and figured; key; reference list. China.
- Ahmad and Akhtar, 2002: 17 • *Reticulitermes fukiensis* [sic]; catalog. China: Hong Kong.

🌐 DISTRIBUTION: Oriental Region—China: Fujian, Guangdong, Guangxi, Hainan, Hong Kong, Jiangsu, Yunnan, Zhejiang.

***Reticulitermes fulvimarginalis* Wang and Li, 1984**

***Reticulitermes fulvimarginalis* Wang and Li, 1984: 67–70, 80 (imago, soldier), figs. 1–11.**

TYPE DATA: Syntypes: SIES imagoes, soldiers, workers.

TYPE LOCALITY: China: Henan Province: Shangcheng County: Chang Zhu garden.

- Huang et al., 1989: 329–330, fig. 221 • *Reticulitermes (Frontotermes) fulvimarginalis*; imago, soldier described and figured; key. China.
- Gao et al., 1992a: 40 • *Reticulitermes fulvimarginalis*; checklist; distribution. China: Henan.
- Ping et al., 1993: 461 • *Reticulitermes fulvimarginalis*; key.
- Zhu et al., 1993: 47 • *Reticulitermes fulvimarginalis*; checklist; distribution. China [incorrect authors cited].
- Hua, 2000: 24 • *Reticulitermes fulvimarginalis*; listed. China: Henan, Hubei, Hunan.
- Huang et al., 2000: 433–435, fig. 224 • *Reticulitermes (Frontotermes) fulvimarginalis*; imago, soldier described and figured; key. China.
- Ahmad and Akhtar, 2002: 18 • *Reticulitermes fulvimarginalis*; catalog. China.

🌐🌐 DISTRIBUTION: Oriental Region—China: Hubei, Hunan. ♦ Palaeartic Region—China: Henan.

***Reticulitermes ganga* Bose, 1999**

***Reticulitermes ganga* Bose, 1999: 30, 49–53 (soldier, worker), fig. 14.**

TYPE DATA: Holotype: ZSI soldier. Paratype: ZSI worker.

TYPE LOCALITY: India: Arunachal Pradesh: Lower Subansiri District: Itanagar: Lake Ganga.

🌐 DISTRIBUTION: Oriental Region—India: Arunachal Pradesh.

***Reticulitermes gaoshi* Li and Ma, 1987**

***Reticulitermes gaoshi* Li and Ma, 1987: 80–82, 84 (imago, soldier), figs. 1, 2.**

TYPE DATA: Holotype: GIEC ?soldier [no mention of which caste is the type]. Paratypes: GIEC imagoes, soldiers.

TYPE LOCALITY: China: Henan Province: Xinying.

- Huang et al., 1989: 366–367, figs. 258, 259 • *Reticulitermes gaoshi*; imago, soldier described and figured; key. China: Henan.
- Gao et al., 1992a: 40 • *Reticulitermes gaoshi*; checklist; distribution. China: Henan.
- Hua, 2000: 24 • *Reticulitermes gaoshi*; listed. China: Henan.
- Huang et al., 2000: 366–367, fig. 172 • *Reticulitermes (Planifrontotermes) gaoshi*; soldier described and figured; key. China.
- Ahmad and Akhtar, 2002: 18 • *Reticulitermes gaoshi*; catalog. China.

🌐 DISTRIBUTION: Palaearctic Region—China: Henan.

Reticulitermes gaoyaoensis Tsai and Li, 1977

Reticulitermes (Planifrontotermes) gaoyaoensis Tsai et al., 1977: 473–474, 475 (soldier), fig. 5.

TYPE DATA: Holotype: GIEC soldier. Paratypes: GIEC soldiers, workers, NAP soldiers, workers.

TYPE LOCALITY: China: Guangdong Province: Gaoyao County.

- Li et al., 1982: 102 • *Reticulitermes (Planifrontotermes) gaoyaoensis*; measurements; comparisons.
- Tsai and Huang, 1983: 335, 336 • *Heterotermes gaoyaoensis*; listed; new combination.
- Gao and Lam, 1986: 82 • *Reticulitermes gaoyaoensis*; checklist; distribution. China.
- Huang et al., 1989: 383, fig. 272 • *Heterotermes gaoyaoensis*; soldier described and figured; key. China: Guangdong.
- Gao et al., 1992a: 40 • *Reticulitermes gaoyaoensis*; checklist; distribution. China: Guangdong.
- Peng and Yin, 1992: 33–34, fig. 96 • *Heterotermes gaoyaoensis*; soldier described and figured. China: Hunan.
- Huang and Han, 1993: 90, fig. 6 • *Heterotermes gaoyaoensis*; soldier described and figured. China: Fujian.
- Lin et al., 1994b: 4 • *Heterotermes gaoyaoensis*; checklist; distribution. China: Guangxi.
- Huang and Li, 1999: 303, 306, fig. 10.46 • *Heterotermes gaoyaoensis*; key; imago, soldier described and figured; distribution. China: Fujian.
- Hua, 2000: 25 • *Reticulitermes gaoyaoensis*; listed. China: Fujian, Guangdong, Guangxi, Hunan.
- Huang et al., 2000: 367–368, fig. 173 • *Reticulitermes (Planifrontotermes) gaoyaoensis*; soldier described and figured; key. China.
- Ahmad and Akhtar, 2002: 15 • *Heterotermes gaoyaoensis*; catalog. China.
- Maiti, 2006: 107, 110 • *Heterotermes gaoyaoensis*; listed.

🌐 DISTRIBUTION: Oriental Region—China: Fujian, Guangdong, Guangxi, Hunan.

Reticulitermes grandis Hsia and Fan, 1965

Reticulitermes grandis Hsia and Fan, 1965: 371–372, 382 (soldier), fig. 21.

TYPE DATA: Holotype: SIES soldier. Paratypes: SIES soldiers, workers.

TYPE LOCALITY: China: Yunnan: Chin-p'ing.

- Hsia and Fan, 1970: 64–66, fig. 21 • *Reticulitermes grandis*; soldier described and figured. China [English translation of Hsia and Fan, 1965].
- Morimoto, 1975c: 53 • *Reticulitermes grandis*; key; distribution.
- Tsai et al., 1977: 465 • *Reticulitermes (Frontotermes) grandis*; key. China.
- Gao et al., 1982d: 299 • *Reticulitermes (Frontotermes) grandis*; listed.
- Chhotani and Das, 1983: 327 • *Reticulitermes grandis*; distribution. China.
- Chhotani, 1984: 118 • *Reticulitermes grandis*; listed; castes known; distribution. China.
- Gao and Lam, 1986: 82 • *Reticulitermes grandis*; checklist; distribution. China.
- Huang et al., 1989: 323, fig. 215 • *Reticulitermes (Frontotermes) grandis*; soldier described and figured; key. China: Sichuan, Yunnan.

- Gao et al., 1992a: 40 • *Reticulitermes grandis*; checklist; distribution. China: Guizhou, Sichuan, Yunnan.
- Lin et al., 1994b: 3 • *Reticulitermes (Frontotermes) grandis*; checklist; distribution. China: Guangxi.
- Hua, 2000: 25 • *Reticulitermes grandis*; listed. China: Guangxi, Sichuan, Yunnan.
- Huang et al., 2000: 435–436, fig. 225 • *Reticulitermes (Frontotermes) grandis*; soldier described and figured; key. China.
- Ahmad and Akhtar, 2002: 18 • *Reticulitermes grandis*; catalog. China.

🌐 DISTRIBUTION: Oriental Region—China: Guangxi, Guizhou, Sichuan, Yunnan.

Reticulitermes grassei Clément, 1977

Reticulitermes lucifugus grassei Clément, 1977c: 170, 175, 184 (imago) [cited as ssp. nov. in 1978a, but as characters differentiating it from other subspecies were given by Clément in 1977c, the name becomes available in 1977 (ICZN, 1999, art. 13.1)].

TYPE DATA: Syntypes: UPLE imagoes [no specimen designated as “type”; specimens not likely extant, neotype designation required].

TYPE LOCALITY: France [locality unspecified].

- Clément, 1977a: 297 • *Reticulitermes lucifugus grassei*; nomen nudum.
- Clément, 1978b: 351–352 • *Reticulitermes lucifugus grassei*; interspecific aggressive behavior.
- Clément, 1978a: 132, 137, 138, figs. 1b, 2b, 3a–c • *Reticulitermes lucifugus grassei*; imago, worker described and figured; distribution. France: Pyrénées-Orientales: Roussillon to the surroundings of Banyuls-sur-Mer [incorrectly cited as “ssp. nov.”; see Clément 1977c: 170, 175].
- Clément, 1979b: 65–87 • *Reticulitermes lucifugus grassei*; biometric analysis; distribution.
- Clément, 1981c: 49–61 • *Reticulitermes lucifugus grassei*; biology; allozyme analysis; distribution.
- Parton et al., 1981: 193–209 • *Reticulitermes lucifugus grassei*; frontal gland secretion; biochemistry; distribution. Southern France.
- Clément, 1982c: 145–158 • *Reticulitermes lucifugus grassei*; biology; pheromones; behavior; distribution.
- Clément, 1982b: 55–68 • *Reticulitermes lucifugus grassei*; pheromones; distribution.
- Clément, 1982a: 635–638 • *Reticulitermes lucifugus grassei*; interspecific aggressive behavior.
- Clément et al., 1982: 397–410 • *Reticulitermes lucifugus grassei*; biometric analysis; distribution.
- Clément, 1984: 283–285 • *Reticulitermes lucifugus grassei*; allozyme analysis; distribution.
- Clément et al., 1985: 123–131 • *Reticulitermes lucifugus grassei*; chemosystematics; defensive compounds; cuticular hydrocarbons.
- Prestwich, 1985b: 446 • *Reticulitermes lucifugus grassei*; sex attractants.
- Clément, 1986: 311–323 • *Reticulitermes lucifugus grassei*; ecology; biology; allozymes; behavior; distribution.
- Clément, 1987: 339–340 • *Reticulitermes lucifugus grassei*; ecology; biology; allozymes; behavior; distribution.
- Bagnères et al., 1988: 34–41 • *Reticulitermes lucifugus grassei*; cuticular hydrocarbons.
- Clément et al., 1988: 165–174 • *Reticulitermes lucifugus grassei*; ecology; allomones; pheromones; kairomones; distribution.
- Jones et al., 1988: 107, 108 • *Reticulitermes grassei*; sex ratios; distribution.
- Vieau, 1993: 125–133 • *Reticulitermes lucifugus grassei*; sympatric with *santonensis*; competition; native species; distribution. France.
- Vauchot et al., 1996: 309–321 • *Reticulitermes lucifugus grassei*; cuticular hydrocarbons.
- Vieau, 1999: 151–158 • *Reticulitermes lucifugus grassei*; characters; spatial distribution; reproductive cycles; neotenic.
- Wobst et al., 1999: 1305–1318 • *Reticulitermes lucifugus grassei*; trail pheromone; biochemistry.
- Clément et al., 2001: 202–215 • *Reticulitermes grassei*; imago, worker characters; systematic position; allozymes; biochemical mtDNA analysis; distribution; *stat. nov.* France; Portugal; Spain.

- Jenkins et al., 2001: 286–293 • *Reticulitermes lucifugus grassei*; mtDNA, ITS2, COII sequences; introduced into UK: Devon.
- Vieau, 2001: 57–62 • *Reticulitermes lucifugus grassei*; reproductive cycle; neotenic; native to France; distribution. France.
- Austin et al., 2002: 753–760 • *Reticulitermes grassei*; COII, DNA sequences; phylogeny.
- Marini and Mantovani, 2002: 454–459 • *Reticulitermes lucifugus grassei*; COII, 16S rRNA sequences; phylogeny.
- Reinhard and Clément, 2002: 95–107 • *Reticulitermes grassei*; alarm; defense; castes; polyethism.
- Quintana et al., 2003: 639–652 • *Reticulitermes grassei*; defensive secretions; terpenes; biochemistry; distribution.
- Reinhard et al., 2003: 675–691 • *Reticulitermes grassei*; alarm; pheromones; biochemistry.
- Austin et al., 2004a: 548–555 • *Reticulitermes grassei*; COII sequences; phylogeny.
- Kutnik et al., 2004: 3099–3113 • *Reticulitermes grassei*; phylogeny; nuclear ITS2, mitochondrial COII, tRNA-Leu, NADH, 16S rRNA sequences; biogeography; cuticular hydrocarbons.
- Luchetti et al., 2004: 117–122 • *Reticulitermes grassei*; COII, 16S rRNA sequences; phylogeny; subspecies rank suggested.
- Uva et al., 2004b: 344–353 • *Reticulitermes grassei*; ITS2 nuclear, 16S rRNA-ND1 sequences; phylogeny.
- DeHeer et al., 2005: 408–415 • *Reticulitermes grassei*; microsatellites; breeding system; genetic structure.
- Dhennin, 2005: 391–397 • *Reticulitermes grassei*; characters; cuticular hydrocarbons; DNA sequences; phylogeny.
- Luchetti et al., 2005a: 149–153 • *Reticulitermes lucifugus grassei*; mtDNA analysis; genetic variation; maximum parsimony.
- Luchetti et al., 2005b: 218–221 • *Reticulitermes lucifugus grassei*; COII sequences; distribution.
- Mantovani et al., 2005: 153–170 • *Reticulitermes lucifugus grassei*; satellites; mtDNA analysis; cladogram.
- Austin et al., 2006a: 873–890 • *Reticulitermes grassei*; 16S rRNA, DNA sequences; genetic variation; distribution.
- Brugerolle and Bordereau, 2006: 109–123 • *Reticulitermes grassei*; protozoa.
- Luchetti et al., 2006: 123–132 • *Reticulitermes lucifugus grassei*; satellite DNA; sequence analysis.
- Nobre et al., 2006: 403–406 • *Reticulitermes grassei*; mtDNA, COII sequences; genetic variation; distribution. Portugal.
- Bergamaschi et al., 2007: 735–753 • *Reticulitermes lucifugus grassei*; COII sequences; karyotype; phylogeny.
- Nobre et al., 2008: 66–73 • *Reticulitermes grassei*; microsatellite DNA analysis; colony structure; territoriality.
- Velonà et al., 2010: 1051–1058 • *Reticulitermes grassei*; COII, 16S sequences; Inter-SINE loci; phylogeny.

🌐 DISTRIBUTION: Palearctic Region—France; Portugal; Spain; UK: introduced.

Reticulitermes guangzhouensis Ping, 1985

Reticulitermes guangzhouensis Ping, 1985: 321–324, 327–328 (imago, soldier), fig. 5.

TYPE DATA: Holotype: GIEC I. No. E 7593 soldier. Paratypes: GIEC imagoes soldiers, workers.

TYPE LOCALITY: China: Guangdong: Guangzhou City.

- Huang et al., 1989: 336–337, fig. 228 • *Reticulitermes guangzhouensis*; imago, soldier described and figured; key. China: Guangdong.
- Gao et al., 1992a: 40 • *Reticulitermes guangzhouensis*; checklist; distribution. China: Guangdong.
- Jiang et al., 1993: 13 • *Reticulitermes guangzhouensis*; checklist; distribution. China: Guangxi.
- Ping et al., 1993: 462 • *Reticulitermes guangzhouensis*; key.

- Zhu et al., 1993: 47 • *Reticulitermes guangzhouensis*; checklist; distribution. China.
- Lin et al., 1994b: 3 • *Reticulitermes guangzhouensis*; checklist; distribution. China: Guangxi.
- Gao, 1995a: 2 • *Reticulitermes (Frontotermes) guangzhouensis*; checklist. China: Hong Kong.
- Gao et al., 1996: 78, 81–82, fig. 7.24 • *Reticulitermes guangzhouensis*; soldier described and figured; key. China: Hong Kong.
- Hua, 2000: 25 • *Reticulitermes guangzhouensis*; listed. China: Guangdong, Sichuan.
- Huang et al., 2000: 436–438, fig. 226 • *Reticulitermes (Frontotermes) guangzhouensis*; imago, soldier described and figured; key. China.
- Xing et al., 2001: 53–58 • *Reticulitermes guangzhouensis*; COII sequences; phylogeny.
- Ahmad and Akhtar, 2002: 18 • *Reticulitermes guangzhouensis*; catalog. China.
- Austin et al., 2002: 753–760 • *Reticulitermes guangzhouensis*; COII, DNA sequences; phylogeny.
- Austin et al., 2004a: 548–555 • *Reticulitermes guangzhouensis*; COII sequences; phylogeny.
- Park et al., 2006: 89–103 • *Reticulitermes guangzhouensis*; COII, COIII sequences; genetic distance; distribution.

🌐 DISTRIBUTION: Oriental Region—China: Guangdong, Guangxi, Hong Kong.

***Reticulitermes guilinensis* Li and Xiao, 1989**

***Reticulitermes guilinensis* Li and Xiao, 1989: 466–467, 476 (soldier), fig. 2.**

TYPE DATA: Holotype: GIEC soldier. Paratypes: GIEC soldiers.

TYPE LOCALITY: China: Guangxi: Guilin.

- Lin et al., 1994b: 3 • *Reticulitermes guilinensis*; checklist; distribution. China: Guangxi.
- Hua, 2000: 25 • *Reticulitermes guilinensis*; listed. China: Guangxi.
- Huang et al., 2000: 438–439, fig. 227 • *Reticulitermes (Frontotermes) guilinensis*; soldier described and figured; key. China.

🌐 DISTRIBUTION: Oriental Region—China: Guangxi.

***Reticulitermes guiyangensis* He and Qui, 1990**

***Reticulitermes guiyangensis* He and Qui, 1990: 13–14, 23 (soldier), figs. 24–29.**

TYPE DATA: Holotype: SIES soldier. Paratypes: SIES soldiers, workers.

TYPE LOCALITY: China: Guizhou Province [no specific locality cited].

- Zhu et al., 1993: 50 • *Heterotermes guiyangensis*; checklist; distribution; new combination. China.
- Hua, 2000: 25 • *Reticulitermes guiyangensis*; listed. China: Guizhou, Hunan, Sichuan.
- Huang et al., 2000: 368–369, fig. 174 • *Reticulitermes (Planifrontotermes) guiyangensis*; soldier described and figured; key. China.

🌐 DISTRIBUTION: Oriental Region—China: Guizhou, Hunan, Sichuan.

***Reticulitermes guizhouensis* Ping and Xu, 1987**

***Reticulitermes guizhouensis* Ping et al., 1987b: 118–119, 123 (soldier), fig. 1.**

TYPE DATA: Holotype: GIEC soldier. Paratypes: GIEC I. No. E7703 soldiers, workers, GIF soldiers, workers.

TYPE LOCALITY: China: Guizhou Province: Rongjiang County [25°N, 108°E].

- Huang et al., 1989: 334–335, fig. 226 • *Reticulitermes guizhouensis*; soldier described and figured; key. China: Guizhou.

- Gao et al., 1992a: 40 • *Reticulitermes guizhouensis*; checklist; distribution. China: Guizhou.
- Jiang et al., 1993: 13 • *Reticulitermes guizhouensis*; checklist; distribution. China: Guangxi.
- Zhu et al., 1993: 47 • *Reticulitermes guizhouensis*; checklist; distribution. China.
- Lin et al., 1994b: 3 • *Reticulitermes guizhouensis*; checklist; distribution. China: Guangxi.
- Hua, 2000: 25 • *Reticulitermes guizhouensis*; listed. China: Guizhou.
- Huang et al., 2000: 439–440, fig. 228 • *Reticulitermes (Frontotermes) guizhouensis*; soldier described and figured; key. China.
- Ahmad and Akhtar, 2002: 18 • *Reticulitermes guizhouensis*; catalog. China.

🌐 DISTRIBUTION: Oriental Region—China: Guizhou, Guangxi.

Reticulitermes gulinensis Gao, Pan, Ma, and Shi, 1982

Reticulitermes (Frontotermes) gulinensis Gao et al., 1982d: 301–302, 305 (imago, soldier), fig. 2 [The original paper cites Gao et al. after the new species name, indicating that all the authors of this paper, i.e., Gao, Pan, Ma, and Shi, are the authors of this species. However, subsequent authors incorrectly cite only “Gao et Ma” as the authors].

TYPE DATA: Holotype: SIES soldier, holomorphotype imago [no mention where the holotype is deposited; possibly SIES, where Gao has deposited other types, or it could be at NITN].

Paratypes: SIES imagoes, soldier, NITN imagoes, soldiers, CICC imagoes, soldiers, CITC imagoes, soldiers.

TYPE LOCALITY: China: Sichuan Province: Gulin.

- Gao and Lam, 1986: 82 • *Reticulitermes gulinensis*; checklist; distribution. China [not all authors cited].
- Huang et al., 1989: 328–329, fig. 220 • *Reticulitermes (Frontotermes) gulinensis*; imago, soldier described and figured; key. China: Sichuan [not all authors cited].
- Gao et al., 1992a: 40 • *Reticulitermes gulinensis*; checklist; distribution. China: Guizhou, Sichuan [not all authors cited].
- Jiang et al., 1993: 13 • *Reticulitermes gulinensis*; checklist; distribution. China: Guangxi.
- Zhu et al., 1993: 47 • *Reticulitermes gulinensis*; checklist; distribution. China [not all authors cited].
- Lin et al., 1994b: 3 • *Reticulitermes (Frontotermes) gulinensis*; checklist; distribution. China: Guangxi.
- Hua, 2000: 25 • *Reticulitermes gulinensis*; checklist; distribution. China: Guizhou, Jiangxi, Sichuan [not all authors cited].
- Huang et al., 2000: 440–442, fig. 229 • *Reticulitermes (Frontotermes) gulinensis*; imago, soldier described and figured; key. China [not all authors cited].
- Ahmad and Akhtar, 2002: 18 • *Reticulitermes gulinensis*; catalog. China [not all authors cited].

🌐 DISTRIBUTION: Oriental Region—China: Guangxi, Guizhou, Jiangxi, Sichuan.

Reticulitermes hageni Banks, 1920

Reticulitermes hageni Banks, 1920: 44–45 (imago, soldier).

TYPE DATA: Syntypes: USNM No. 21863 imagoes, soldiers, AMNH imagoes, MCZ No. 10538 imagoes.

TYPE LOCALITY: USA: Virginia: Falls Church.

- Dietz, 1921: 87 • *Reticulitermes hageni*; locality. USA: probably Indiana.
- Dietz and Snyder, 1924: 299 • *Reticulitermes hageni*; locality. USA: Indiana.
- Snyder, 1926g: 4 • *Reticulitermes hageni*; distribution. USA: southeast.
- Brown, 1930: 67–73 • *Reticulitermes hageni*; protozoa.

- Light, 1934d: 131 • *Reticulitermes hageni*; distribution. USA: District of Columbia, Florida, Illinois, Indiana, Maryland, South Carolina, Texas, Virginia [exclude Mexico].
- Snyder, 1934c: 194, fig. 61 • *Reticulitermes hageni*; swarming; distribution.
- Emerson, and Miller, 1943: 185, 187 • *Reticulitermes hageni*; key. USA: Florida.
- Emerson and Miller, 1944: 108, 109 • *Reticulitermes hageni*; key. USA: Florida.
- Miller and Miller, 1944: 104, 105, 106 • *Reticulitermes hageni*; biology; swarming. USA: Florida.
- Snyder, 1949a: 72 • *Reticulitermes hageni*; catalog; reference list. USA: Eastern states west to Kansas.
- Miller, 1949b: 11, 12, 21, 22, fig. 16 • *Reticulitermes hageni*; key; soldier figured; biology. USA: Florida.
- Lash, 1952: 3, 5 • *Reticulitermes hageni*; soldier measurements.
- Collins, 1959: 342, 344, 346, 347 ff. • *Reticulitermes hageni*; ecology.
- Springhetti, 1960: 378–382 • *Reticulitermes hageni*; male genital apparatus morphology.
- Mathur and Thapa, 1962a: 28 • *Reticulitermes hageni*; collection catalog. USA.
- Collins and Richards, 1963: 600–604 • *Reticulitermes hageni*; ecology.
- Springhetti, 1964b: 213, 216 • *Reticulitermes hageni*; seminal vesicles.
- Weesner, 1965: 33, 41, 42, 48, 52, fig. 13 • *Reticulitermes hageni*; key; characters, forewing figured; biology; swarming; distribution.
- Weesner, 1970: 504, 505 • *Reticulitermes hageni*; biology; flight records.
- Araujo, 1977c: 27 • *Reticulitermes hageni*; catalog. USA: from Texas to Oklahoma to Kansas and eastward from Illinois across Indiana, Ohio, and Pennsylvania up to coast of Maryland and New Jersey.
- Clément, 1978a: 138 • *Reticulitermes hageni*; characters; comparisons.
- Liang et al., 1979: 169–190 • *Reticulitermes hageni*; abdominal sternal gland segment morphology.
- Fontes, 1983: 139 • *Reticulitermes hageni*; additions and corrections to Araujo's catalog, 1977c.
- Howell et al., 1987: 119, 120 • *Reticulitermes hageni*; distribution. USA: Texas.
- Scheffrahn et al., 1988a: 616, 619, 622 • *Reticulitermes hageni*; checklist; swarming; pest; distribution. USA: Florida.
- Nutting, 1990a: 1026, 1030 • *Reticulitermes hageni*; key; distribution.
- Scheffrahn and Su, 1994: 467, 471, figs. 28–29, 48, 49 • *Reticulitermes hageni*; key; soldier, imago, forewing figured. USA: Florida.
- Hostettler et al., 1995: 119–129 • *Reticulitermes hageni*; measurements; morphometrics. USA: Florida.
- Pawson and Gold, 1996: 241–251 • *Reticulitermes hageni*; caste differentiation; number of eggs.
- Poole and Gentili, 1997: 494, 495 • *Reticulitermes hageni*; distribution. North America.
- Constantino, 1998b: 158 • *Reticulitermes hageni*; catalog. USA: Eastern Texas to eastern Kansas to New Jersey to Florida.
- Haverty et al., 1999a: 1–21 • *Reticulitermes hageni*; behavior; chemotaxonomy; cuticular hydrocarbons.
- Jenkins et al., 1999b: 161–172 • *Reticulitermes hageni*; mtDNA analysis.
- Polizzi and Forschler, 1999: 133–146 • *Reticulitermes hageni*; agonistic behavior; polyethism.
- Jenkins et al., 2000: 1525–1542 • *Reticulitermes hageni*; mtDNA, cuticular hydrocarbon analysis.
- Houseman et al., 2001: 673–685 • *Reticulitermes hageni*; ecology; foraging. Texas.
- Austin et al., 2002: 753–760 • *Reticulitermes hageni*; COII, DNA sequences; phylogeny.
- Messenger et al., 2002: 580–587 • *Reticulitermes hageni*; checklist; distribution. USA: Louisiana.
- Szalanski et al., 2003: 1514–1519 • *Reticulitermes hageni*; COII sequences.
- Wang et al., 2003: 533–542 • *Reticulitermes hageni*; ecology; distribution. USA: Mississippi.
- Austin et al., 2004a: 548–555 • *Reticulitermes hageni*; COII sequences; phylogeny.
- Austin et al., 2004b: 1–11 • *Reticulitermes hageni*; 16S rRNA sequences; phylogeny.
- Austin et al., 2004c: 152–158 • *Reticulitermes hageni*; 16s rRNA sequences; phylogeny.
- Austin et al., 2004d: 473–480 • *Reticulitermes hageni*; 16s rRNA sequences; phylogeny; distribution; USA: Arkansas, Louisiana.

- Brown (K.S.) et al., 2004: 1–9 • *Reticulitermes hageni*; distribution. Oklahoma.
- Foster et al., 2004: 95–101 • *Reticulitermes hageni*; mtDNA sequences; phylogeny.
- Lewis and Forschler, 2004a: 1242–1251 • *Reticulitermes hageni*; protozoa.
- Ye et al., 2004: 815–822 • *Reticulitermes hageni*; COII, 16S rRNA, 12S rRNA sequences; phylogeny.
- Brown et al., 2005: 277–284 • *Reticulitermes hageni*; measurements; identification; statistical analysis. USA: Oklahoma.
- Austin et al., 2006b: 427–445 • *Reticulitermes hageni*; 16S rRNA; DNA sequences.
- Heintschel et al., 2006: 63–84 • *Reticulitermes hageni*; labral morphology; 16S rRNA sequences.
- McKern et al., 2006: 541–542 • *Reticulitermes hageni*; mtDNA, 16S rRNA sequences; distribution. USA: Oregon.
- Szalanski et al., 2006: 301, 302, fig. 1 • *Reticulitermes hageni*; phylogeny; DNA sequences.
- Lewis and Forschler, 2006: 1028–1033 • *Reticulitermes hageni*; protozoa.
- Vargo and Carlson, 2006: 173–187 • *Reticulitermes hageni*; microsatellites; mtDNA sequences.
- Vargo et al., 2006b: 1101–1109 • *Reticulitermes hageni*; colony genetic structure; microsatellite.
- Cameron and Whiting, 2007: 188–202 • *Reticulitermes hageni*; entire mt. genome sequence; molecular diagnostics.
- Szalanski et al., 2008a: 95–106 • *Reticulitermes hageni*; 16S rRNA, DNA sequences. Arkansas.
- Szalanski et al., 2008b: 619–631 • *Reticulitermes hageni*; 16S DNA sequences; genetic variation. Florida.
- Wang (C.) et al., 2009: 1029–1036 • *Reticulitermes hageni*; 16S rRNA sequences; identification. USA: Indiana.
- Pinzon and Houseman, 2009: 868–880 • *Reticulitermes hageni*; DNA sequences; intraspecific variation; identification. USA: Missouri.
- Sillam-Dussès and Forschler, 2010: 135–147 • *Reticulitermes hageni*; mitochondrial DNA; COII sequences; comparison with an undescribed species from Georgia; phylogeny.

🌐 DISTRIBUTION: Nearctic Region—USA: Arkansas, Florida, Illinois, Indiana, Kansas, Kentucky, Louisiana, Maryland, Mississippi, Missouri, New Jersey, North Carolina, Oklahoma, Oregon, South Carolina, Tennessee, Texas, Virginia.

***Reticulitermes hainanensis* Tsai and Huang, 1977**

***Reticulitermes (Planifrontotermes) hainanensis* Tsai et al., 1977: 470–472, 474 (imago, soldier), fig. 3.**

TYPE DATA: Holotype: GIEC soldier. Paratypes: GIEC imagoes, soldiers, NAP imagoes, soldiers.

TYPE LOCALITY: China: Hainan Island.

- Tsai and Huang, 1983: 435, 436 • *Heterotermes hainanensis*; new combination.
- Gao and Lam, 1986: 82 • *Reticulitermes hainanensis*; checklist; distribution. China.
- Ping et al., 1987b: 117, 122 • *Reticulitermes hainanensis*; key. China: Guizhou.
- Huang et al., 1989: 376–378, fig. 266 • *Heterotermes hainanensis*; imago, soldier described and figured; key. China: Hainan.
- Gao et al., 1992a: 40 • *Reticulitermes hainanensis*; checklist; distribution. China: Fujian, Guangdong, Guangxi, Guizhou, Hunan, Jiangxi.
- Peng and Yin, 1992: 33, fig. 94 • *Heterotermes hainanensis*; imago, soldier described and figured. China: Yunnan.
- Huang and Han, 1993: 88–90, fig. 5 • *Heterotermes hainanensis*; imago, soldier described and figured. China: Fujian.
- Jiang et al., 1993: 14 • *Heterotermes hainanensis*; checklist; distribution. China: Guangxi.
- Zhu et al., 1993: 49 • *Heterotermes hainanensis*; checklist; distribution. China.
- Lin et al., 1994b: 4 • *Heterotermes hainanensis*; checklist; distribution. China: Guangxi.

- Huang and Li, 1999: 303, 305, fig. 10.44 • *Heterotermes hainanensis*; key; imago, soldier described and figured; distribution. China: Fujian.
- Hua, 2000: 25 • *Reticulitermes hainanensis*; listed. China: Fujian, Guangdong, Guangxi, Guizhou, Hainan, Hunan, Jiangxi, Zhejiang.
- Huang et al., 2000: 370–371, fig. 175 • *Reticulitermes (Planifrontotermes) hainanensis*; imago, soldier described and figured; key. China.
- Ahmad and Akhtar, 2002: 15 • *Heterotermes hainanensis*; catalog. China.
- Zhang et al., 2005: 582–587 • *Heterotermes hainanensis*; cuticular hydrocarbons.
- Maiti, 2006: 118, fig. 62 • *Heterotermes hainanensis*; key; synonymy; soldier described and figured; distribution. China.

🌐 DISTRIBUTION: Oriental Region—China: Fujian, Guangdong, Guangxi, Guizhou, Hainan, Hunan, Jiangxi, Zhejiang.

†*Reticulitermes hartungi* (Heer, 1858)

†*Termes hartungi* Heer, 1858: 181.

TYPE DATA: Lectotype: ZTI imago [reference to Radoboj, Croatia in the bibliography probably an error, according to Emerson, 1971].

LECTOTYPE DESIGNATION: Emerson, 1971: 286, 287.

TYPE LOCALITY: Germany: Baden: Oeningen: Upper Miocene shale.

- Hagen, 1858c: 181 • *Termes Hartungi*; nomen nudum.
- Heer, 1865: 360, 366, 368, fig. 230 • *Termes hartungi*; imago figured.
- Heer, 1876b: 14, 22 • *Termes Hartungi*; mentioned. Switzerland.
- Handlirsch, 1907: 700 • “*Termes*” *Hartungi*; listed; synonymy.
- Rosen, 1913a: 326 • *Leucotermes Hartungi*; remarks; new combination.
- Pongrácz, 1917: 35 • *Termes Hartungi*; discussion.
- Snyder, 1925d: 160, chart 1 • *Leucotermes Hartungi*; also as *Leucotermes “Termes” hartungi*; discussion.
- Snyder, 1926g: 3 • *Leucotermes hartungi*; listed; locality. Germany: Miocene.
- Pongrácz, 1926: pl. 5 • *Eutermes Hartungi*; phylogeny.
- Pongrácz, 1931: 106–107 • *Leucotermes Hartungi*; phylogeny; paleontology.
- Statz, 1939: table 4 • *Leucotermes hartungi*; listed; paleontology.
- Armbruster, 1941: 26, 41 • *Leucotermes (Reticulitermes) hartungi*; discussion; synonymy; also as *Leucotermes hartungi*.
- Snyder, 1949a: 364 • *Heterotermes hartungi*; catalog; reference list; new combination. Croatia: Miocene.
- Emerson, 1965: 28 • *Reticulitermes hartungi*; remarks; new combination.
- Emerson, 1971: 286–287 • *Reticulitermes hartungi*; imago described; synonymy; paleontology; locality. Germany: Miocene.
- Weidner, 1971: 45 • *Leucotermes hartungi*; discussion.
- Burnham, 1978: 90 • *Heterotermes hartungi*; listed.
- Weidner, 1979: 93–94 • *Reticulitermes hartungi*; measurements; listed.
- Weidner and Riou, 1986: 354–358, figs. 10–12 • *Reticulitermes hartungi*; imago described and figured; synonymy. France: Miocene.
- Balazuc, 1989: 242 • *Reticulotermes [sic] hartungi*; listed; distribution. France: mid-Pliocene: Saint Bauzile.
- Nel and Paicheler, 1993: 156 • *Reticulitermes hartungi*; type data; paleontology; distribution.

🌐 DISTRIBUTION: Palaearctic Region—Germany.

✳️ FOSSIL RECORD: Cenozoic–Neogene: Miocene.

Reticulitermes hesperus* Banks, 1920**Reticulitermes hesperus* Banks, 1920: 50–51 (imago, soldier).**

TYPE DATA: Holotype: USNM No. 21864 winged imago. Paratypes: USNM imagoes, soldiers, AMNH imagoes, MCZ imago, AMNH imago [not type locality].

TYPE LOCALITY: USA: California: San Bernardino Mountains: Little Bear Lake.

- Hagen, 1877: 73 • *Termes flavipes* [misidentification]; listed.
- Snyder, 1925d: 152 • *Reticulitermes hesperus*; discussion.
- Snyder, 1926g: 4 • *Reticulitermes hesperus*; distribution. USA: Pacific Coast.
- Light, 1929a: 6, figs. 4, 7 • *Reticulitermes hesperus*; soldier figured; colony in nest figured.
- Brown, 1930: 67–73 • *Reticulitermes hesperus*; protozoa.
- Brown, 1931: 291–300 • *Reticulitermes hesperus*; protozoa.
- Kirby, 1932: 406, 442 • *Reticulitermes hesperus*; protozoa.
- Pickens, 1932: 170–180 • *Reticulitermes hesperus*; biology; secondary queens.
- Hendee, 1934: 105–115 • *Reticulitermes hesperus*; fungi.
- Light, 1934d: 131 • *Reticulitermes hesperus*; distribution. Canada: British Columbia; USA: California, Idaho, Nevada, Oregon, Washington.
- Pickens, 1934a: 157–183 • *Reticulitermes hesperus*; biology; distribution.
- Jucci, 1937: 305 • *Reticulitermes hesperus*; distribution.
- Spencer, 1937: 42 • *Reticulitermes hesperus*; distribution. Canada: British Columbia.
- Spencer, 1945: 21 • *Reticulitermes hesperus*; distribution. Canada: British Columbia.
- Snyder, 1949a: 73 • *Reticulitermes hesperus*; catalog; reference list. Canada: British Columbia; Vancouver; USA: California, Nevada, Oregon, Washington.
- Lash, 1952: 3, 5 • *Reticulitermes hesperus*; listed.
- Pickens, 1954: 71–74 • *Reticulitermes hesperus*; castes; development; supplementary reproductives.
- Light and Weesner, 1955b: 347–354 • *Reticulitermes hesperus*; colony development.
- Weesner, 1956: 253–314, figs. 1–14, pls. 36–38 • *Reticulitermes hesperus*; colony foundation and development.
- Pierce, 1958: 21 • *Reticulitermes hesperus*; discussion.
- Springhetti, 1960: 378–382 • *Reticulitermes hesperus*; male genital apparatus morphology.
- Harris, 1961a: 114, 136, 143, 156, 161 • *Reticulitermes hesperus*; damage; distribution.
- Becker and Seifert, 1962: 276 • *Reticulitermes hesperus*; nest material chemistry.
- Mathur and Thapa, 1962a: 28 • *Reticulitermes hesperus*; collection catalog. USA.
- Springhetti, 1964b: 213, 216 • *Reticulitermes hesperus*; seminal vesicles.
- Weesner, 1965: 12, 13, 14, 15, 20, 24, 40, 53, 55, 56, figs. 7, 8 • *Reticulitermes hesperus*; key; characters; biology; swarming; distribution.
- Gay, 1967: 12, 27 • *Reticulitermes hesperus*; distribution; intercepted in USA: Hawaii.
- Gisler, 1967: 120 • *Reticulitermes hesperus?*; listed; protozoa.
- Smythe et al., 1967b: 8–9 • *Reticulitermes hesperus*; chemical attractants; fungi.
- Becker, 1970a: 183–216 • *Reticulitermes hesperus*; biology; ecology. Canada: British Columbia; USA: California.
- Weesner, 1970: 496, 499 • *Reticulitermes hesperus*; biology.
- Nishimoto, 1973: 16 • *Reticulitermes hesperus*; distribution and introductions.
- Sen-Sarma et al., 1975: 71 • *Reticulitermes hesperus*; mention. USA [Europe incorrect].
- Araujo, 1977c: 27 • *Reticulitermes hesperus*; catalog. Canada; Mexico; USA: California, north to Oregon and Washington, east to Nevada and Idaho.
- Williams, 1977: 122 • *Reticulitermes hesperus*; pest; ecology; distribution by vegetation zones.
- Clément, 1978a: 138 • *Reticulitermes hesperus*; characters; comparisons.
- Kevan, 1978: 315, 316 • *Reticulitermes hesperus*; distribution. Canada: British Columbia.
- Liang et al., 1979: 169–190 • *Reticulitermes hesperus*; abdominal sternal gland segment morphology.
- Becker, 1981: 283–288 • *Reticulitermes hesperus*; behavior.
- Roonwal, 1984: 25 • *Reticulitermes hesperus*; male genital organ described.

- Vickery, 1985: 71, 74–75 • *Reticulitermes hesperus*; key; characters; biology; distribution. Canada: British Columbia; USA: California.
- Grace et al., 1988: 653–667 • *Reticulitermes hesperus*; pheromones; trail following; orientation.
- Jones et al., 1988: 106 • *Reticulitermes hesperus*; biology; dispersal flight; sex ratios.
- Nutting, 1990a: 1027, 1030 • *Reticulitermes hesperus*; key; distribution.
- Haverty et al., 1991a: 15–23 • *Reticulitermes hesperus*; chemotaxonomy; cuticular hydrocarbons.
- Haverty et al., 1991b: 51–76 • *Reticulitermes hesperus*; chemotaxonomy; cuticular hydrocarbons.
- Smith and Rust, 1993: 217–224 • *Reticulitermes hesperus*; survival; temperature; humidity.
- Smith and Rust, 1994: 313–323 • *Reticulitermes hesperus*; foraging; temperature preferences.
- Grace et al., 1995a: 501–505 • *Reticulitermes hesperus*; behavior; trail pheromone.
- Haagsma and Rust, 1995: 1520–1528 • *Reticulitermes hesperus*; colony size; foraging.
- Cabrera and Camousseight, 1997: pp. not known • *Reticulitermes hesperus*; distribution. Chile.
- Haverty and Nelson, 1997: 869–880 • *Reticulitermes hesperus*; chemotaxonomy; cuticular hydrocarbons.
- Poole and Gentili, 1997: 495, 496 • *Reticulitermes hesperus*; distribution. North America.
- Constantino, 1998b: 158 • *Reticulitermes hesperus*; catalog. USA: California; southwestern Canada to northwestern Mexico.
- Keller, 1998: 241 • *Reticulitermes hesperus*; queen life span.
- Sands, 1998: 73 • *Reticulitermes hesperus*; locality. USA.
- Camousseight, 1999: pp. not known • *Reticulitermes hesperus*; distribution. Chile.
- Haverty et al., 1999b: 269–277 • *Reticulitermes hesperus*; behavior; chemotaxonomy; cuticular hydrocarbons.
- Méndez-Montiel and Equihua-Martínez, 2001: 173–187 • *Reticulitermes hesperus*; checklist; diversity; distribution. Mexico.
- Austin et al., 2002: 753–760 • *Reticulitermes hesperus*; COII, DNA sequences; phylogeny.
- Austin et al., 2004a: 548–555 • *Reticulitermes hesperus*; COII sequences; phylogeny.
- Ye et al., 2004: 815–822 • *Reticulitermes hesperus*; COII, 16S rRNA, 12S rRNA sequences; phylogeny.
- Copren et al., 2005: 689–700 • *Reticulitermes hesperus*; cuticular hydrocarbons; COII sequences; phylogeny. Western USA.
- Matsuura, 2005: 53–61 • *Reticulitermes hesperus*; termite-fungi interaction; symbiosis; mimicry.
- Szalanski et al., 2006: 301, 302, fig. 1 • *Reticulitermes hesperus*; phylogeny; DNA sequences.
- Tripodi et al., 2006: 697–706 • *Reticulitermes hesperus*; mtDNA sequences; genetic variation; distribution.
- Copren, 2007: 1–5 • *Reticulitermes hesperus*; microsatellite loci; DNA analysis; population structure.

🌐 DISTRIBUTION: Nearctic Region—Canada: British Columbia; Mexico; USA: California, Idaho, Nevada, Oregon, Washington. ♦ Neotropical Region—Chile.

†*Reticulitermes holmgreni* (Statz, 1939)

†*Termes holmgreni* Statz, 1939: 18–19 (imago), table 4, pl. 8: fig. 36, pl. 9: figs. 37–38 [described as “*Termes*” *holmgreni*].

TYPE DATA: Holotype: LACM imago.

TYPE LOCALITY: Germany: Rott (east of Bonn).

- Armbruster, 1941: 26 • *Leucotermes holmgreni*; new combination; discussion.
- Snyder, 1949: 370 • “*Termes*” *holmgreni*; catalog; uncertain position.
- Emerson, 1971: 282–284, fig. 7 • *Reticulitermes holmgreni*; imago described and figured; synonymy; paleontology; locality; new combination. Germany: Oligocene.
- Sphon, 1973: 22 • *Termes holmgreni*; collection catalog; types listed.
- Weidner, 1979: 93 • *Reticulitermes holmgreni*; measurements; listed.

- Weidner and Riou, 1986: 357–358 • *Reticulitermes holmgreni*; discussion.
- Nel and Paicheler, 1993: 155–156 • *Reticulitermes holmgreni*; type data; paleontology; distribution.

†*Termes adustus* Statz, 1939: 20–21 (imago), table 4, pl. 10: figs. 47–48 [described as “*Termes*” *adustus*].

TYPE DATA: Holotype: LACM imago.

TYPE LOCALITY: Germany: Rott (east of Bonn).

- Armbruster, 1941: 26 • *Leucotermes adustus*; new combination; discussion.
- Snyder, 1949: 369 • “*Termes*” *adustus*; catalog; uncertain position.
- Emerson, 1971: 282 • *Termes adustus*; synonymized with *holmgreni*.
- Sphon, 1973: 21 • *Termes adustus*; collection catalog; types listed.

†*Termes aethiops* Statz, 1939: 19 (imago), table 4, pl. 9: figs. 39–40 [described as “*Termes*” *aethiops*].

TYPE DATA: Holotype: LACM imago.

TYPE LOCALITY: Germany, Rott (east of Bonn).

- Snyder, 1949: 369 • “*Termes*” *aethiops*; catalog; uncertain position.
- Emerson, 1971: 282 • *Termes aethiops*; synonymized with *holmgreni*.
- Sphon, 1973: 21 • *Termes aethiops*; collection catalog; types listed.

†*Termes atomus* Statz, 1939: 21 (imago), table 4, pl. 10: figs. 49–50 [described as “*Termes*” *atomus*].

TYPE DATA: Holotype: LACM imago.

TYPE LOCALITY: Germany: Rott (east of Bonn).

- Armbruster, 1941: 26, 32 • *Leucotermes atomus*; new combination; discussion.
- Snyder, 1949: 369 • “*Termes*” *atomus*; catalog; uncertain position.
- Emerson, 1971: 282 • *Termes atomus*; synonymized with *holmgreni*.
- Sphon, 1973: 21 • *Termes atomus*; collection catalog; types listed.

†*Termes blandus* Statz, 1939: 19–20 (imago), table 4, pl. 9: figs. 41–42 [described as “*Termes*” *blandus*].

TYPE DATA: Syntypes: LACM imagoes [Emerson, 1971: 284 calls these holotype and paratype].

TYPE LOCALITY: Germany: Rott (east of Bonn).

- Armbruster, 1941: 32 • “*Termes*” *blandus*; discussion.
- Snyder, 1949: 369 • “*Termes*” *blandus*; catalog; uncertain position.
- Emerson, 1971: 282 • *Termes blandus*; synonymized with *holmgreni*.
- Sphon, 1973: 21 • *Termes blandus*; collection catalog; types listed.

†*Termes concinnus* Statz, 1939: 20 (imago), table 4, pl. 10: figs. 43–44 [described as “*Termes*” *concinnus*].

TYPE DATA: Holotype: LACM imago.

TYPE LOCALITY: Germany: Rott (east of Bonn).

- Armbruster, 1941: 23, 28 • “*Termes*” *concinnus*; discussion.
- Snyder, 1949: 369 • “*Termes*” *concinnus*; catalog; uncertain position.
- Emerson, 1971: 282 • *Termes concinnus*; synonymized with *holmgreni*.
- Sphon, 1973: 21 • *Termes concinnus*; collection catalog; types listed.

†*Termes contractulus* Statz, 1939: 20 (imago), table 4, pl. 10: figs. 45–46 [described as “*Termes*” *contractulus*].

TYPE DATA: Holotype: LACM imago.

TYPE LOCALITY: Germany: Rott (east of Bonn).

- Snyder, 1949: 369 • “*Termes*” *contractulus*; catalog; uncertain position.
- Emerson, 1971: 282 • *Termes contractulus*; synonymized with *holmgreni*.
- Sphon, 1973: 22 • *Termes contractulus*; collection catalog; types listed.

🌐 DISTRIBUTION: Palaearctic Region—Germany.

✳️ FOSSIL RECORD: Cenozoic–Palaeogene: Oligocene.

Reticulitermes huangi Krishna, 2013

Reticulitermes huangi Krishna et al., this work • **nomen novum** for *Tsaitermes hunanensis* Li and Ping, 1983, now *Reticulitermes hunanensis*, a name preoccupied by *Reticulitermes (Planifrontotermes) hunanensis* Tsai and Peng, 1980.

- Gao and Lam, 1986: 82 • *Tsaitermes hunanensis*; checklist; distribution. China.
- Huang et al., 1989: 302–304, fig. 199 • *Tsaitermes hunanensis*; imago, soldier described and figured; key. China: Guangxi, Hunan.
- Gao et al., 1992a: 42 • *Tsaitermes hunanensis*; checklist; distribution. China: Guangxi, Hunan.
- Peng and Yin, 1992: 78–79, fig. 82 • *Tsaitermes hunanensis*; imago, soldier described; soldier figured. China: Hunan.
- Jiang et al., 1993: 13 • *Tsaitermes hunanensis*; checklist; distribution. China: Guangxi.
- Lin et al., 1994b: 2 • *Tsaitermes hunanensis*; checklist; distribution. China: Guangxi.
- Hua, 2000: 26 • *Tsaitermes hunanensis*; listed. China: Guangxi, Hunan.
- Huang et al., 2000: 493–495, fig. 269 • *Tsaitermes hunanensis*; imago, soldier described and figured; key. China: Hunan.
- Ahmad and Akhtar, 2002: 18 • *Reticulitermes hunanensis*; new combination; catalog. China.

Tsaitermes hunanensis Li and Ping, 1983b: 240–241, 244 (imago, soldier), figs. 1, 2 [secondary homonym of *Reticulitermes (Planifrontotermes) hunanensis* Tsai and Peng 1980].

TYPE DATA: Holotype: GIEC 3943, 3999 ?soldier [no mention of which caste is the type].

Paratypes: GIEC imagoes, soldiers.

TYPE LOCALITY: China: Hunan Province: Yizhang County: Mang Mt. [24°57'N, 112°59'E].

🌐 DISTRIBUTION: Oriental Region—China: Guangxi, Hunan.

Reticulitermes huapingensis Li, 1980

Reticulitermes (Frontotermes) huapingensis Li, 1980: 308–309 (imago, soldier), figs. 1–4.

TYPE DATA: Holotype: GIEC ?soldier [no mention of which caste is the type]. Paratypes: GIEC imagoes, soldiers.

TYPE LOCALITY: China: Guangxi: Huaping Forest.

- Gao and Lam, 1986: 82 • *Reticulitermes huapingensis*; checklist; distribution. China.
- Ping et al., 1987b: 118, 123 • *Reticulitermes huapingensis*; key. China: Guizhou.v
- Huang et al., 1989: 327, fig. 219 • *Reticulitermes (Frontotermes) huapingensis*; imago, soldier described and figured; key. China: Guangxi.

- Gao et al., 1992a: 40 • *Reticulitermes huapingensis*; checklist; distribution. China: Guizhou, Guangdong.
- Zhu et al., 1993: 46 • *Reticulitermes huapingensis*; checklist; distribution. China.
- Lin et al., 1994b: 3 • *Reticulitermes (Frontotermes) huapingensis*; checklist; distribution. China: Guangxi.
- Huang and Li, 1999: 288, 299, fig. 1.34 • *Reticulitermes huapingensis*; key; imago, soldier described and figured; distribution. China: Fujian.
- Hua, 2000: 25 • *Reticulitermes huapingensis*; listed. China: Fujian, Guangdong, Guangxi, Guizhou, Hubei.
- Huang et al., 2000: 442–443, fig. 230 • *Reticulitermes (Frontotermes) huapingensis*; imago, soldier described and figured; key. China.
- Ahmad and Akhtar, 2002: 18 • *Reticulitermes huapingensis*; catalog. China.

🌐 DISTRIBUTION: Oriental Region—China: Fujian, Guangdong, Guangxi, Guizhou, Hubei.

***Reticulitermes hubeiensis* Ping and Huang, 1992**

Reticulitermes hubeiensis Ping et al., 1992b: 335–336, 338 (soldier), figs. 10–14.

TYPE DATA: Holotype: GIEC I. No. E 10084 soldier. Paratypes: GIEC soldiers, workers.

TYPE LOCALITY: China: Hubei Province: Chongyang [29°5'N, 114°0'E].

- Huang et al., 2000: 371–372, fig. 176 • *Reticulitermes (Planifrontotermes) hubeiensis*; soldier described and figured; key. China.
- Ahmad and Akhtar, 2002: 18 • *Reticulitermes hubeiensis*; catalog. China.

🌐 DISTRIBUTION: Oriental Region—China: Hubei.

***Reticulitermes hunanensis* Tsai and Peng, 1980**

Reticulitermes (Planifrontotermes) hunanensis Tsai et al., 1980: 298–299, 302 (imago, soldier), figs. 1, 2.

TYPE DATA: Holotype: NAP soldier. Paratypes: NAP soldiers workers [no mention of the imago being included in the paratype series], IFH soldiers, workers.

TYPE LOCALITY: China: Hunan Province: Yizhang.

- Gao et al., 1982d: 299 • *Reticulitermes (Planifrontotermes) hunanensis*; listed.
- Tsai and Huang, 1983: 435, 436 • *Heterotermes hunanensis*; listed; new combination.
- Gao and Lam, 1986: 82 • *Reticulitermes hunanensis*; checklist; distribution. China.
- Huang et al., 1989: 380–381, fig. 269 • *Heterotermes hunanensis*; soldier described and figured; key. China: Hunan.
- Gao et al., 1992a: 40 • *Reticulitermes hunanensis*; checklist; distribution. China: Guizhou, Hunan.
- Peng and Yin, 1992: 33, fig. 95 • *Heterotermes hunanensis*; imago, soldier described and figured. China: Hunan.
- Zhu et al., 1993: 50 • *Heterotermes hunanensis*; checklist; distribution. China.
- Lin et al., 1994b: 4 • *Heterotermes hunanensis*; checklist; distribution. China: Guangxi.
- Huang and Han, 1997: 108–109, fig. 6 • *Heterotermes hunanensis*; soldier described and figured. China.
- Huang and Li, 1999: 303, 305, fig. 10.45 • *Heterotermes hunanensis*; key; soldier described and figured; distribution. China: Fujian.
- Hua, 2000: 25 • *Reticulitermes hunanensis*; listed. China: Fujian, Guangxi, Guizhou, Hubei, Hunan, Sichuan.
- Huang et al., 2000: 372–374, fig. 177 • *Reticulitermes (Planifrontotermes) hunanensis*; imago, soldier described; soldier figured; key. China.

- Ahmad and Akhtar, 2002: 15 • *Heterotermes hunanensis*; catalog. China.
- Maiti, 2006: 118, fig. 63 • *Heterotermes hunanensis* [also incorrectly cited as *hainanensis*]; key; synonymy; soldier described and figured; distribution. China.

🌐 DISTRIBUTION: Oriental Region—China: Fujian, Guangxi, Guizhou, Hubei, Hunan, Sichuan.

***Reticulitermes hypsofrons* Ping and Li, 1981**

***Reticulitermes hypsofrons* Ping et al., 1981b: 180–182, 188 (imago, soldier), fig. 1.**

TYPE DATA: Holotype: GIEC soldier. Paratypes: FIB imagoes, soldiers, workers, GIEC imagoes, soldiers, workers.

TYPE LOCALITY: China: Fujian: Dazhulan, Jianyang Xian.

- Gao and Lam, 1986: 82 • *Reticulitermes hypsofrons*; checklist; distribution. China.
- Huang et al., 1989: 357–358, fig. 247 • *Reticulitermes (Frontotermes) hypsofrons*; imago, soldier described and figured; key. China: Fujian.
- Gao et al., 1992a: 40 • *Reticulitermes hypsofrons*; checklist; distribution. China: Fujian.
- Huang and Li, 1999: 289, 294–295, fig. 10.28 • *Reticulitermes (Frontotermes) hypsofrons*; key; imago, soldier described and figured; distribution. China: Fujian.
- Hua, 2000: 25 • *Reticulitermes hypsofrons*; listed. China: Fujian.
- Huang et al., 2000: 443–445, fig. 231 • *Reticulitermes (Frontotermes) hypsofrons*; imago, soldier described and figured; key. China.

🌐 DISTRIBUTION: Oriental Region—China: Fujian.

***Reticulitermes jianfenglingensis* Ping and Xu, 1995 [nomen nudum]**

***Reticulitermes jianfenglingensis* Gu et al., 1995: 648 [nomen nudum].**

🌐 DISTRIBUTION: Oriental Region—China.

***Reticulitermes jiangchengensis* Yang, Zhu, and Huang, 1992**

***Reticulitermes (Frontotermes) jiangchengensis* Yang et al., 1992: 123–125, 130 (imago, soldier), figs. 1–12.**

TYPE DATA: Holotype: KIZK 90 IV 24 038 soldier. Paratypes: KIZK imagoes, soldiers, workers.

TYPE LOCALITY: China: Yunnan: Autonomous County of Jiangcheng: Kangping.

- Huang et al., 2000: 445–447, fig. 232 • *Reticulitermes (Frontotermes) jiangchengensis*; imago, soldier described and figured; key. China.
- Ahmad and Akhtar, 2002: 18 • *Reticulitermes jiangchengensis*; catalog. China.

🌐 DISTRIBUTION: Oriental Region—China: Yunnan.

***Reticulitermes kanmonensis* Takematsu, 1999**

***Reticulitermes kanmonensis* Takematsu, 1999b: 237–238 (imago, soldier, worker), figs. 4, 8, 14.**

TYPE DATA: Holotype: KUEL soldier. Paratypes: KUEL imagoes, soldiers, workers, KUEL soldiers, workers, KUEL soldiers, workers.

TYPE LOCALITY: Japan: Yamaguchi Province: Atsugi.

- Hayashi et al., 2002: 518–520 • *Reticulitermes kanmonensis*; microsatellites.
- Kitade and Hayashi, 2002: 197–201 • *Reticulitermes kanmonensis*; characters; comparisons; protozoa; distribution. Japan.
- Kitade et al., 2004: 1–8 • *Reticulitermes kanmonensis*; ecology; colony foundation; mitochondrial genes.
- Park et al., 2006: 89–103 • *Reticulitermes kanmonensis*; COII, COIII sequences; genetic distance; distribution.
- Matsuura, 2006c: 565–574 • *Reticulitermes kanmonensis*; soldier; sex ratio; sexual dimorphism.

🌐 DISTRIBUTION: Palaearctic Region—Japan.

***Reticulitermes khaoyaiensis* Sornnuwat, Vongkaluang, and Takematsu, 2004 [nomen nudum]**

***Reticulitermes khaoyaiensis* Sornnuwat et al., 2004: 362 [nomen nudum].**

- Park et al., 2006: 89–103 • *Reticulitermes khaoyaiensis*; COII, COIII sequences; genetic distance; distribution.

🌐 DISTRIBUTION: Oriental Region—Thailand.

***Reticulitermes labralis* Hsia and Fan, 1965**

***Reticulitermes labralis* Hsia and Fan, 1965: 372–374, 382 (imago, soldier), fig. 22.**

TYPE DATA: Holotype: SIES ?soldier [not specifically stated that the soldier is the holotype].

Paratypes: SIES imagoes, soldiers, workers.

TYPE LOCALITY: China: Shanghai.

- Harris, 1970b: 311 • *Reticulitermes labralis*; distribution. China.
- Hsia and Fan, 1970: 66–69, fig. 22 • *Reticulitermes labralis*; imago, soldier described and figured; biology. China [English translation of Hsia and Fan, 1965].
- Tsai et al., 1977: 468 • *Reticulitermes labralis*; cited as a synonym of *chinensis*.
- Gao et al., 1982d: 299 • *Reticulitermes (Planifrontotermes) labralis*; listed.
- Gao et al., 1982b: 138 • *Reticulitermes (Planifrontotermes) labralis*; distribution. China: Jiangsu.
- Gong et al., 1982: 282 • *Reticulitermes labralis*; distribution. China: Sichuan.
- Wang and Li, 1984: 67 • *Reticulitermes labralis*; listed. China.
- Gao and Lam, 1986: 67, 69, fig. 3 • *Reticulitermes (Planifrontotermes) labralis*; imago, soldier figured; key; checklist. China: Hong Kong. *Reticulitermes labralis*; checklist; distribution. China.
- Huang et al., 1989: 371–373, fig. 263 • *Reticulitermes (Planifrontotermes) chinensis*; imago, soldier described and figured; key. China [*labralis* cited as a synonym].
- Chen and Xu, 1992: 10, 12 • *Reticulitermes labralis*; checklist; distribution. China: Anhui Province.
- Gao and Chen, 1992a: 2 • *Reticulitermes labralis*; locality. China.
- Gao et al., 1992a: 40 • *Reticulitermes labralis*; checklist; distribution. China: Anhui, Guangdong, Henan, Hong Kong, Hubei, Jiangsu, Jiangxi, Shaanxi, Sichuan.
- Zhang, 1993: 267 • *Reticulitermes labralis*; locality. China.
- Gao, 1995a: 1 • *Reticulitermes labralis*; checklist. China: Hong Kong.
- Gao et al., 1996: 78, 82–83, fig. 7.25 • *Reticulitermes labralis*; soldier described and figured; key. China: Hong Kong.
- Huang et al., 2000: 374–375, fig. 178 • *Reticulitermes (Planifrontotermes) labralis*; imago, soldier described and figured; key. China.
- Xing et al., 2001: 53–58 • *Reticulitermes labralis*; COII sequences; phylogeny.
- Ahmad and Akhtar, 2002: 18 • *Reticulitermes labralis*; catalog. China.

- Austin et al., 2002: 753–760 • *Reticulitermes labralis*; COII, DNA sequences; phylogeny.
- Austin et al., 2004a: 548–555 • *Reticulitermes labralis*; COII sequences; phylogeny.
- Zhang et al., 2005: 582–587 • *Reticulitermes labralis*; cuticular hydrocarbons.
- Long et al., 2009: 411–430 • *Reticulitermes labralis*; ISSR, COII sequences; genetic diversity. China.

🌐 DISTRIBUTION: Oriental Region—China: Guangdong, Hong Kong, Hubei, Jiangsu, Jiangxi, Shanghai, Sichuan. ♦ Palaeartic Region—China: Anhui, Henan, Shaanxi.

Reticulitermes largus Li and Ma, 1984

Reticulitermes (Planifrontotermes) largus Li and Ma, 1984: 163–164 (soldier), fig. 1.

TYPE DATA: Holotype: GIEC soldier. Paratypes: GIEC soldiers.

TYPE LOCALITY: China: Fujian: Meihuashan, Liancheng.

- Huang et al., 1989: 388–389, fig. 277 • *Heterotermes largus*; soldier described and figured; key; new combination. China: Fujian.
- Gao et al., 1992a: 40 • *Reticulitermes largus*; checklist; distribution. China: Guangdong.
- Huang and Li, 1999: 303, 304, fig. 10.43 • *Heterotermes largus*; key; soldier described and figured; distribution. China: Fujian.
- Hua, 2000: 25 • *Reticulitermes largus*; listed. China: Fujian.
- Huang et al., 2000: 375–376, fig. 179 • *Reticulitermes (Planifrontotermes) largus*; soldier described and figured; key. China.
- Ahmad and Akhtar, 2002: 16 • *Heterotermes largus*; catalog. China.

🌐 DISTRIBUTION: Oriental Region—China: Fujian, Guangdong.

Reticulitermes latilabris Ping, 1986

Reticulitermes latilabris Ping, 1986: 65–66 (queen, soldier, worker), fig. 4.

TYPE DATA: Holotype: GIEC soldier. Paratypes: GIEC queen, soldiers, workers.

TYPE LOCALITY: China: Guangxi Province: Jinxiu, Dayaoshan.

- Gao et al., 1992a: 40 • *Reticulitermes latilabris*; checklist; distribution. China: Guangxi.
- Lin et al., 1994b: 3 • *Reticulitermes latilabris*; checklist; distribution. China: Guangxi.
- Hua, 2000: 25 • *Reticulitermes latilabris*; listed. China: Guangxi.
- Huang et al., 2000: 376–378, fig. 180 • *Reticulitermes (Planifrontotermes) latilabrum* [sic]; imago, soldier described and figured; key. China.

🌐 DISTRIBUTION: Oriental Region—China: Guangxi.

†*Reticulitermes laurae* Pierce, 1958

†*Reticulitermes laurae* Pierce, 1958: 20–21 (imago), figs. 3, 8, 10.

TYPE DATA: Holotype: LACM No. S 9095 imago. Paratypes: LACM imago, LACM imagoes [not type locality].

TYPE LOCALITY: USA: California: San Bernardino County: Calico Mountains, Site 16 (LACMIP 363), NW 1/4 Sect. 19, borax mine dump, ca. 2900 ft.

- Emerson, 1971: 285–286, figs. 8–9 • *Reticulitermes laurae*; wings described and figured; synonymy; paleontology; locality. USA: California: Miocene.
- Sphon, 1973: 21 • *Reticulitermes laurae*; collection catalog; types listed.

- Araujo, 1977c: 71 • *Reticulitermes laurae*; catalog. USA: Colorado: Calico Mountains: Miocene.
- Burnham, 1978: 90 • *Reticulitermes laurae*; listed.
- Nel and Paicheler, 1993: 156 • *Reticulitermes laurae*; type data; paleontology; distribution.
- Fontes and Vulcano, 1998: 283 • *Reticulitermes laurae*; fossil catalog. New World.
- Fontes and Vulcano, 2004: 353 • *Reticulitermes laurae*; fossil catalog. New World.

†*Reticulitermes tibialis dubitans* Pierce, 1958: 21 (imago), fig. 4.

TYPE DATA: Holotype: LACM imago.

TYPE LOCALITY: USA: California: San Bernardino County: Calico Mountains, Site 16 (LACMIP 363), NW 1/4 Sect. 19, borax mine dump, ca. 2900 ft.

— Emerson, 1971: 285 • *Reticulitermes tibialis dubitans*; synonymized with *laurae*.

🌐 DISTRIBUTION: Nearctic Region—USA: California.

* FOSSIL RECORD: Cenozoic–Neogene: Miocene.

***Reticulitermes leiboensis* Gao and Xia, 1983**

Reticulitermes leiboensis Gao et al., 1983: 195–197, 198 (soldier), figs. 7–11.

TYPE DATA: Holotype: SIES soldier. Paratypes: SIES soldiers, NITN soldiers, CICC soldiers.

TYPE LOCALITY: China: Sichuan Province: Leibo.

- Gao and Lam, 1986: 82 • *Reticulitermes leiboensis*; checklist; distribution. China.
- Huang et al., 1989: 361, fig. 251 • *Reticulitermes (Planifrontotermes) leiboensis*; soldier described and figured; key. China: Sichuan.
- Gao et al., 1992a: 40 • *Reticulitermes leiboensis*; checklist; distribution. China: Sichuan.
- Hua, 2000: 25 • *Reticulitermes leiboensis*; listed. China: Sichuan.
- Huang et al., 2000: 378–379, fig. 181 • *Reticulitermes (Planifrontotermes) leiboensis*; soldier described and figured; key. China.
- Ahmad and Akhtar, 2002: 18 • *Reticulitermes leibonensis* [sic]; catalog. China.

🌐 DISTRIBUTION: Oriental Region—China: Sichuan.

***Reticulitermes leigongshanensis* (Zhu, Huang, Wang, and Han, 1993)**

Heterotermes leigongshanensis Zhu et al., 1993: 52–53, 60–61 (soldier), fig. 4 [misspelled as *leigogshanensis* in the English translation].

TYPE DATA: Holotype: KIZK 88 VIII 13076 soldier. Paratypes: KIZK soldiers, workers.

TYPE LOCALITY: China: Guizhou Province: Leigong Mountain.

- Huang et al., 2000: 379–380, fig. 183 • *Reticulitermes leigongshanensis*; soldier described and figured; key; new combination. China.

🌐 DISTRIBUTION: Oriental Region—China: Guizhou.

***Reticulitermes leptogulus* Ping and Xu, 1981**

Reticulitermes leptogulus Ping et al., 1981b: 182–184, 188 (imago, soldier), fig. 2.

TYPE DATA: Holotype: GIEC soldier. Paratypes: GIEC imagoes, soldiers, workers, FIB imagoes, soldiers, workers.

TYPE LOCALITY: China: Fujian: Huanggang Shan, Chong' an Xian.

- Gao and Lam, 1986: 82 • *Reticulitermes (Planifrontotermes) leptogulus*; checklist; distribution. China.
- Huang et al., 1989: 368–369, fig. 260 • *Reticulitermes (Planifrontotermes) leptogulus*; imago, soldier described and figured; key. China: Fujian.
- Gao et al., 1992a: 40 • *Reticulitermes leptogulus*; checklist; distribution. China: Fujian.
- Zhu et al., 1993: 48 • *Reticulitermes leptogulus*; checklist; distribution. China.
- Huang and Li, 1999: 289, 297–298, fig. 10.31 • *Reticulitermes (Planifrontotermes) leptogulus*; key; imago, soldier described and figured; distribution. China: Fujian.
- Hua, 2000: 25 • *Reticulitermes leptogulus*; listed. China: Fujian, Guizhou.
- Huang et al., 2000: 380–381, fig. 183 • *Reticulitermes (Planifrontotermes) leptogulus*; imago, soldier described and figured; key. China.

🌐 DISTRIBUTION: Oriental Region—China: Fujian, Guizhou.

Reticulitermes leptomandibularis Hsia and Fan, 1965

Reticulitermes chinensis leptomandibularis Hsia and Fan, 1965: 375–376, 382 (imago, soldier), fig. 23.

TYPE DATA: Holotype: SIES ?soldier [no mention of which caste is the type]. Paratypes: SIES imagoes, soldiers, workers.

TYPE LOCALITY: China: Fukien (Fujian) Province: Yung-an.

- Morimoto, 1968: 66, figs. 7a, 9p • *Reticulitermes chinensis leptomandibularis*; soldier figured. China; Taiwan.
- Hsia and Fan, 1970: 69–71, 73, fig. 23 • *Reticulitermes chinensis leptomandibularis*; imago, soldier described and figured; biology. China [English translation of Hsia and Fan, 1965].
- Morimoto, 1975c: 53 • *Reticulitermes chinensis leptomandibularis*; key; distribution.
- Li, 1979: 65–66 • *Reticulitermes chinensis leptomandibularis*; listed. China.
- Gao et al., 1982d: 299 • *Reticulitermes (Planifrontotermes) leptomandibularis*; listed.
- Gao et al., 1982b: 138 • *Reticulitermes (Planifrontotermes) leptomandibularis*; distribution. China: Jiangsu.
- Chhotani and Das, 1983: 327 • *Reticulitermes chinensis leptomandibularis*; distribution. China.
- Tsai and Huang, 1983: 435, 436 • *Heterotermes leptomandibularis*; *stat. nov.*; new combination.
- Chhotani, 1984: 118 • *Reticulitermes chinensis leptomandibularis*; listed; castes known; distribution. China.
- Wang and Li, 1984: 67 • *Reticulitermes leptomandibularis*; listed. China.
- Gao and Lam, 1986: 82 • *Reticulitermes leptomandibularis*; checklist; distribution. China.
- Ping et al., 1987b: 117, 122 • *Reticulitermes leptomandibularis*; key. China: Guizhou.
- Huang et al., 1989: 385–387, fig. 275 • *Heterotermes leptomandibularis*; imago, soldier described and figured; key. China: Fujian, Zhejiang.
- Chen and Xu, 1992: 11, 12 • *Reticulitermes leptomandibularis*; checklist; distribution. China: Anhui Province.
- Gao et al., 1992a: 40 • *Reticulitermes leptomandibularis*; checklist; distribution. China: Fujian, Guangdong, Guangxi, Guizhou, Henan, Hunan, Jiangsu, Sichuan.
- Jiang et al., 1993: 14 • *Heterotermes leptomandibularis*; checklist; distribution. China: Guangxi.
- Zhu et al., 1993: 50 • *Heterotermes leptomandibularis*; checklist; distribution. China.
- Chung and Chen, 1994: 199–200 • *Reticulitermes chinensis leptomandibularis*; synonymy; distribution. Taiwan.
- Lin et al., 1994b: 4 • *Heterotermes leptomandibularis*; checklist; distribution. China: Guangxi.
- Zhang et al., 1994b: 86 • *Heterotermes leptomandibularis*; wing microsculpturing.
- Zhang et al., 1994d: 116–117 • *Heterotermes leptomandibularis*; wing microsculpturing.
- Gu et al., 1995: 648 • *Reticulitermes leptomandibularis*; checklist. China: Hainan.
- Huang and Li, 1999: 303, 306, fig. 10.48 • *Heterotermes leptomandibularis*; key; imago, soldier described and figured; distribution. China: Fujian.

- Hua, 2000: 25 • *Reticulitermes leptomandibularis*; listed. China: Fujian, Guangdong, Guangxi, Guizhou, Henan, Hunan, Jiangsu, Jiangxi, Sichuan, Zhejiang.
- Huang et al., 2000: 381–383, fig. 184 • *Reticulitermes (Planifrontotermes) leptomandibularis*; imago, soldier described and figured; key. China.
- Ahmad and Akhtar, 2002: 16 • *Heterotermes leptomandibularis*; catalog. China.
- Mo et al., 2004: 635–641 • *Reticulitermes leptomandibularis*; cellulase; activity; comparisons.
- Zhang et al., 2005: 582–587 • *Heterotermes leptomandibularis*; cuticular hydrocarbons.

🌐 DISTRIBUTION: Oriental Region—China: Fujian, Guangdong, Guangxi, Guizhou, Hainan, Hunan, Jiangsu, Jiangxi, Sichuan, Zhejiang; Taiwan. ♦ Palaeartic Region—China: Anhui, Henan.

Reticulitermes levatoriceps He and Qui, 1990

Reticulitermes levatoriceps He and Qui, 1990: 14–16, 23 (soldier), figs. 30–35.

TYPE DATA: Holotype: SIES soldier. Paratypes: SIES soldiers, workers.

TYPE LOCALITY: China: Guizhou Province: Guiyang County.

- Hua, 2000: 25 • *Reticulitermes levatoriceps*; listed. China: Guizhou.
- Huang et al., 2000: 383–384, fig. 185 • *Reticulitermes (Planifrontotermes) levatoriceps*; soldier described and figured; key. China.

🌐 DISTRIBUTION: Oriental Region—China: Guizhou.

Reticulitermes lianchengensis Li and Ma, 1984

Reticulitermes (Frontotermes) lianchengensis Li and Ma, 1984: 164–165, 166 (soldier), fig. 2.

TYPE DATA: Holotype: GIEC soldier. Paratypes: GIEC soldiers.

TYPE LOCALITY: China: Fujian: Meihuashan, Liancheng.

- Huang et al., 1989: 319, fig. 210 • *Reticulitermes (Frontotermes) lianchengensis*; soldier described and figured; key. China: Fujian.
- Gao et al., 1992a: 40 • *Reticulitermes lianchengensis*; checklist; distribution. China: Fujian.
- Huang and Li, 1999: 288, 290, fig. 10.23 • *Reticulitermes (Frontotermes) lianchengensis*; key; soldier described and figured; distribution. China: Fujian.
- Hua, 2000: 25 • *Reticulitermes lianchengensis*; listed. China: Fujian.
- Huang et al., 2000: 483–484, fig. 261 • *Reticulitermes (Reticulitermes) lianchengensis*; soldier described and figured; key. China.
- Ahmad and Akhtar, 2002: 18 • *Reticulitermes lianchengensis*; catalog. China.

🌐 DISTRIBUTION: Oriental Region—China: Fujian.

Reticulitermes lii Ping and Huang, 1993

Reticulitermes lii Ping et al., 1993: 462–463, 468 (imago, soldier), figs. 1–9.

TYPE DATA: Holotype: GIEC I. no. E 10057 soldier. Paratypes: GIEC imagoes (morphotypes), soldiers, workers, WITC imagoes, soldier, workers.

TYPE LOCALITY: China: Hubei Province: Chibi, Puqi City.

- Huang et al., 2000: 446–447, fig. 233 • *Reticulitermes (Frontotermes) lii* [1992 incorrect date for species]; imago, soldier described and figured; key. China.

🌐 DISTRIBUTION: Oriental Region—China: Hubei.

Reticulitermes lingulatus* Ping, 1986**Reticulitermes lingulatus* Ping, 1986: 66–67 (soldier, worker), fig. 5.**

TYPE DATA: Holotype: GIEC soldier. Paratypes: GIEC soldiers, workers.

TYPE LOCALITY: China: Guangxi Province: Jinxiu, Dayaoshan.

- Gao et al., 1992a: 40 • *Reticulitermes lingulatus*; checklist; distribution. China: Guangxi.
- Lin et al., 1994b: 3 • *Reticulitermes lingulatus*; checklist; distribution. China: Guangxi.
- Hua, 2000: 25 • *Reticulitermes lingulatus*; listed. China: Guangxi.
- Huang et al., 2000: 448–449, fig. 234 • *Reticulitermes (Frontotermes) lingulatus*; soldier described and figured; key. China.

 DISTRIBUTION: Oriental Region—China: Guangxi.

Reticulitermes longicephalus* Tsai and Chen, 1963**Reticulitermes longicephalus* Tsai and Chen, 1963: 173–174, 196 (soldier), fig. 7.**

TYPE DATA: Holotype: NAP soldier. Paratypes: NAP soldiers workers.

TYPE LOCALITY: China: Fukien (Fujian): Changting [25°44'N, 116°17'E].

- Tsai and Chen, 1964b: 58, 61–62, fig. 19 • *Reticulitermes longicephalus*; soldier described; key. China.
- Tsai and Chen, 1964a: 27, 34 • *Reticulitermes longicephalus*; distribution.
- Hsia and Fan, 1965: 363, 367, 379 • *Reticulitermes longicephalus*; key; distribution. China: Fujian.
- Hsia and Fan, 1970: 59 • *Reticulitermes longicephalus*; distribution. China.
- Morimoto, 1975c: 53 • *Reticulitermes longicephalus*; key; distribution.
- Tsai et al., 1977: 465 • *Reticulitermes (Frontotermes) longicephalus*; key.
- Li, 1979: 65 • *Reticulitermes longicephalus*; listed. China.
- Chhotani and Das, 1983: 328 • *Reticulitermes longicephalus*; distribution. China.
- Chhotani, 1984: 118 • *Reticulitermes longicephalus*; listed; castes known; distribution. China.
- Gao and Lam, 1986: 82 • *Reticulitermes longicephalus*; checklist; distribution. China.
- Huang et al., 1989: 317–318, fig. 208 • *Reticulitermes (Frontotermes) longicephalus*; soldier described and figured; key. China: Fujian.
- Gao et al., 1992a: 41 • *Reticulitermes longicephalus*; checklist; distribution. China: Fujian.
- Huang and Han, 1993: 85–86, fig. 2 • *Reticulitermes longicephalus*; soldier described and figured. China: Fujian.
- Huang and Li, 1999: 288, 299, fig. 10.33 • *Reticulitermes longicephalus*; key; soldier described and figured; distribution. China: Fujian.
- Hua, 2000: 25 • *Reticulitermes longicephalus*; listed. China: Fujian, Zhejiang.
- Huang et al., 2000: 485, fig. 262 • *Reticulitermes (Reticulitermes) longicephalus*; soldier described and figured; key; reference list. China.
- Ahmad and Akhtar, 2002: 18 • *Reticulitermes longicephalus*; catalog. China.

 DISTRIBUTION: Oriental Region—China: Fujian, Zhejiang.

Reticulitermes longigulus* Ping and Li, 1993**Reticulitermes longigulus* Ping et al., 1993: 464–465, 468–469 (imago, soldier), figs. 10–18.**

TYPE DATA: Holotype: GIEC soldier. Paratypes: GIEC imagoes (morphotypes), soldiers, workers, WITC imagoes, soldiers, workers.

TYPE LOCALITY: China: Hubei Province: Aimen Guan, Macheng City.

- Huang et al., 2000: 449–451, fig. 235 • *Reticulitermes (Frontotermes) longigulus* [1992 incorrect date for species]; imago, soldier described and figured; key. China.

🌐 DISTRIBUTION: Oriental Region—China: Hubei.

***Reticulitermes longipennis* Wang and Li, 1984**

Reticulitermes longipennis Wang and Li, 1984: 67, 70–72, 80 (imago, soldier, worker), figs. 12–22.

TYPE DATA: Syntypes: SIES imagoes, soldiers, workers.

TYPE LOCALITY: China: Henan Province: Shangcheng County: Huangbo Mountain.

- Huang et al., 1989: 330–332, fig. 222 • *Reticulitermes (Frontotermes) longipennis*; imago, soldier described and figured; key. China.
- Gao et al., 1992a: 41 • *Reticulitermes longipennis*; checklist; distribution. China: Henan.
- Hua, 2000: 25 • *Reticulitermes longipennis*; listed. China: Henan, Hubei, Hebei.
- Huang et al., 2000: 451–453, fig. 236 • *Reticulitermes (Frontotermes) longipennis*; imago, soldier described and figured; key. China.
- Ahmad and Akhtar, 2002: 18 • *Reticulitermes longipennis*; catalog. China.

🌐 DISTRIBUTION: Oriental Region—China: Hubei. ♦ Palaeartic Region—China: Hebei, Henan.

***Reticulitermes lucifugus* (Rossi, 1792)**

***Reticulitermes lucifugus corsicus* Clément, 1977**

Reticulitermes lucifugus corsicus Clément, 1977c: 170, 176 (imago) [cited as ssp. nov. in 1978a, but as characters differentiating it from other subspecies were given by Clément in 1977c, the name becomes available in 1977c (ICZN, 1999, art. 13.1)].

TYPE DATA: Syntypes: UPLE imagoes [no specimen designated as “type”; specimens not likely extant; neotype designation required].

TYPE LOCALITY: France: Corsica.

- Clément, 1977a: 297 • *Reticulitermes lucifugus corsicus*; nomen nudum.
- Clément, 1978a: 132, 137, 138, fig. 3f • *Reticulitermes lucifugus corsicus*; imago described; imago tibia figured; distribution. France: Corsica [incorrectly cited as “ssp. nov.”].
- Clément, 1979b: 65–87 • *Reticulitermes lucifugus corsicus*; biometric analysis; distribution. France: Corsica, Zonza.
- Clément et al., 1982: 391–410 • *Reticulitermes lucifugus corsicus*; biometric analysis; distribution.
- Clément et al., 2001: 202–215 • *Reticulitermes lucifugus corsicus*; imago, worker characters; systematic position; allozymes; biochemical, mtDNA analysis; distribution. France: Corsica; Italy: Sardinia.
- Austin et al., 2002: 753–760 • *Reticulitermes lucifugus corsicus*; COII DNA sequences; phylogeny.
- Quintana et al., 2003: 639–652 • *Reticulitermes lucifugus corsicus*; defensive secretions; terpenes; biochemistry; distribution.
- Luchetti et al., 2004: 117–122 • *Reticulitermes lucifugus corsicus*; COII and 16S rRNA analysis; phylogeny.
- Uva et al., 2004b: 344–353 • *Reticulitermes lucifugus corsicus*; ITS2 nuclear and 16S rRNA-ND1 sequences; phylogeny.
- Dhennin, 2005: 391–397 • *Reticulitermes lucifugus corsicus*; characters; cuticular hydrocarbons; DNA sequences; phylogeny.
- Luchetti et al., 2005a: 149–153 • *Reticulitermes lucifugus corsicus*; mtDNA analysis; genetic variation; maximum parsimony.

- Luchetti et al., 2005b: 218–221 • *Reticulitermes lucifugus corsicus*; COII sequences; distribution.
- Mantovani et al., 2005: 153–170 • *Reticulitermes lucifugus corsicus*; satellites; mtDNA analysis; cladogram.
- Luchetti et al., 2006: 123–132 • *Reticulitermes lucifugus corsicus*; satellite DNA; sequence analysis.
- Lefebvre et al., 2008: 1–13 • *Reticulitermes lucifugus corsicus*; microsatellites; speciation; introgressive hybridization.

🌐 DISTRIBUTION: Palaearctic Region—France: Corsica; Italy: Sardinia.

Reticulitermes lucifugus lucifugus Rossi, 1792

Termes lucifugum Rossi, 1792: 107 (imago), vol. 2: pl. V: fig. k.

TYPE DATA: Syntypes: ZMB imago [Hagen, 1858 states that Rossi's type material is in the Berlin Museum].

TYPE LOCALITY: "Shores of Mediterranean."

- Latreille, 1804: 62 • *Termes lucifugum* ["Termès Lucifuge"]; characters; discussion; locality. Europe [America incorrect].
- Latreille, 1805: 69, pl. XCVIII • *termes* [sic] *lucifugum* ["T. Lucifuge"]; description; figured; locality. France; Italy.
- Latreille, 1807: 206 • *Termes lucifugum* ["Termès Lucifuge"]; synonymy; description; locality. Italy.
- Leach, 1815: 139 • *Termes lucifugum*; imago characters; distribution. Italy.
- Latreille, 1819: 96 • *Termes lucifugum* ["Termès Lucifuge"]; description; locality. France; Italy.
- Latreille, 1831: 74 • *Termes lucifugum*; characters. France: Rochefort.
- Latreille, 1836: 156 • *Termes lucifuge*; characters. France: Rochefort.
- Guérin-Ménéville, 1837: pl. 63, fig. 3 • *Termes lucifugus*; imago, soldier, worker mandibles figured.
- Kollar, 1837a: 411 • *Termes lucifugum*; discussion.
- Ouchakoff, 1838: 40–41 • *termes* [sic] *lucifugus*; discussion.
- Blanchard, 1840: 47 • *Termes lucifugum*; synonymy; imago characters. "Europe Méridionale."
- Rambur, 1842: 304–305 • *Termes lucifugus*; imago described; synonymy.
- Bobe-Moreau, 1843: pl. 1 • *Termes lucifugus*; figured. France.
- Blanchard, 1849: 105, pl. 106, figs. 1–3a • *Termes lucifugue* (*T. lucifugum*); characters; imago, soldier figured. France: Rochefort.
- Heer, 1849b: 23 • *Termes lucifugus*; discussion.
- Joly, 1849: 17, 18–37, pls. 1–3 • *Termes lucifugus*; imago, soldier, nymph described and figured; anatomy.
- Lucas, 1849: 110 • *Termes lucifugus*; synonymy; locality. Algeria.
- Walker, 1853: 505 • *Termes lucifugus* [only imago no. 3; see Hagen, 1858b: 24]; imago described; synonymy; distribution.
- Hagen, 1854: 222 • *Termes lucifugus*; discussion, distribution.
- Hagen, 1855: 80, 91, 119–120, 124–127, 135–138, 140–141, 144, 281–282, 286–293, 297–298, 307, 312, 320, 323 • *Termes lucifugus*; also as *Termes lucifugum*; discussion.
- Lespés, 1856: 228–282, pls. 1–3 • *Termes lucifugum*; imago, soldier, nymph described and figured; morphology of digestive, respiratory, circulatory, reproductive, nervous system of imago, soldier, worker.
- Pictet-Baraban and Hagen, 1856: 48 • *Termes lucifugus*; discussion.
- Hagen, 1858c: 174–180, 240–242 • *Termes* (*Termes*) *lucifugus*; imago, soldier, worker described, synonymy, distribution. Algeria; Cyprus; Dalmatia; Egypt; France; Greece; Italy; Madeira Island; Portugal; Spain; Turkey.
- Hagen, 1858b: 24 • *Termes* (*Termes*) *lucifugus*; imago described; synonymy; distribution. Cyprus; Dalmatia; Egypt; France; Italy; Madeira Island; Portugal; Spain; Turkey.

- Hagen, 1860b: 107 • *Termes lucifugus*; listed.
- Hagen, 1862a: 62, 67, 69, 71–74 • *Termes lucifugus*; discussion.
- Latreille, 1863: 580 • *Termes lucifugus*; listed. France.
- Hagen, 1865: 9 • *Termes lucifugus*; discussion.
- Heer, 1865: 368 • *Termes lucifugus*; listed [Latreille incorrectly cited as author].
- Hagen, 1866: 283 • *Termes lucifugus*; discussion; distribution.
- Hagen, 1868: 400 • *Termes lucifugus*; discussion; comparison with *Hodotermes japonicus* [earwig, non-termite].
- Hagen, 1873: 277 • *Termes lucifugus*; discussion.
- Müller, 1873: 455, 457, 459, 460–462, pl. 34, figs. 1–3 • *Termes lucifugus*; caste development; supplementary reproductives.
- Hagen, 1876: 403–404 • *Termes lucifugus*; discussion.
- Heer, 1876b: 22 • *Termes lucifugus*; listed.
- Perris, 1876a: 201–202 • *Termes lucifugum*; observations.
- Hagen, 1877: 73 • *Termes lucifugus*; discussion.
- Girard, 1879: 262–264, 269, 274, 282, 284–288, 290 • *Termes lucifugus*; discussion.
- Hayek, 1881: 261, 262 • *Termes lucifugus*; imago, soldier, worker figured.
- Redtenbacher, 1886: 183 • *Termes lucifugus*; wing venation.
- Müller, 1887: 177–178 • *Termes lucifugus*; supplementary reproductives; nymphs.
- Dudley, 1890b: 158 • *Termes lucifugus*; listed; remarks.
- Müller, 1890: 1120, 1123, 1124, 1127–1131, pl. 34, figs. 1–3 • *Termes lucifugus*; caste development; supplementary reproductives.
- Grassi and Sandias, 1893: 4, 41, 45, 48–66, pls. 2, 3 • *Termes lucifugus*; morphology; caste formation; protozoa.
- Sjöstedt, 1900a: 68, 71, 78, 138–139, pl. 3: figs. T1–T3 • *Termes lucifugus*; imago, soldier, worker described; imago, soldier figured; key; distribution. Algeria; Egypt.
- Czerwinski, 1901: 3 • *Termes lucifugus*; collection catalog. Ukraine.
- Sjöstedt, 1904: 23, 36, 42, 73, 111, 114, 119 • *Reticulitermes lucifugus*; cited.
- Desneux, 1904b: 33 • *Termes (Leucotermes) lucifugus*; reference list. Mediterranean.
- Froggatt, 1905: 4 • *Termes lucifugus*; remarks; locality.
- Jacobson, 1905: 57, 68–70, 76 • *Termes lucifugus*; key; imago, soldier, nymph described and figured; distribution.
- Jakobson [= Jacobson], 1907: 237 • *Termes lucifugus*; locality. Mediterranean Region; Southeastern Europe (Bessarabia); Armenia; Azerbaijan; “Caucasia”; Georgia; Russia;.
- Seabra, 1907: 123 • *Termes lucifugas* [sic]; biology.
- Holmgren, 1909b: 127, 136, figs. 33b, 44c • *Leucotermes lucifugus*; anatomy; worker, hind wing figured; new combination.
- Feytaud, 1910: 842–843 • *Termes lucifuge* [sic]; biology.
- Holmgren, 1911a: 69, pl. 5: figs 3, 4, 6 • *Leucotermes lucifugus*; listed; imago, wing, soldier figured.
- Sjöstedt, 1911c: 158 • *Termes lucifugus*; key.
- Holmgren, 1912d: 125 • *Leucotermes lucifugus*; key.
- Feytaud, 1912: 479–607 • *Leucotermes lucifuge* [sic]; castes described; colony development; gut morphology and histology.
- Holmgren, 1913c: 60 • *Leucotermes (Reticulitermes) lucifugus*; listed.
- Bugnion, 1913d: 167 • *Leucotermes lucifugus*; antennal articles. Europe.
- Rosen, 1913b: 641–664 • *Reticulitermes lucifugus*; sense organs; brain; histology.
- Jörschke, 1914: 247–249 • *Termes lucifugus*; compound eyes histology.
- Desneux, 1915: 6 • *Leucotermes lucifugus*; reference list; locality. Croatia; Spain.
- Banks and Snyder, 1920: 80, 174 • *Reticulitermes lucifugus*; synonymy; new combination [Massachusetts record = *arenincola*].
- Werner, 1920: 224 • *Leucotermes lucifugus*; distribution. Brazza Island.
- Hegh, 1922: 683 • *Leucotermes lucifugus*; reference list; distribution.

- Lesne, 1923: 1507 • *Leucotermes lucifugus*; locality. France.
- Feytaud, 1924b: 241–244 • *Reticulitermes flavipes*; different from *lucifugus*; probably introduced from North America at ports of Aunis and Saintonge towards the end of the 18th Century; close to *flavipes*; distribution. France: Charente.
- Feytaud, 1924a: 69–73 • *Reticulitermes flavipes*; different from *lucifugus*; probably introduced from North America at ports of Aunis and Saintonge towards the end of the 18th Century; close to *flavipes*; distribution. France: Charente.
- Feytaud, 1925: 61–69 • *Reticulitermes lucifugus*; races of *lucifugus* suggested.
- Snyder, 1926g: 1, 4 • *Reticulitermes lucifugus*; distribution. Europe; North Africa [USA incorrect].
- Sjöstedt, 1926d: 59, fig. 20 • *Leucotermes lucifugus*; soldier figured; reference list; key; biology; remarks; locality. Algeria; Egypt.
- Pongrácz, 1926: 25 • *Termes lucifugus*; discussion.
- Bathellier, 1927: 323, 328 • *Leucotermes (Reticulitermes) lucifugus*.
- Werner, 1927: 150 • *Leucotermes lucifugus*; distribution. Greece: Corfu.
- Montalenti, 1929: 1–23 • *Reticulitermes lucifugus*; caste differentiation.
- Montalenti, 1930: 1–31 • *Termes lucifugus*; intestine; histology; enzymes.
- Seabra, 1930: 262 • *Reticulitermes lucifugus*; distribution. Portugal.
- Montalenti, 1931: 860–864 • *Termes lucifugus*; intestine; histology; enzymes; protozoa.
- Pongrácz, 1931: 106–107 • *Leucotermes lucifugus*; phylogeny, paleontology.
- Kirby, 1932: 410, 413, 414, 442 • *Reticulitermes lucifugus*; protozoa.
- Perrier, 1934: 77 • *Termes lucifugus*; key. France.
- Silvestri, 1934: 36–38, fig. 24 • *Reticulitermes lucifugus*; imago, soldier, worker described and figured; biology.
- Jucci, 1937: 302, 305, 306 • *Reticulitermes lucifugus*; biology; distribution.
- Seabra, 1938: 208 • *Leucotermes lucifugus*; distribution. Portugal.
- Grassé, 1939a: 179 • *Reticulitermes lucifugus*; remarks; distribution. Madeira Islands.
- Ghidini, 1939b: 385–399 • *Reticulitermes lucifugus*; nutrition.
- Statz, 1939: 33 • *Leucotermes lucifugus*; discussion.
- Stella, 1939: 257, 258, 259 • *Reticulitermes lucifugus*; soldier gonads.
- Stella, 1939a: 81–95 • *Reticulitermes lucifugus*; worker gonads.
- Adamson, 1941: 412 • *Reticulitermes lucifugus*; remarks; rearing in laboratory.
- Grassé and Noirot, 1945: 279, figs. 1–3 • *Reticulitermes lucifugus*; protozoa; gut figured.
- Capra, 1948: 77–79 • *Reticulitermes lucifugus*; damage; distribution. Italy.
- Snyder, 1949a: 73 • *Reticulitermes lucifugus*; catalog; reference list; synonymy. Cyprus; France; Greece; Italy; North Africa: Algeria, near Suez; Portugal; Spain; Turkey; Yugoslavia.
- Grassé, 1949: figs. 99D, 111A, 121B, 136 • *Reticulitermes lucifugus*; forewing, frontal gland, male reproductive organs, caste developmental pathways figured; forewing venation.
- Buchli, 1950b: 1697–1699 • *Reticulitermes lucifugus*; parthenogenesis.
- Buchli, 1950a: 145–160 • *Reticulitermes lucifugus*; colony foundation and development.
- Ionescu, 1951: 13–18, figs. 2–9, 10 • *Reticulitermes lucifugus*; imago, soldier, nymph described and figured. Romania.
- Lash, 1952: 1–7, fig. 4 • *Reticulitermes lucifugus*; imago figured; imago, soldier measurements. France: Bordeaux; Madeira Islands.
- Jucci and Springhetti, 1952: 130–131 • *Reticulitermes lucifugus*; seminal vesicles.
- Harris, 1954d: 195, fig. 1B • *Reticulitermes lucifugus*; soldier figured; biology; distribution. France; Greece; Italy; Turkey; Ukraine; eastern shores of Caspian Sea.
- Grassé, 1954: 19–20 • *Reticulitermes lucifugus*; remarks; distribution.
- Weidner, 1955b: 57 • *Reticulitermes lucifugus*; discussion.
- Weidner, 1955c: 159–160 • *Reticulitermes lucifugus*; references; distribution.
- Buchli, 1956a: 131–143 • *Reticulitermes lucifugus*; caste development; neotenic.
- Buchli, 1956b: 395–401 • *Reticulitermes lucifugus*; caste development.
- Schmidt, 1956b: 115–125 • *Reticulitermes lucifugus*; mouth parts; worker mandibles; feeding biology.

- Buchli, 1958: 263–429 • *Reticulitermes lucifugus*; caste origin and development.
- Weidner, 1958: 12, figs. 10b, 10d • *Reticulitermes lucifugus*; discussion; imago, soldier figured. Iraq.
- Bernardini-Mosconi, 1959: 307–311 • *Reticulitermes lucifugus*; prothoracic gland similar to Blattoidea.
- Weidner, 1959: 28 • *Reticulitermes lucifugus*; locality. Croatia: Mljet.
- Springhetti, 1960: 478–482 • *Reticulitermes lucifugus*; male genital apparatus morphology.
- Thurich, 1960: 1, 3, 4, 5, 6, 8, 9, 10, 11, 12, 13, 14, 15, 16, fig. 2A • *Reticulitermes lucifugus*; soldier described and figured; distribution. Austria; Balkans; France; Greece; Italy; Madeira Island; Turkey; Yugoslavia.
- Weidner, 1960a: 66, 68, figs. 18, 19, 20 • *Reticulitermes lucifugus*; imago, soldier gula, mandibles figured; key.
- Hrdý, 1961b: 97, 98, 99, 100, 101, 102, 103, 104, 105, 106, figs. 2, 3 • *Reticulitermes lucifugus*; imago, soldier measurements; imago figured; comparisons; distribution.
- Buchli, 1961: 627–632 • *Reticulitermes lucifugus*; caste development.
- Harris, 1961a: 12, 19, 24, 25, 26, 135, fig. 22 • *Reticulitermes lucifugus*; soldier figured; life cycle; biology; damage; distribution.
- Becker and Seifert, 1962: 276 • *Reticulitermes lucifugus*; nest material chemistry.
- Ghilarov, 1962: 132 • *Reticulitermes lucifugus*; distribution. USSR.
- Harris, 1962a: 614, 615 • *Reticulitermes lucifugus*; distribution.
- Mathur and Thapa, 1962a: 28 • *Reticulitermes lucifugus*; collection catalog. France; Italy; Portugal.
- Steinberg, 1962: 13 • *Reticulitermes lucifugus* [sic]; discussion. Central Asia.
- Tsvetkova, 1962: 28–36 • *Reticulitermes lucifugus*; discussion; distribution. Ukraine.
- Cals-Usciati and Frescheville, 1963: 54 • *Reticulitermes lucifugus*; locality. France: Paris.
- Springhetti and Oddone, 1963: 143–152 • *Reticulitermes lucifugus*; male reproductive organs.
- Bei-Bienko, 1964: 175, 176, fig. 83 • *Reticulitermes lucifugus*; imago, soldier described and figured. Mediterranean; Moldavia; Transcaucasia; Ukraine.
- Bernardini-Mosconi and Vecchi, 1964: 169–177 • *Reticulitermes lucifugus*; sternal gland.
- Bernardini-Mosconi, 1964: 72–78 • *Reticulitermes lucifugus*; prothoracic and ventral glands.
- Bouillon and Mathot, 1965: 74, pl. 5: fig. 8b • *Reticulitermes lucifugus*; soldier figured.
- Springhetti, 1964b: 213, 216, 217, fig. 1 • *Reticulitermes lucifugus*; seminal vesicles.
- Springhetti, 1965: 165–178 • *Reticulitermes lucifugus*; damage; distribution. Italy.
- Venturi, 1965: 1–16, figs. 1, 3 • *Reticulitermes lucifugus*; imago, soldier figured; damage. Italy.
- Bei-Bienko, 1967: 209, fig. 83 • *Reticulitermes lucifugus*; imago, soldier described and figured. Mediterranean; Moldavia; Transcaucasia; Ukraine.
- Gay, 1967: 12, 28, 29 • *Reticulitermes lucifugus*; distribution. Intercepted in USA: California.
- Gisler, 1967: 120 • *Reticulitermes lucifugus*.
- Springhetti, 1968c: 49–59 • *Reticulitermes lucifugus*; distribution. Italy.
- Weidner, 1968b: 13 • *Reticulitermes lucifugus*; discussion.
- Bodot, 1969: 41 • *Reticulitermes lucifugus*; listed.
- Becker, 1970a: 183–216 • *Reticulitermes lucifugus*; biology; ecology. Italy.
- Becker, 1970b: 268–278 • *Reticulitermes lucifugus*; characters; biology; ecology; protozoa; distribution.
- Harris, 1970b: 299–300 • *Reticulitermes lucifugus*; biology; distribution.
- Ionescu, 1971: 144–145 • *Reticulitermes lucifugus*; distribution. Romania.
- Schwenke, 1972: 88–89, fig. 45 • *Reticulitermes lucifugus*; soldier described and figured; biology; distribution. Europe [figure incorrectly captioned as *flavipes*].
- Weidner, 1972: 290, 291, 295, figs. 2B, 2C, 2E • *Reticulitermes lucifugus*; soldier measurements; imago, soldier figured; locality. Turkey.
- Luppova, 1973: 16 • *Reticulitermes lucifugus*; distribution.
- Nishimoto, 1973: 17 • *Reticulitermes lucifugus*; distribution and introductions.
- Baccetti et al., 1974: 159–172 • *Reticulitermes lucifugus*; sperm morphology.

- Belyaeva and Zhuzhikov, 1974: 22–27, 28, figs. 2, 3, 5B • *Reticulitermes lucifugus*; soldier described and figured; key; distribution.
- Morimoto, 1975b: 14, fig. 25 • *Reticulitermes lucifugus*; soldier figured.
- Roonwal, 1975f: 403 • *Reticulitermes lucifugus*; sex ratios.
- Roonwal, 1975a: 45 • *Reticulitermes lucifugus*; egg measurements.
- Sen-Sarma et al., 1975: 71 • *Reticulitermes lucifugus*; listed. Europe; USA.
- Lenz, 1976: 73–89 • *Reticulitermes lucifugus*; caste differentiation.
- Potenza, 1976: 247–258 • *Reticulitermes lucifugus*; distribution. Italy.
- Clément, 1977b: 2355–2356, pl. 1 • *Reticulitermes lucifugus*; chromosome number.
- Clément, 1977c: 169–185 • *Reticulitermes lucifugus*; systematic position; ecology; distribution.
- Clément, 1977a: 297 • *Reticulitermes lucifugus lucifugus*; imago postclypeus figured; chromosome number; swarming; comparisons; distribution.
- Williams, 1977: 122 • *Reticulitermes lucifugus*; pest; ecology; distribution by vegetation zones.
- Fontana and Amorelli, 1978: 708–709 • *Reticulitermes lucifugus*; chromosomes.
- Vincke and Tilquin, 1978a: 152, table 1 • *Reticulitermes lucifugus*; chromosome number.
- Baccetti, 1979: 232, fig. 11.24 • *Reticulitermes lucifugus*; sperm morphology; figured.
- Bacchus, 1979: 135–142 • *Reticulitermes lucifugus*; leg exocrine gland.
- Clément, 1979b: 65–85 • *Reticulitermes lucifugus*; biometric analysis; distribution.
- Clément, 1979a: 251–260 • *Reticulitermes lucifugus*; hybridization with *santonensis* in laboratory.
- Weidner, 1979: 93–94 • *Reticulitermes lucifugus*; relation to fossil taxa discussed.
- Bignell and Anderson, 1980: 183–188 • *Reticulitermes lucifugus*; gut pH; oxygen tension; symbionts.
- Hafez, 1980: 149 • *Reticulitermes lucifugus*; distribution. Egypt.
- Johnson and Wood, 1980: 279–293 • *Reticulitermes lucifugus*; checklist; ecology; distribution.
- Lamb, 1980: 55–59, figs. 24–33 • *Reticulitermes lucifugus*; imago, soldier described and figured; comparisons; distribution. Madeira Islands.
- Becker, 1981: 283–288 • *Reticulitermes lucifugus*; behavior.
- Clément, 1981c: 49, 50 • *Reticulitermes lucifugus*; biology; distribution.
- Parton et al., 1981: 193–209 • *Reticulitermes lucifugus*; frontal gland secretions; pheromones; enzymatic polymorphism; biochemistry.
- Baker et al., 1982: 297–298 • *Reticulitermes lucifugus*; defensive secretions; biochemistry.
- Clément, 1982a: 635–638 • *Reticulitermes lucifugus lucifugus*; interspecific aggressive behavior.
- Clément, 1982c: 145–158 • *Reticulitermes lucifugus lucifugus*; biology; pheromones; behavior; distribution.
- Clément et al., 1982: 397–410 • *Reticulitermes lucifugus lucifugus*; biometric analysis; distribution.
- Kaib et al., 1982: 1193–1205 • *Reticulitermes lucifugus*; trail pheromone; biochemistry; bioassay. France.
- Springhetti and Amorelli, 1982: 155–164 • *Reticulitermes lucifugus*; interspecies aggression.
- Tilquin and Vincke, 1982: 31–41 • *Reticulitermes lucifugus*; chromosomes; outbreeding; inbreeding.
- Clément, 1983: 261–270 • *Reticulitermes lucifugus*; morphological characters; ecology; biology; allozymes; distribution of European populations of *lucifugus* complex.
- Lebrun and Lequet, 1983: 1, 6 • *Reticulitermes lucifugus*; gizzard histology.
- Prestwich, 1983b: 290, 291 • *Reticulitermes lucifugus*; defensive secretions; biochemistry; chemosystematics.
- Clément, 1984: 283–285 • *Reticulitermes lucifugus lucifugus*; allozyme analysis; distribution.
- Lebrun, 1984: 139–140 • *Reticulitermes lucifugus*; gizzard; morphology.
- Prestwich, 1984a: table 1 • *Reticulitermes lucifugus*; checklist; ecology; defense mode; chemicals; distribution.
- Springhetti and Sapigni, 1984: 1–7 • *Reticulitermes lucifugus*; pseudergates; interspecific trophallaxis.
- Fontana and Goldoni, 1985: 89–91 • *Reticulitermes lucifugus*; chromosomes.
- Hrdý, 1985: 245–249 • *Reticulitermes lucifugus*; hormones; soldier production.

- Lebrun, 1985b: 43–44 • *Reticulitermes lucifugus*; gizzard: structures and food.
- Prestwich, 1985b: 446 • *Reticulitermes flavipes*; sex attractants; trail pheromones.
- Clément, 1986: 311–323 • *Reticulitermes lucifugus lucifugus*; ecology; biology; allozymes; behavior; distribution.
- Weidner and Riou, 1986: 358 • *Reticulitermes lucifugus*; discussion.
- Clément, 1987: 339–340 • *Reticulitermes lucifugus lucifugus*; ecology; biology; allozymes; behavior; distribution.
- Mishra and Sen-Sarma, 1987b: 311–319 • *Reticulitermes lucifugus*; gut pH.
- Barsov, 1988: unpaginated • *Reticulitermes lucifugus*; distribution. Ukraine.
- Billen, 1988: 55 • *Reticulitermes lucifugus*; distribution. Switzerland.
- Clément et al., 1988: 165–174 • *Reticulitermes lucifugus lucifugus*; ecology; allomones; pheromones; kairomones; distribution.
- Jones et al., 1988: 106–107 • *Reticulitermes lucifugus*; biology; sex ratios.
- Mannesmann and Piechowski, 1989: 161–177 • *Reticulitermes lucifugus*; bacterial hind gut flora.
- Roonwal and Chhotani, 1989: 88 • *Reticulitermes lucifugus*; sex ratio discussed.
- Fontana, 1990: 91–94 • *Reticulitermes lucifugus*; chromosome interchanges.
- Lozzia, 1990: 173–193 • *Reticulitermes lucifugus*; measurements; distribution. Italy.
- Springhetti and Sapigni, 1990: 245–258 • *Reticulitermes lucifugus*; interspecies trophallaxis.
- Fontana, 1991: 16 • *Reticulitermes lucifugus*; chromosomes.
- Sapigni and Springhetti, 1991: 21–23 • *Reticulitermes lucifugus*; interspecific trophallaxis.
- Goldoni et al., 1992: 95–98 • *Reticulitermes lucifugus*; rDNA sequences; oocytes.
- Fauchaux, 1994: 10–19 • *Reticulitermes lucifugus*; exocrine gland; phylogeny.
- Lebrun and Fauchaux, 1994: 75–77 • *Reticulitermes lucifugus*; characters; tibia-tarsal glands.
- Martinelli and Sbrenna, 1994: 25–30 • *Reticulitermes lucifugus*; proteins.
- Noirot, 1995b: 197–226 • *Reticulitermes lucifugus*; gut morphology.
- Constantino, 1998b: 158 • *Reticulitermes lucifugus*; catalog; synonymy. Native of Mediterranean region [introduced into Uruguay incorrect; previous records from USA were misidentifications].
- Ghayourfar et al., 1998: 227 • *Reticulitermes lucifugus*; locality. Iran.
- Marini and Ferrari, 1998: 963–969 • *Reticulitermes lucifugus*; colony population; biology. Italy.
- Sands, 1998: 73, 330, 331, figs. 87–91, 94–98 • *Reticulitermes lucifugus*; worker mandibles, gut figured; locality. France; Morocco; Spain.
- Deligne, 1999: fig. 23 • *Reticulitermes lucifugus*; worker mandibles; functional morphology.
- Grandi and Chicca, 1999: 65–79 • *Reticulitermes lucifugus*; ovarioles; oocytes; histology.
- Jamieson et al., 1999: 136, figs. 8. 16A, B • *Reticulitermes lucifugus*; sperm morphology.
- Vieau, 1999: 151–158 • *Reticulitermes lucifugus lucifugus*; characters; spatial distribution; reproductive cycles; neotenic.
- Clément et al., 2001: 202–215 • *Reticulitermes lucifugus*; imago, worker characters; imago figured; systematic position; allozymes; biochemical, mtDNA analysis; distribution. France; Italy, including Sicily.
- Xing et al., 2001: 53–58 • *Reticulitermes lucifugus*; COII sequences; phylogeny.
- Austin et al., 2002: 753–760 • *Reticulitermes lucifugus*; COII DNA sequences; phylogeny.
- Ghayourfar, 2002a: 21 • *Reticulitermes lucifugus*; distribution. Iran.
- Marini and Mantovani, 2002: 454–459 • *Reticulitermes lucifugus*; COII and 16S rRNA sequences; phylogeny.
- Reinhard and Clément, 2002: 95–107 • *Reticulitermes lucifugus*; alarm; defense; castes; polyethism.
- Quintana et al., 2003: 639–652 • *Reticulitermes lucifugus*; defensive secretions; terpenes; biochemistry; distribution.
- Reinhard et al., 2003: 675–691 • *Reticulitermes lucifugus*; alarm; pheromones; biochemistry.
- Tur, 2003: 119–121 • *Reticulitermes lucifugus*; precopulatory behavior.
- Austin et al., 2004a: 548–555 • *Reticulitermes lucifugus*; COII sequences; phylogeny.
- Ghayourfar, 2004: 442 • *Reticulitermes lucifugus*; distribution. Iran.

- Luchetti et al., 2004: 117–122 • *Reticulitermes lucifugus lucifugus*; COII and 16S rRNA sequences; phylogeny.
- Ohkuma et al., 2004: 701–710 • *Reticulitermes lucifugus*; phylogeny; COII sequences.
- Tur, 2004: 85–89 • *Reticulitermes lucifugus*; colony composition; distribution. Ukraine.
- Uva et al., 2004a: 163–170 • *Reticulitermes lucifugus*; aggression; cuticular hydrocarbons; DNA sequences. Italy.
- Uva et al., 2004b: 344–353 • *Reticulitermes lucifugus*; ITS2 nuclear and 16S rRNA-ND1 sequences; phylogeny.
- Dhennin, 2005: 391–397 • *Reticulitermes lucifugus*; characters; cuticular hydrocarbons; DNA; phylogeny.
- Ghayourfar, 2005d: 61 • *Reticulitermes lucifugus*; distribution. Iran.
- Ghayourfar, 2005a: 219 • *Reticulitermes lucifugus*; distribution. Iran.
- Kocárek and Vrabec, 2005: 10 • *Reticulitermes lucifugus*; checklist; distribution. Greece: Corfu Island.
- Luchetti, 2005: 304–307 • *Reticulitermes lucifugus*; retrotransposons; short interspersed repeat; genome evolution.
- Luchetti et al., 2005a: 149–153 • *Reticulitermes lucifugus lucifugus*; mtDNA analysis; genetic variation; maximum parsimony.
- Luchetti et al., 2005b: 218–221 • *Reticulitermes lucifugus lucifugus*; COII sequences; distribution.
- Mantovani et al., 2005: 153–170 • *Reticulitermes lucifugus*; satellites; mtDNA analysis; cladogram.
- Austin et al., 2006a: 873–890 • *Reticulitermes lucifugus*; 16S rRNA, DNA sequences; genetic variation; distribution.
- Belyaeva and Dovgobrod, 2006: 504, fig. 4a • *Reticulitermes lucifugus*; female genitalia described and figured.
- Faucheux, 2006a: 244–248 • *Reticulitermes lucifugus*; epidermal, tergal, sternal glands.
- Lo et al., 2006: 433–437 • *Reticulitermes lucifugus*; COII sequences; phylogeny.
- Luchetti et al., 2006: 123–132 • *Reticulitermes lucifugus lucifugus*; satellite DNA; sequence analysis. Italy.
- Luchetti et al., 2007: 377–383 • *Reticulitermes lucifugus lucifugus*; COII, 16S rRNA gene sequence analysis. Aegean; Balkans.

Termes arda Forskål, 1775: 96–97 (soldier, worker) [Hagen, 1858 designated *Termes arda* Forskål 1775 a senior synonym of *Termes lucifugus* Rossi 1792 (now = *Reticulitermes lucifugus*). According to the principles of priority, *T. arda* Forskål 1775 has precedence over *T. lucifugus* Rossi 1792. However, since Hagen, *T. arda* Forskål has not been used as a valid name and has been mentioned only once, by Snyder, 1949a, who follows Hagen in considering it a synonym of *T. lucifugus*. On the other hand, *lucifugus* has been widely used for over one hundred years for this important European and North African species. Therefore, in order to maintain the stability and usage of the prevailing name, and since the usage of the names meets the conditions under ICZN, 1999, art. 23.9, *Termes arda* Forskål 1775 should be treated as a *nomen oblitum* and *Reticulitermes lucifugus* (= *Termes lucifugus*) Rossi 1792 as a *nomen protectum*].

TYPE DATA: Syntypes (depository unknown): soldiers, workers.

TYPE LOCALITY: Arabia: Beitefakih.

- Forskål, 1776: pl. 25, figs. a, b • *Termes arda*; soldier, worker, nest figured.
- Fabricius, 1777: 247 • *Termes arda*; characters. Egypt.
- Fabricius, 1781: 395 • *Termes arda* Forskål; cited as synonym of *Termes fatale* Linn.
- Hagen, 1855: 71, 273, 276, 278 • *Termes arda*; discussion.
- Hagen, 1858c: 175 • *Termes arda* of Forskål; synonymized with *lucifugus*.

Hemerobius raphidioides Villers, 1789a: 56 (imago), pl. 7: fig. 8 [senior synonym of *lucifugus*, but types are lost and this name has not been used as valid name for well over 50 years and should be considered a *nomen oblitum* as per ICZN, 1999, art. 23.9 with *lucifugus* Rossi 1792 as a *nomen protectum*].

TYPE DATA: Syntypes (depository unknown): imagoes.

TYPE LOCALITY: Europe.

— Hagen, 1858c: 175 • *Hemerobius raphidioides*; synonymized with *lucifugus*.

Termes radicum Latreille, 1794: 84–85 (imago, nymph) [publication date based on Horn and Schenkling, 1928: 690].

TYPE DATA: Syntypes (depository unknown): imagoes, nymphs.

TYPE LOCALITY: France: “environs de Paris.”

— Hagen, 1858c: 175 • *Termes radicum*; synonymized with *lucifugus*.

Termes parvulum Illiger, 1807: 16 (imago).

TYPE DATA: Syntypes: ZMB imago [according to Hagen, 1858c: 178 the specimens are in the Berlin Museum].

TYPE LOCALITY: Portugal.

— Hagen, 1858c: 175 • *Termes parvulum*; synonymized with *lucifugus*.

Termes pusillus Walker, 1853: 528–529 (imago) [junior homonym of *Termes pusillus* Heer, 1849].

TYPE DATA: Holotype: BMNH imago.

TYPE LOCALITY: Unknown.

— Hagen, 1858b: 24 • *Termes pusillus*; synonymized with *lucifugus*. Cyprus; Dalmantia; Egypt; France: Provence, Bordeaux, Rochefort; Italy: Sardinia; Madeira; Morea; Portugal; Spain; Turkey.

Termes madeirensis Hagen, 1858c: 175 [**nomen nudum**; manuscript name of Heer (specimens in Mus. Vienna), cited for first time by Hagen, 1858, in synonymy with *Termes lucifugus*].

— Hagen, 1858c: 175 • *Termes madeirensis*; synonymized with *lucifugus*.

🌐 DISTRIBUTION: Palaearctic Region—Algeria; Austria; Azerbaijan; Cyprus; Dalmantia (Bosnia, Herzegovina, Croatia and Yugoslavia); Egypt; France; Germany (introduced into Hamburg); Greece; Iraq; Iran; Italy; Madeira Islands; Morocco; Portugal; Romania; Russia; Spain; Switzerland: Basel; Turkey; Ukraine.

Reticulitermes luofunicus Zhu, Ma, and Li, 1982

Reticulitermes luofunicus Zhu et al., 1982 [437–441 (soldier), figs. 1–6.

TYPE DATA: Holotype: GIEC 6541 soldier. Paratypes: GIEC 7052 soldiers, workers.

TYPE LOCALITY: China: Guangdong Province: Boluo County: Luofushan.

— Gao and Lam, 1986: 82 • *Reticulitermes luofunicus*; checklist; distribution. China.

— Huang et al., 1989: 389, fig. 278 • *Heterotermes luofunicus*; soldier described and figured; key; new combination. China: Guangdong.

— Gao et al., 1992a: 42 • *Reticulitermes luofunicus*; checklist; distribution. China: Guangdong, Guizhou.

- Hua, 2000: 25 • *Reticulitermes luofunicus luofunicus*; listed. China: Guangdong, Guizhou [incorrectly cited as *Reticulitermes luofunicus luofunicus*; most likely a typographical error].
- Huang et al., 2000: 384–385, fig. 186 • *Reticulitermes (Planifrontotermes) luofunicus*; soldier described and figured; key. China.
- Ahmad and Akhtar, 2002: 16 • *Heterotermes luofunicus*; catalog. China.

🌐 DISTRIBUTION: Oriental Region—China: Guangdong, Guizhou.

Reticulitermes magdalenae (Bathellier, 1927)

Leucotermes (Reticulitermes) magdalenae Bathellier, 1927: 132–134 (soldier, worker)

[authorship credited to Silvestri, but Silvestri did not write the description; see statement by Bathellier: “En attendant la description qu’il en publiera bientôt, je vais en tracer ici une courte diagnose”].

TYPE DATA: Syntypes: IEA soldiers, workers, AMNH soldiers, workers.

TYPE LOCALITY: Vietnam (Tonkin): Chapa, 1400 m.

- Snyder, 1931a: 550 • *Leucotermes (Reticulitermes) magdalenae*; locality. Vietnam [Silvestri incorrectly cited as author].
- Snyder, 1949a: 74 • *Reticulitermes magdalenae*; catalog; new combination. Vietnam.
- Harris, 1968d: 143 • *Reticulitermes magdalenae*; remarks.
- Roonwal, 1970c: 335 • *Reticulitermes magdalenae*; biology; distribution.
- Chhotani and Das, 1983: 328 • *Reticulitermes megdalenae* [sic]; distribution. “Indo-China.”
- Tho, 1992: 204 • *Reticulitermes magdalenae*; listed.
- Ahmad and Akhtar, 2002: 18 • *Reticulitermes magdalenae*; catalog. Vietnam.

🌐 DISTRIBUTION: Oriental Region—Vietnam.

Reticulitermes majiangensis (Zhu, Huang, and Wang, 1993)

Heterotermes majiangensis Zhu et al., 1993: 53–54, 61 (soldier), fig. 6.

TYPE DATA: Holotype: KIZK 89 VIII 12007 soldier. Paratypes: KIZK soldiers, workers.

TYPE LOCALITY: China: Guizhou Province: Majiang County.

- Huang et al., 2000: 385–386, fig. 187 • *Reticulitermes (Planifrontotermes) majiangensis*; soldier described and figured; key; new combination. China [incorrect date cited].

🌐 DISTRIBUTION: Oriental Region—China: Guizhou.

Reticulitermes malletei Howard and Clément, 1985

Reticulitermes malletei Clément et al., 1985: 124, 130 [name becomes available, as biochemical characters differentiating it from other species are given (ICZN, 1999, art. 3.1)].

TYPE DATA: No designation of holotype by Clément et al., 1985 or 1986a. Austin et al., 2007: 8, incorrectly mention the existence of holotype and paratype at CNRS, and puzzlingly designate a “neotype” from Lewes, Delaware.

TYPE DATA: ?Holotype: CNRS [“neotype” incorrectly designated by Austin et al., 2007: 8; no mention of caste of neotype].

TYPE LOCALITY: USA: ?Georgia: Athens.

- Clément et al., 1986a: 67–70 • *Reticulitermes malletei* [incorrectly cited as *sp. nov.*]; chemosystematics; defensive compounds; cuticular hydrocarbons; behavior, locality. USA: Georgia: Athens.

- Austin et al., 2007: 1–26 • *Reticulitermes malletei*; mt-DNA sequences; cuticular hydrocarbons; morphological characters; Clément et al., 1986 erroneously cited as authors of this species.
- Sillam-Dussès and Forschler, 2010: 135–147 • *Reticulitermes malletei*; mitochondrial DNA; COII sequences; comparison with an undescribed species from Georgia; phylogeny.

🌐 DISTRIBUTION: Nearctic Region—USA: Delaware, Georgia, Maryland, North Carolina, South Carolina.

Reticulitermes mangshanensis (Li and Ping, 1983)

Tsaitermes mangshanensis Li and Ping, 1983b: 242–243, 245 (soldier), fig. 4.

TYPE DATA: Holotype: GIEC soldier. Paratypes: GIEC soldiers.

TYPE LOCALITY: China: Hunan Province: Mang Mt. of Yizhang County [24°57'N, 112°59'E].

- Gao and Lam, 1986: 82 • *Tsaitermes mangshanensis*; checklist; distribution. China.
- Huang et al., 1989: 306, fig. 202 • *Tsaitermes mangshanensis*; soldier described and figured; key. China: Hunan.
- Gao et al., 1992a: 42 • *Tsaitermes mangshanensis*; checklist; distribution. China: Guangdong, Hunan.
- Peng and Yin, 1992: 29, fig. 84 • *Tsaitermes mangshanensis*; soldier described and figured. China: Hunan.
- Hua, 2000: 26 • *Tsaitermes mangshanensis*; listed. China: Hunan.
- Huang et al., 2000: 495–496, fig. 270 • *Tsaitermes mangshanensis*; soldier described and figured; key. China.
- Ahmad and Akhtar, 2002: 18 • *Reticulitermes mangshanensis*; catalog; new combination. China.

🌐 DISTRIBUTION: Oriental Region—China: Guangdong, Hunan.

Reticulitermes maopingensis (Zhu, Huang, and Wang, 1993)

Heterotermes maopingensis Zhu et al., 1993: 53, 61 (soldier), fig. 5.

TYPE DATA: Holotype: KIZK 88 VIII 13074 soldier. Paratypes: KIZK soldiers, workers.

TYPE LOCALITY: China: Guizhou Province: Maoping.

- Huang et al., 2000: 386–387, fig. 188 • *Reticulitermes (Planifrontotermes) maopingensis*; soldier described and figured; key; new combination. China.

🌐 DISTRIBUTION: Oriental Region—China: Guizhou.

Reticulitermes microcephalus Zhu, 1984

Reticulitermes microcephalus Zhu, 1984: 108–110, 111 (soldier), fig. 2.

TYPE DATA: Holotype: GIEC soldier. Paratypes: GIEC soldiers, workers.

TYPE LOCALITY: China: Guangdong: Haifeng: Yuandun forestry farm.

- Huang et al., 1989: 320–321, fig. 212 • *Reticulitermes (Frontotermes) microcephalus*; soldier described and figured; key. China: Guangdong.
- Gao et al., 1992a: 41 • *Reticulitermes microcephalus*; checklist; distribution. China: Guangdong.
- Zhu et al., 1993: 46 • *Reticulitermes microcephalus*; checklist; distribution. China.
- Lin et al., 1994b: 4 • *Reticulitermes (Frontotermes) microcephalus*; checklist; distribution. China: Guangxi.
- Gao, 1995a: 2 • *Reticulitermes (Frontotermes) microcephalus*; checklist. China: Hong Kong.

- Gao et al., 1996: 78, 83–84, fig. 7.26 • *Reticulitermes microcephalus*; soldier described and figured; key. China: Hong Kong.
- Hua, 2000: 25 • *Reticulitermes microcephalus*; listed. China: Guangdong, Guizhou, Guangxi.
- Huang et al., 2000: 453–454, fig. 237 • *Reticulitermes (Frontotermes) microcephalus*; soldier described and figured; key. China.
- Ahmad and Akhtar, 2002: 18 • *Reticulitermes microcephalus*; catalog. China.
- Zhang et al., 2005: 582–587 • *Reticulitermes microcephalus*; cuticular hydrocarbons.

🌐 DISTRIBUTION: Oriental Region—China: Guangdong, Guangxi, Guizhou.

†*Reticulitermes minimus* Snyder, 1928

†*Reticulitermes minimus* Snyder, 1928: 516–517 (imago), figs. 1a, b.

TYPE DATA: Holotype: USNM No. 41546 imago.

TYPE LOCALITY: Unknown (Baltic amber).

- Statz, 1939: 33, table 4 • *Reticulitermes minimus*; discussion; paleontology.
- Armbruster, 1941: 41 • *Leucotermes (Reticulitermes) minimus*; discussion.
- Snyder, 1949a: 366 • *Reticulitermes minimus*; catalog; reference list. Baltic Amber: Eocene.
- Weidner, 1955b: 67, pl. 3: fig. 9 • *Reticulitermes minimus*; imago described and figured; synonymy; ecology.
- Weidner, 1968b: 17–18 • *Leucotermes minimus*; discussion.
- Emerson, 1971: 280–281 • *Reticulitermes minimus*; imago described; synonymy; paleontology; distribution. Baltic Amber: Oligocene [now dated as Eocene].
- Burnham, 1978: 89 • *Reticulitermes minimus*; listed.
- Weidner, 1979: 93–94 • *Reticulitermes minimus*; measurements; listed.
- Weidner and Riou, 1986: 357–358 • *Reticulitermes minimus*; discussion.
- Spahr, 1992: 33 • *Reticulitermes minimus*; synonymy; amber fossil.
- Nel and Paicheler, 1993: 155 • *Reticulitermes minimus*; type data; paleontology; distribution.
- Weitschat and Wichard, 1998: 110, pl. 35, fig. e • *Reticulitermes minimus*; listed; imago figured. Baltic Amber.
- Engel et al., 2007b: 14 • *Reticulitermes minimus*; imago measurements; remarks. Baltic Amber: Eocene.

†*Leucotermes (Reticulitermes) borussicus* Rosen, 1913a: 331 [**nomen nudum**; misspelled as subgenus “*Reticulotermes*”; probably synonym of *minimus* fide Weidner, 1955b: 67 and Emerson, 1971: 280].

- Snyder, 1925d: chart 1 • *Leucotermes (Reticulitermes) borussicus* [sic]; listed.
- Snyder, 1926g: 4 • *Reticulitermes borussicus* [sic]; listed; locality. Baltic amber.
- Statz, 1939: 33, table 4 • *Leucotermes borussicus*; discussion; paleontology.
- Armbruster, 1941: 26, 41 • *Leucotermes (Reticulitermes) borussicus*; remarks.
- Snyder, 1949a: 366 • *Reticulitermes borussicus*; catalog. Baltic amber: Eocene.
- Bachofen-Echt, 1949: 96 • *Leucotermes borussicus*; listed. Baltic amber.
- Andrée, 1951: 50 • *Leucotermes borussicus*; discussion.
- Weidner, 1968b: 17–18 • *Leucotermes borussicus*; discussion.
- Spahr, 1992: 33 • *Reticulitermes borussicus*; synonymy; amber fossil.
- Nel and Paicheler, 1993: 155 • *Reticulitermes (Leucotermes) borussicus*; as Isoptera nomen nudum.

🌐 DISTRIBUTION: Palaearctic Region—Poland: Baltic amber.

✳️ FOSSIL RECORD: Cenozoic–Palaeogene: Eocene.

Reticulitermes minutus Ping and Xu, 1983

Reticulitermes minutus Ping et al., 1983a: 116–117, 118 (soldier), fig. 6.

TYPE DATA: Holotype: GIEC I. No. E 931 soldier. Paratypes: GIEC soldiers, workers.

TYPE LOCALITY: China: Fujian Province: Longyan County [25°N, 117°E].

- Huang et al., 1989: 321–323, fig. 213 • *Reticulitermes* (*Planirrontotermes* [sic]) *minutus*; soldier described and figured. China.
- Gao et al., 1992a: 41 • *Reticulitermes minutus*; checklist; distribution. China: Fujian, Guangdong, Guangxi.
- Ping et al., 1993: 462 • *Reticulitermes minutus*; key.
- Lin et al., 1994b: 4 • *Reticulitermes* (*Planifrontotermes*) *minutus*; checklist; distribution. China: Guangxi.
- Huang and Li, 1999: 288, 291, fig. 10.24 • *Reticulitermes* (*Planifrontotermes*) *minutus*; key; soldier described and figured; distribution. China: Fujian.
- Hua, 2000: 25 • *Reticulitermes minutus*; listed. China: Fujian, Guangdong, Guangxi.
- Huang et al., 2000: 454–455, fig. 238 • *Reticulitermes* (*Frontotermes*) *minutus*; soldier described and figured. China.
- Ahmad and Akhtar, 2002: 18 • *Reticulitermes minutus*; catalog. China.

🌐 DISTRIBUTION: Oriental Region—China: Fujian (Fukien), Guangdong, Guangxi.

Reticulitermes mirogulus He and Qui, 1990

Reticulitermes mirogulus He and Qui, 1990: 16–18, 23 (soldier), figs. 36–41.

TYPE DATA: Holotype: SIES soldier. Paratypes: SIES soldiers, workers.

TYPE LOCALITY: China: Guizhou Province: Fanjingshan.

- Zhu et al., 1993: 48 • *Reticulitermes mirogulus*; checklist; distribution. China.
- Hua, 2000: 25 • *Reticulitermes mirogulus*; listed. China: Guizhou.
- Huang et al., 2000: 387–389, fig. 189 • *Reticulitermes* (*Planifrontotermes*) *mirogulus*; soldier described and figured; key. China.

🌐 DISTRIBUTION: Oriental Region—China: Guizhou.

Reticulitermes mirus Gao, Zhu, and Zhao, 1985

Reticulitermes* (*Frontotermes*) *mirus Gao et al., 1985b: 47–48 (soldier), fig. 1.

TYPE DATA: Holotype: SIES soldier. Paratypes: SIES soldiers, workers, NITN soldiers, workers.

TYPE LOCALITY: China: Guangdong Province: Zhaoqing.

- Huang et al., 1989: 325–326, fig. 217 • *Reticulitermes* (*Frontotermes*) *mirus*; soldier described and figured; key. China: Guangdong.
- Gao et al., 1992a: 41 • *Reticulitermes mirus*; checklist; distribution. China: Guangdong, Sichuan.
- Hua, 2000: 25 • *Reticulitermes mirus*; listed. China: Guangdong.
- Huang et al., 2000: 455–456, fig. 239 • *Reticulitermes* (*Frontotermes*) *mirus*; soldier described and figured; key. China.
- Ahmad and Akhtar, 2002: 18 • *Reticulitermes mirus*; catalog. China.

🌐 DISTRIBUTION: Oriental Region—China: Guangdong, Sichuan.

***Reticulitermes miyatakei* Morimoto, 1968**

***Reticulitermes miyatakei* Morimoto, 1968: 66–67 (soldier, worker), figs. 2s–t, 3g–h, 7b–c, 8g, 9o.**

TYPE DATA: Syntypes: KUEL soldiers, workers, KUEL soldiers, workers.

TYPE LOCALITIES: Japan: Amami-Oshima, Santaro-toge, Japan: Ohara, Tokunoshima.

- Morimoto, 1975c: 53 • *Reticulitermes miyatakei*; key; distribution.
- Takematsu, 1990: 1–4, fig. 1 • *Reticulitermes miyatakei*; imago (previously unknown) described and figured.
- Takematsu, 1994b: 43 • *Reticulitermes miyatakei*; distribution. Japan.
- Takematsu, 1999b: 238–239, figs. 2, 9, 15 • *Reticulitermes miyatakei*; imago, soldier described and figured; synonymy; key. Japan.
- Takematsu and Yamaoka, 1999: 179–188 • *Reticulitermes miyatakei*; cuticular hydrocarbons; distribution.
- Yasuda et al., 2000: 150, fig. 14 • *Reticulitermes miyatakei*; soldier described and figured; distribution. Japan: Ryukyu Islands.
- Park et al., 2006: 89–103 • *Reticulitermes miyatakei*; COII, COIII sequences; genetic distance; distribution.

🌐 DISTRIBUTION: Palaearctic Region—Japan.

***Reticulitermes nanjiangensis* Chen and Ping, 1984**

***Reticulitermes nanjiangensis* Chen and Ping, 1984: 2–3, 4 (soldier), fig. 2.**

TYPE DATA: Holotype: GIEC I.NO.E.6936 soldier. Paratypes: CITC soldiers, workers, GIEC soldiers, workers.

TYPE LOCALITY: China: Sichuan Province: Najiang County [32°N, 106°E].

- Gao et al., 1992a: 41 • *Reticulitermes nanjiangensis*; checklist; distribution. China: Sichuan.
- Hua, 2000: 25 • *Reticulitermes nanjiangensis*; listed. China: Sichuan.
- Huang et al., 2000: 389–390, fig. 190 • *Reticulitermes (Planifrontotermes) nanjiangensis*; soldier described and figured; key. China.

🌐 DISTRIBUTION: Oriental Region—China: Sichuan.

***Reticulitermes nelsonae* Lim and Forschler, 2012**

***Reticulitermes nelsonae* Lim and Forschler, 2012: 76–82 (imago), figs. 1, 3, 8–10.**

TYPE DATA: Holotype: AMNH imago. Paratypes: AMNH imago, USNM imago, soldier, worker, UGCA imago, soldier, worker.

TYPE LOCALITY: USA: Georgia, McIntosh Co., Sapelo Island [31°23′43.32″N, 81°16′38.23″W].

🌐 DISTRIBUTION: Nearctic Region—USA: Florida, Georgia, North Carolina,

***Reticulitermes neochinensis* Li and Huang, 1986**

***Reticulitermes neochinensis* Li and Huang, 1986: 24–25, 32 (soldier), fig. 4.**

TYPE DATA: ?Holotype: GIEC soldier [holotype not mentioned in English section; ?syntypes].

?Paratypes: GIEC soldiers.

TYPE LOCALITY: China: Fujian: Wuyishan.

- Huang et al., 1989: 373, fig. 264 • *Reticulitermes neochinensis*; soldier described and figured; key. China: Fujian.
- Gao et al., 1992a: 41 • *Reticulitermes neochinensis*; checklist; distribution. China: Fujian.
- Huang and Li, 1999: 289, 298, fig. 10.32 • *Reticulitermes neochinensis*; key; soldier described and figured; distribution. China: Fujian.
- Hua, 2000: 25 • *Reticulitermes neochinensis*; listed. China: Fujian.
- Huang et al., 2000: 390–391, fig. 191 • *Reticulitermes (Planifrontotermes) neochinensis*; soldier described and figured; key. China.
- Ahmad and Akhtar, 2002: 18, 19 • *Reticulitermes neochinensis*; catalog. China.

🌐 DISTRIBUTION: Oriental Region—China: Fujian.

***Reticulitermes okanaganensis* Szalanski, Austin, McKern, and Messenger, 2006 [nomen nudum]**

***Reticulitermes okanaganensis* Szalanski et al., 2006: 299–304 [nomen nudum; taxa based strictly on DNA sequencing data; no holotype or type locality selected; requirements of ICZN, 1999, art. 16 not met].**

- Tripodi et al., 2006: 697–706 • *Reticulitermes okanaganensis*; nomen nudum; incorrectly listed as n. sp.; mtDNA sequences; genetic variation; distribution.
- Nelson et al., 2008: 1470 • *Reticulitermes okanaganensis*; comments; not a new species; = *hesperus*.

🌐 DISTRIBUTION: Nearctic Region—Canada: British Columbia; USA: California, Idaho, Nevada, Oregon.

***Reticulitermes okinawanus* Morimoto, 1968**

***Reticulitermes speratus okinawanus* Morimoto, 1968: 70 (soldiers, workers), figs. 2n, 3e, 5i–j, 8d, 9m, 10c.**

TYPE DATA: Syntypes: KUEL imagoes, soldiers, workers (Japan: Okinawa, Yona; includes type colony), KUEL soldiers, workers (Japan: Okinawa, Gogasan), KUEL soldiers, workers (Japan: Okinawa, Shuri).

TYPE LOCALITIES: Japan: Gogasan, Okinawa, Shuri, Yona.

- Morimoto, 1975c: 56 • *Reticulitermes speratus okinawanus*; key; distribution.
- Takematsu, 1994b: 43 • *Reticulitermes speratus okinawanus*; distribution. Japan.
- Takematsu, 1999b: 241, figs. 12, 18 • *Reticulitermes okinawanus*; stat. nov.; soldier described and figured; synonymy; key; distribution. Japan.
- Takematsu and Yamaoka, 1999: 179–188 • *Reticulitermes speratus okinawanus*; cuticular hydrocarbons; distribution.
- Yasuda et al., 2000: 148, 149, fig. 11 • *Reticulitermes okinawanus*; soldier described and figured; distribution. Japan: Ryukyu Islands.
- Matsuura, 2005: 53–61 • *Reticulitermes okinawanus*; termite-fungi interaction; symbiosis; mimicry.
- Park et al., 2006: 89–103 • *Reticulitermes okinawanus*; COII, COIII sequences; genetic distance; distribution.


🌐 DISTRIBUTION: Palaearctic Region—Japan.

Reticulitermes ocephalus* Ping and Li, 1981**Reticulitermes ocephalus* Ping et al., 1981b: 185–186 (soldier), fig. 4.**

TYPE DATA: Holotype: GIEC soldier. Paratypes: GIEC soldiers, workers, FIB soldiers, workers.

TYPE LOCALITY: China: Fujian: Dazhulan, Jianyang Xian.

- Gao and Lam, 1986: 82 • *Tsaiterms ocephalus*; checklist; distribution; new combination. China.
- Huang et al., 1989: 306–307, fig. 203 • *Tsaiterms ocephalus*; soldier described and figured; key. China: Fujian.
- Gao et al., 1992a: 42 • *Tsaiterms ocephalus*; checklist; distribution. China: Fujian.
- Huang and Li, 1999: 287, fig. 10.21 • *Tsaiterms ocephalus*; soldier described and figured; distribution. China: Fujian.
- Hua, 2000: 26 • *Tsaiterms ocephalus*; listed. China: Fujian.
- Huang et al., 2000: 496–497, fig. 271 • *Tsaiterms ocephalus*; soldier described and figured; key. China.
- Ahmad and Akhtar, 2002: 19 • *Reticulitermes ocephalus*; catalog. China [original generic combination incorrectly stated as *Tsaiterms*].

 DISTRIBUTION: Oriental Region—China: Fujian.

Reticulitermes oreophilus* (Ping and Li, 1983)**Tsaiterms oreophilus* Li and Ping, 1983b: 242, 245 (soldier), fig. 3.**

TYPE DATA: Holotype: GIEC 3341 soldier. Paratypes: GIEC soldiers.

TYPE LOCALITY: China: Guangxi: Huaping of Longsheng Gezu Zizhixian [25°3'N, 109°58'E].

- Gao and Lam, 1986: 82 • *Tsaiterms oreophilus*; checklist; distribution. China.
- Huang et al., 1989: 305, fig. 201 • *Tsaiterms oreophilus*; soldier described and figured; key. China: Guangxi.
- Gao et al., 1992a: 42 • *Tsaiterms oreophilus*; checklist; distribution. China: Guangxi.
- Lin et al., 1994b: 2 • *Tsaiterms oreophilus*; checklist; distribution. China: Guangxi.
- Hua, 2000: 25 • *Tsaiterms oreophilus*; listed. China: Guangxi.
- Huang et al., 2000: 497–498, fig. 272 • *Tsaiterms oreophilus*; soldier described and figured; key. China.
- Ahmad and Akhtar, 2002: 19 • *Reticulitermes oreophilus*; catalog; new combination. China.

 DISTRIBUTION: Oriental Region—China: Guangxi.

Reticulitermes ovatilabrum* Xia and Fan, 1981**Reticulitermes ovatilabrum* Xia and Fan, 1981: 192–194, 196 (soldier), figs. 10–18.**

TYPE DATA: Holotype: SIES 09005295 soldier. Paratypes: SIES soldiers, workers.

TYPE LOCALITY: China: Zhuang Autonomus Region of Guangxi: Ningming County: Longrui.

- Gao and Lam, 1986: 82 • *Reticulitermes ovatilabrum*; checklist; distribution. China.
- Huang et al., 1989: 326, fig. 218 • *Reticulitermes (Frontotermes) ovatilabrum*; soldier described and figured; key. China: Guangxi.
- Gao et al., 1992a: 42 • *Reticulitermes ovatilabrus* [sic]; checklist; distribution. China: Guangxi.
- Lin et al., 1994b: 4 • *Reticulitermes (Frontotermes) ovatilabrum*; checklist; distribution. China: Guangxi.
- Hua, 2000: 25 • *Reticulitermes ovatilabrum*; listed. China: Guangxi.

- Huang et al., 2000: 456–457, fig. 240 • *Reticulitermes (Frontotermes) ovatilabrum*; soldier described and figured; key. China.
- Ahmad and Akhtar, 2002: 19 • *Reticulitermes ovatilabrum*; catalog. China.

🌐 DISTRIBUTION: Oriental Region—China: Guangxi.

***Reticulitermes paralucifugus* Ping and Zhang, 1989**

***Reticulitermes paralucifugus* Ping and Zhang, 1989: 4, 7–8 (soldier), figs. 6–11.**

TYPE DATA: Holotype: GIEC I. No. E9799 soldier. Paratypes: GIEC soldiers, workers.

TYPE LOCALITY: China: Shaanxi: Ningshan County [33°3'N, 108°3'E].

- Zhang, 1993: 267 • *Reticulitermes paralucifugus*; locality. China.
- Hua, 2000: 25 • *Reticulitermes paralucifugus*; listed. China: Shaanxi.
- Huang et al., 2000: 391–392, fig. 192 • *Reticulitermes (Planifrontotermes) paralucifugus*; soldier described and figured; key. China.
- Ahmad and Akhtar, 2002: 19 • *Reticulitermes paralucifugus*; catalog. China.

🌐 DISTRIBUTION: Palaearctic Region—China: Shaanxi.

***Reticulitermes parvus* Li, 1979**

***Reticulitermes parvus* Li, 1979: 66 (soldier), fig. 2.**

TYPE DATA: Holotype: ZAHC soldier. Paratypes: ZAHC soldiers, workers.

TYPE LOCALITY: China: Zhejiang Province: Longquan County: Ruixiang Commune.

- Gao and Lam, 1986: 82 • *Reticulitermes parvus*; checklist; distribution. China.
- Huang et al., 1989: 332, fig. 223 • *Reticulitermes (Frontotermes) parvus*; soldier described and figured; key. China.
- Gao et al., 1992a: 41 • *Reticulitermes parvus*; checklist; distribution. China: Zhejiang.
- Zhu et al., 1993: 47 • *Reticulitermes parvus*; checklist; distribution. China.
- Zhang et al., 1994b: 86 • *Reticulitermes parvus*; wing microsculpturing.
- Zhang et al., 1994d: 115–116 • *Reticulitermes parvus*; wing microsculpturing.
- Gao, 1995a: 2 • *Reticulitermes (Frontotermes) parvus*; checklist. China: Hong Kong.
- Gao et al., 1996: 78, 84–85, fig. 7.27 • *Reticulitermes parvus*; soldier described and figured; key. China: Hong Kong.
- Hua, 2000: 25 • *Reticulitermes parvus*; listed. China: Hunan, Zhejiang.
- Huang et al., 2000: 392, fig. 193 • *Reticulitermes (Frontotermes) parvus*; soldier described and figured; key. China.
- Ahmad and Akhtar, 2002: 19 • *Reticulitermes parvus*; catalog. China: Hong Kong.

🌐 DISTRIBUTION: Oriental Region—China: Hong Kong, Hunan, Zhejiang.

***Reticulitermes perangustus* Gao, Shi, and Zhu, 1984**


***Reticulitermes perangustus* Gao et al., 1984b: 295–297 (soldier).**

TYPE DATA: Holotype: SIES soldier. Paratypes: SIES soldiers, workers, NITN soldiers, workers, CICC soldiers, workers.

TYPE LOCALITY: China: Sichuan Province: Chongqing.

- Huang et al., 1989: 366, fig. 257 • *Reticulitermes (Planifrontotermes) perangustus*; soldier described and figured; key. China: Sichuan.

- Gao et al., 1992a: 41 • *Reticulitermes perangustus*; checklist; distribution. China: Sichuan.
- Hua, 2000: 25 • *Reticulitermes perangustus*; listed. China: Sichuan.
- Huang et al., 2000: 394–395, fig. 194 • *Reticulitermes (Planifrontotermes) perangustus*; soldier described and figured; key. China.
- Ahmad and Akhtar, 2002: 19 • *Reticulitermes perangustus*; catalog. China.

 DISTRIBUTION: Oriental Region—China: Sichuan.

***Reticulitermes perflaviceps* Ping and Xu, 1993**

***Reticulitermes perflaviceps* Ping and Xu, 1993: 435–436, 443 (soldier), fig. 4.**

TYPE DATA: Holotype: GIEC soldier. Paratypes: GIEC soldier, workers.

TYPE LOCALITY: China: Guangdong Province: Shixing County: core area of Chebaling.

- Huang et al., 2000: 457–458, fig. 241 • *Reticulitermes (Frontotermes) perflaviceps*; soldier described and figured; key. China.
- Ahmad and Akhtar, 2002: 19 • *Reticulitermes perflaviceps*; catalog. China.

 DISTRIBUTION: Oriental Region—China: Guangdong.


***Reticulitermes perilabralis* Ping and Xu, 1992**

***Reticulitermes perilabralis* Ping et al., 1992b: 336–337, 338 (soldier), figs. 15–19.**

TYPE DATA: Holotype: GIEC I. No. E 10311 soldier. Paratypes: GIEC soldiers, workers.

TYPE LOCALITY: China: Hubei Province: Zhangiazui, Yingshan.

- Huang et al., 2000: 395–396, fig. 195 • *Reticulitermes (Planifrontotermes) perilabralis*; soldier described and figured; key. China.
- Xing et al., 2001: 53–58 • *Reticulitermes perilabralis*; COII sequences; phylogeny.
- Ahmad and Akhtar, 2002: 19 • *Reticulitermes perilabralis*; catalog. China.
- Austin et al., 2002: 753–760 • *Reticulitermes perilabralis*; COII DNA sequences; phylogeny.
- Austin et al., 2004a: 548–555 • *Reticulitermes perilabralis*; COII sequences; phylogeny.

 DISTRIBUTION: Oriental Region—China: Hubei.


***Reticulitermes perilucifugus* Ping, 1985**

***Reticulitermes perilucifugus* Ping, 1985: 323–324, 328 (soldier), fig. 6.**

TYPE DATA: Holotype: GIEC I. No. A0068 soldier. Paratypes: GIEC soldiers, workers.

TYPE LOCALITY: China: Guangdong Province: Guangzhou City.

- Huang et al., 1989: 343, fig. 234 • *Reticulitermes perilucifugus*; soldier described and figured; key. China: Guangdong.
- Gao et al., 1992a: 41 • *Reticulitermes perilucifugus* [sic]; checklist; distribution. China: Guangdong.
- Jiang et al., 1993: 13 • *Reticulitermes perilucifugus*; checklist; distribution. China: Guangxi.
- Lin et al., 1994b: 4 • *Reticulitermes perilucifugus*; checklist; distribution. China: Guangxi.
- Hua, 2000: 25 • *Reticulitermes perilucifugus*; listed. China: Guangdong.
- Huang et al., 2000: 396–397, fig. 196 • *Reticulitermes (Planifrontotermes) perilucifugus*; soldier described and figured; key. China.
- Ahmad and Akhtar, 2002: 19 • *Reticulitermes perilucifugus*; catalog. China.


 DISTRIBUTION: Oriental Region—China: Guangdong, Guangxi.

Reticulitermes pingjiangensis Tsai and Peng, 1983***Reticulitermes (Frontotermes) pingjiangensis*** Tsai et al., 1983: 80–81, 84 (imago soldier), figs. 1–8.

TYPE DATA: Holotype: NAP soldier. Paratypes: NAP soldiers, workers [no mention of imago being included in the paratype series].

TYPE LOCALITY: China: Hunan Province: Pingjiang.

- Gao and Lam, 1986: 82 • *Reticulitermes pingjiangensis*; checklist; distribution. China.
- Huang et al., 1989: 341–342, fig. 232 • *Reticulitermes (Frontotermes) pingjiangensis*; imago, soldier described and figured; key. China.
- Gao et al., 1992a: 41 • *Reticulitermes pingjiangensis*; checklist; distribution. China: Hunan.
- Peng and Yin, 1992: 30–31, fig. 87 • *Reticulitermes (Frontotermes) pingjiangensis*; imago, soldier described; soldier figured. China: Yunnan.
- Ping et al., 1993: 462 • *Reticulitermes pingjiangensis*; key.
- Zhu et al., 1993: 47 • *Reticulitermes pingjiangensis*; checklist; distribution. China.
- Gao, 1995a: 2 • *Reticulitermes (Frontotermes) pingjiangensis*; checklist. China: Hong Kong.
- Gao et al., 1996: 78, 85–86, fig. 7.28 • *Reticulitermes pingjiangensis*; soldier described and figured; key. China: Hong Kong.
- Hua, 2000: 25 • *Reticulitermes pingjiangensis*; listed. China: Guizhou, Hunan.
- Huang et al., 2000: 458–459, fig. 242 • *Reticulitermes (Frontotermes) pingjiangensis*; imago, soldier described and figured; key. China.
- Ahmad and Akhtar, 2002: 19 • *Reticulitermes pingjiangensis*; catalog. China.


 DISTRIBUTION: Oriental Region—China: Guizhou, Hong Kong, Hunan.

Reticulitermes planifrons Li and Ping, 1981***Reticulitermes planifrons*** Ping et al., 1981b: 184–185, 189 (soldier), fig. 3.

TYPE DATA: Holotype: GIEC soldier. Paratypes: GIEC soldiers, workers, FIB soldiers, workers.

TYPE LOCALITY: China: Fujian: Huanggang Shan, Chong' an Xian.

- Gao and Lam, 1986: 82 • *Reticulitermes planifrons*; checklist; distribution. China.
- Huang et al., 1989: 363, fig. 254 • *Reticulitermes (Planifrontotermes) planifrons*; soldier described and figured; key. China: Fujian.
- Gao et al., 1992a: 41 • *Reticulitermes planifrons*; checklist; distribution. China: Fujian.
- Huang and Li, 1999: 289, 296–297, fig. 10.30 • *Reticulitermes (Planifrontotermes) planifrons*; key; soldier described and figured; distribution. China: Fujian.
- Hua, 2000: 25 • *Reticulitermes planifrons*; listed. China: Fujian.
- Huang et al., 2000: 397–398, fig. 197 • *Reticulitermes (Planifrontotermes) planifrons*; soldier described and figured; key. China.
- Ahmad and Akhtar, 2002: 19 • *Reticulitermes planifrons*; catalog. China.


 DISTRIBUTION: Oriental Region—China: Fujian.

Reticulitermes planimentus (Zhu, Huang, and Wang, 1993)***Heterotermes planimentus*** Zhu et al., 1993: 54–55, 61 (soldier), fig. 7.

TYPE DATA: Holotype: KIZK 89 VII 16003 soldier. Paratypes: KIZK soldiers, workers.

TYPE LOCALITY: China: Sichuan Province: Qianjiang County.

- Huang et al., 2000: 398–399, fig. 198 • *Reticulitermes (Planifrontotermes) planimentus*; soldier described and figured; key; new combination. China.

 DISTRIBUTION: Oriental Region—China: Sichuan.

†*Reticulitermes pliozaenicus* Weidner, 1971

†*Reticulitermes pliozaenicus* Weidner, 1971: 42–45 (imago), figs. 3–4.

TYPE DATA: Holotype: GIUG No. 52–19127 imago. Paratypes: GIUG No. 52–17631 imago.

TYPE LOCALITY: Germany: Willershausen.

- Weidner, 1979: 91–94, figs. 1–2 • *Reticulitermes pliozaenicus*; imago described and figured; paleontology. Pliocene.
- Weidner and Riou, 1986: 357–358 • *Reticulitermes pliozaenicus*; discussion.
- Lewis and Heikes, 1989: 11 • *Reticulitermes pliozaenicus*; bibliographic data.
- Nel and Paicheler, 1993: 159 • *Reticulitermes pliozaenicus* [sic]; type data, paleontology, distribution.

🌐 DISTRIBUTION: Palaearctic Region—Germany.

✳️ FOSSIL RECORD: Cenozoic–Neogene: Pliocene.

Reticulitermes pseudaculabialis Gao, Pan, Ma, and Shi, 1982

Reticulitermes (Planifrontotermes) pseudaculabialis Gao et al., 1982d: 302–304, 305 (imago, soldier), fig. 3 [The original paper cites Gao et al. after the new species name, indicating that all the authors of this paper, i.e., Gao, Pan, Ma, and Shi, are the authors of this species. However, subsequent authors incorrectly cite only “Gao et Shi” as the authors].

TYPE DATA: Holotype: SIES soldier, holomorphotype imago [no mention of where the holotype is deposited; possibly SIES, where Gao has deposited other types]. Paratypes: CHM imago, soldiers, NITN imagoes, soldiers, CICC imagoes, soldiers, CIRC imagoes, soldiers.

TYPE LOCALITY: China: Sichuan Province: Nanchong.

- Gao and Lam, 1986: 82 • *Reticulitermes pseudaculabialis*; checklist; distribution. China [not all authors cited].
- Huang et al., 1989: 363–365, fig. 255 • *Reticulitermes (Planifrontotermes) pseudaculabialis*; imago, soldier described and figured; key. China [not all authors cited].
- Gao et al., 1992a: 41 • *Reticulitermes pseudaculabialis*; checklist; distribution. China: Sichuan [not all authors cited].
- Zhu et al., 1993: 48 • *Reticulitermes pseudaculabialis*; checklist; distribution. China.
- Hua, 2000: 25 • *Reticulitermes pseudaculabialis*; listed. China: Guizhou, Sichuan [not all authors cited].
- Huang et al., 2000: 399–400, fig. 199 • *Reticulitermes (Planifrontotermes) pseudaculabialis*; imago, soldier described and figured; key. China [not all authors cited].
- Ahmad and Akhtar, 2002: 19 • *Reticulitermes pseudaculabialis*; catalog. China [not all authors cited].

🌐 DISTRIBUTION: Oriental Region—China: Sichuan.

Reticulitermes qingdaoensis Li and Ma, 1987

Reticulitermes qingdaoensis Li and Ma, 1987: 82–83, 84 (imago, soldier), figs. 3, 4.

TYPE DATA: Holotype: GIEC ?soldier [no mention of which caste is the type]. Paratypes: GIEC imagoes, soldiers.

TYPE LOCALITY: China: Shandong Province: Qingdao.

- Huang et al., 1989: 362–363, fig. 253 • *Reticulitermes qingdaoensis*; soldier described and figured; key. China: Shandong.

- Gao et al., 1992a: 41 • *Reticulitermes qingdaoensis* [sic]; checklist; distribution. China: Shandong.
- Hua, 2000: 25 • *Reticulitermes qingdaoensis*; listed. China: Shandong.
- Huang et al., 2000: 485–487, fig. 263 • *Reticulitermes (Reticulitermes) qingdaoensis*; soldier described and figured; key. China.
- Ahmad and Akhtar, 2002: 19 • *Reticulitermes qingdaoensis*; catalog. China.

🌐 DISTRIBUTION: Palaearctic Region—China: Shandong.

***Reticulitermes qingjiangensis* Gao and Wang, 1982**

***Reticulitermes (Planifrontotermes) qingjiangensis* Gao et al., 1982b: 140–141, 143 (soldier), fig. 2.**

TYPE DATA: Holotype: SIES soldier. Paratypes: SIES soldiers, NITN soldiers.

TYPE LOCALITY: China: Jiangsu Province: Qingjiang.

- Tsai and Huang, 1983: 435, 436 • *Heterotermes quingjiangensis*; new combination.
- Wang and Li, 1984: 67 • *Reticulitermes qingjiangensis*; listed; new combination China.
- Gao and Lam, 1986: 82 • *Reticulitermes qingjiangensis* [sic]; listed. China.
- Huang et al., 1989: 381–382, fig. 270 • *Heterotermes qingjiangensis*; soldier described and figured; key. China: Jiangsu.
- Gao and Chen, 1992a: 2 • *Reticulitermes qingjiangensis*; locality. China.
- Gao et al., 1992a: 41 • *Reticulitermes qingjiangensis* [sic]; listed. China: Henan, Jiangsu.
- Hua, 2000: 25 • *Heterotermes qingjiangensis*; listed. China: Anhui, Henan, Jiangsu, Zhejiang.
- Huang et al., 2000: 400–401, fig. 200 • *Reticulitermes (Planifrontotermes) qingjiangensis*; soldier described and figured; key. China.
- Ahmad and Akhtar, 2002: 16 • *Heterotermes qingjiangensis*; catalog. China.
- Maiti, 2006: 107, 109 • *Heterotermes qingjiangensis* [sic]; listed.

🌐🌐 DISTRIBUTION: Oriental Region—China: Jiangsu, Zhejiang. ♦ Palaearctic Region—China: Anhui, Henan.

***Reticulitermes rectis* Xia and Fan, 1981**

***Reticulitermes rectis* Xia and Fan, 1981: 194–195, 196 (soldier), figs. 19–27.**

TYPE DATA: Holotype: SIES 09004593 soldier. Paratypes: SIES soldiers, workers.

TYPE LOCALITY: China: Hunan Province: Mangshan.

- Gao and Lam, 1986: 82 • *Reticulitermes rectis*; checklist; distribution. China.
- Huang et al., 1989: 365, fig. 256 • *Reticulitermes (Planifrontotermes) rectis*; soldier described and figured; key. China: Hunan.
- Chen and Xu, 1992: 11, 12 • *Reticulitermes rectis*; checklist; distribution. China: Anhui Province.
- Gao and Chen, 1992a: 2 • *Reticulitermes rectis*; locality. China.
- Gao et al., 1992a: 41 • *Reticulitermes rectis*; checklist; distribution. China: Hunan.
- Peng and Yin, 1992: 32, fig. 91 • *Reticulitermes (Planifrontotermes) rectis*; soldier described and figured. China: Hunan.
- Hua, 2000: 25 • *Reticulitermes rectis*; listed. China: Hunan.
- Huang et al., 2000: 401–403, fig. 201 • *Reticulitermes (Planifrontotermes) rectis*; soldier described and figured; key. China.
- Ahmad and Akhtar, 2002: 19 • *Reticulitermes rectis*; catalog. China.

🌐🌐 DISTRIBUTION: Oriental Region—China: Hunan. ♦ Palaearctic Region—China: Anhui.

Reticulitermes saraswati Roonwal and Chhotani, 1962

Reticulitermes saraswati Roonwal and Chhotani, 1962a: 303–306 (soldier, pseudoworker), pls. 17–18.

TYPE DATA: Holotype: ZSI No. 2569/H8 soldier. Paratypes: ZSI Nos. 2570/H8, 2571/H8 soldiers, pseudoworkers.

TYPE LOCALITY: India: Meghalaya: Khasi-Jaintia Hills District: Shillong [25°34'N, 91°56'E].

- Roonwal and Chhotani, 1965a: 21, 27 • *Reticulitermes saraswati*; distribution. India.
- Sen-Sarma, 1974: 453 • *Reticulitermes saraswati*; ecology and biogeography. India.
- Sen-Sarma et al., 1975: 64 • *Reticulitermes saraswati*; list. India.
- Thakur, 1977: 194 • *Reticulitermes saraswati*; key.
- Chhotani, 1977a: 29 • *Reticulitermes saraswati*; distribution. India.
- Chhotani and Das, 1983: 316, 324, 327, 329, fig. 4 • *Reticulitermes saraswati*; soldier figured; distribution; key. India.
- Chhotani, 1984: 119 • *Reticulitermes saraswati*; listed; castes known; distribution. India.
- Roonwal and Chhotani, 1989: 506–508, figs. 262–263 • *Reticulitermes saraswati*; soldier, pseudoworker described and figured; synonymy; key. India.
- Maiti et al., 1995: 435, 436 • *Reticulitermes saraswati*; key; synonymy; soldier measurements; distribution. India.
- Bose, 1999: 30 • *Reticulitermes saraswati*; key.
- Ahmad and Akhtar, 2002: 19 • *Reticulitermes saraswati*; catalog. India.

🌐 DISTRIBUTION: Oriental Region—India: Meghalaya.

Reticulitermes setosus Li and Xiao, 1989

Reticulitermes setosus Li and Xiao, 1989: 467–468, 475, 476 (soldier), fig. 3.

TYPE DATA: Holotype: GIEC soldier. Paratypes: GIEC soldiers.

TYPE LOCALITY: China: Guangxi: Damingshan, Wuming.

- Lin et al., 1994b: 4 • *Reticulitermes setosus*; checklist; distribution. China: Guangxi.
- Hua, 2000: 25 • *Reticulitermes setosus*; listed. China: Guangxi.
- Huang et al., 2000: 403–404, fig. 202 • *Reticulitermes (Planifrontotermes) setosus*; soldier described and figured; key. China.
- Ahmad and Akhtar, 2002: 19 • *Reticulitermes setosus*; catalog. China.

🌐 DISTRIBUTION: Oriental Region—China: Guangxi.

Reticulitermes solidimandibulas (Li and Xiao, 1989)

Heterotermes solidimandibulas Li and Xiao, 1989: 465–466, 475 (soldier), fig. 1.

TYPE DATA: Holotype: GIEC soldier. Paratypes: GIEC soldiers.

TYPE LOCALITY: China: Guangxi: Damingshan, Wuming.

- Lin et al., 1994b: 5 • *Heterotermes solidimandibulas*; checklist; distribution. China: Guangxi.
- Hua, 2000: 25 • *Reticulitermes solidimandibulas*; listed. China: Guangxi.
- Huang et al., 2000: 404–405, fig. 203 • *Reticulitermes (Planifrontotermes) solidimandibulas*; soldier described and figured; key. China.
- Ahmad and Akhtar, 2002: 16 • *Heterotermes solidimandibulas*; catalog. China.

🌐 DISTRIBUTION: Oriental Region—China: Guangxi.

Reticulitermes speratus (Kolbe, 1885)***Reticulitermes speratus kyushuensis*** Morimoto, 1968

Reticulitermes speratus kyushuensis Morimoto, 1968: 70 (imago, soldier, workers), figs. 2i–m, 3d, 5a–h, 8c, e, 9g–l, 10b.

TYPE DATA: Syntypes: KUEL imagoes, soldiers, workers (Japan: Fukuoka, Kashii; type colony; numerous other syntypes listed by Morimoto 1968: table 3), KUEL soldiers, workers (Japan: Asa, Asacho, Hiroshima).

TYPE LOCALITIES: Japan: Asa, Asacho, Fukuoka, Hiroshima, Kashii.

- Asahina, 1970: 235 • *Reticulitermes speratus kyushuensis*; locality. Japan: Tsushima Islands.
- Ishihara, 1975b: 47 • *Reticulitermes speratus kyushuensis*; remarks.
- Morimoto, 1975c: 56 • *Reticulitermes speratus kyushuensis*; key; distribution.
- Becker, 1981: 283–288 • *Reticulitermes speratus kyushuensis*; behavior.
- Takematsu, 1994b: 43, 46 • *Reticulitermes speratus kyushuensis*; distribution. Japan.
- Takematsu, 1999b: 234–237, fig. 7 • *Reticulitermes speratus kyushuensis*; soldier described and figured; synonymy; key; distribution. Japan; Korea.
- Takematsu and Yamaoka, 1999: 179–188 • *Reticulitermes speratus kyushuensis*; cuticular hydrocarbons; distribution.

🌐 DISTRIBUTION: Palaearctic Region—Japan; South Korea.

Reticulitermes speratus leptolabralis Morimoto, 1968

Reticulitermes speratus leptolabralis Morimoto, 1968: 70 (imago, soldier, workers), figs. 2e–h, 3c, 4i–l, 8b, 9a–c.

TYPE DATA: Syntypes: KUEL imagoes, soldiers, workers (Japan: Tokushima, Yami; includes type locality; numerous other syntypes listed by Morimoto 1968: table 3), KUEL soldiers, workers (Japan: Aichi, Kasugai).

TYPE LOCALITIES: Japan: Aichi, Kasugai, Tokushima, Yami.

- Ishihara, 1975b: 47 • *Reticulitermes speratus leptolabralis*; remarks.
- Morimoto, 1975c: 56 • *Reticulitermes speratus leptolabralis*; key; distribution.
- Becker, 1981: 283–288 • *Reticulitermes speratus leptolabralis*; behavior.
- Takematsu, 1994b: 43, 46 • *Reticulitermes speratus leptolabralis*; distribution. Japan.
- Takematsu, 1999b: 234, fig. 6 • *Reticulitermes speratus leptolabralis*; soldier described and figured; synonymy; key; distribution. Japan.
- Takematsu and Yamaoka, 1999: 179–188 • *Reticulitermes speratus leptolabralis*; cuticular hydrocarbons; distribution.

🌐 DISTRIBUTION: Palaearctic Region—Japan.

Reticulitermes speratus speratus (Kolbe, 1885)

Termes speratus Kolbe, 1885: 147–149 (soldier, worker), pl. 6: figs. 1–18.

TYPE DATA: Syntypes: ZMB soldiers, workers (Japan: Kaga-Yashiki, Yedo), ZMB soldiers, workers (Japan: Hakodate, Mohezi).

TYPE LOCALITIES: Japan: Hakodate, Kaga-Yashiki, Mohezi, Yedo.

- Desneux, 1904b: 33 • *Termes (Leucotermes) speratus*; reference list. Japan.
- Matsumura, 1904: 24, 158, fig. 9, pl. 10, fig. 7 • *Termes speratus*; imago, soldier described and figured.

- Matsumura, 1907: 54, fig. 44 • *Termes speratus*; soldier, worker described and figured.
- Oshima, 1908: 514–517 • *Termes speratus*; imago described. Japan. *Termes flavipes* [misidentification]; imago described.
- Shiraki, 1909: 229, 230–232 • *Leucotermes speratus*; soldier described. Japan [cited under synonymy of *flaviceps* by Morimoto, 1968: 67]. *Leucotermes flavipes* [misidentification]; synonymy; discussion.
- Nawa, 1910a: 547–552, figs. 1–6 • *Leucotermes speratus*; soldier, queen, nymphs described and figured; new combination.
- Yano, 1910: 601 • *Leucotermes speratus*; distribution. Japan.
- Oshima, 1910a: 345–346, 414–417 • *Termes (Leucotermes) flavipes* [misidentification]; described; comparisons with *speratus*. Taiwan. *Leucotermes speratus*; described; comparisons with *flavipes*. Japan.
- Oshima, 1911b: 3–5 • *Leucotermes flavipes* [misidentification]. Taiwan.
- Holmgren, 1911a: 69 • *Leucotermes speratus*; listed. Japan.
- Oshima, 1911a: 356, pl. 18, figs. 4, 6 • *Leucotermes speratus*; soldier figured; comparisons.
- Nawa, 1911a: 14 • *Leucotermes speratus*; listed; *Leucotermes flavipes* [misidentification]; listed. Japan only.
- Nitobe, 1911: 20 • *Leucotermes flavipes* [misidentification].
- Yano, 1911a: 58, pl. 4: figs. 4–11 • *Leucotermes speratus*; characters; figured; distribution. Japan.
- Yano, 1911c: 403 • *Leucotermes speratus*; characters; distribution. Japan.
- Yano, 1911b: 364–367, figs. 1–6 • *Leucotermes speratus*; synonymy; characters; distribution. Japan.
- Oshima, 1912: 71–74, pl. 1: fig. 11, pl. 2: figs. 10, 13 • *Leucotermes speratus*; soldier described. Japan.
- Holmgren, 1912d: 124, 125 • *Leucotermes speratus* [part]; key; remarks; locality. Japan only [exclude Taiwan].
- Hozawa, 1912: 496–497 • *Leucotermes speratus*; synonymy.
- Nawa, 1912a: 17, pl. 1: fig. 1 • *Leucotermes speratus*; comparisons; soldier figured. Taiwan.
- Holmgren, 1913c: 11, 61–63, pl. 2: figs. 1, 3 • *Leucotermes (Reticulitermes) speratus* [part]; imago, soldier, worker described and figured; key; distribution. Japan only [exclude Taiwan].
- Oshima, 1913a: 277 • *Leucotermes speratus*; reference list; distribution. Japan.
- Yano, 1913: 109, pl. 4: figs. 12–15 • *Leucotermes speratus*; synonymy; characters; distribution. Japan.
- Oshima, 1914c: 1 • *Leucotermes (Reticulitermes) speratus*; listed.
- Hozawa, 1915: 11, 62–83, figs. 14–18, pl. 2: figs. 11–15 • *Leucotermes (Reticulitermes) speratus* [part]; imago, soldier, worker described and figured; synonymy. Japan; Korea; Taiwan.
- Yano, 1915: 1–5, pl. 9: figs. 1–8 • *Leucotermes (Reticulitermes) speratus*; imago, queen, soldier, nymph, worker described and figured; biology; distribution. Japan; Korea; Taiwan.
- Oshima, 1919: 326 • *Leucotermes (Reticulitermes) speratus*; listed; damage.
- Snyder, 1926g: 4 • *Reticulitermes speratus*; distribution. Japan.
- Kemner, 1930a: 323 • *Reticulitermes speratus*; distribution. China; Japan; Korea; Taiwan.
- Eidmann, 1930: 323 • *Leucotermes (Reticulitermes) speratus*; distribution. China; Japan; Korea; Taiwan.
- Light, 1931a: 589, 592 • *Reticulitermes speratus*; key; measurements; new combination.
- Hozawa, 1932: 2008 • *Leucotermes speratus*; imago, soldier described and figured.
- Kirby, 1932: 407, 442 • *Reticulitermes speratus*; protozoa.
- Snyder, 1949a: 74 • *Reticulitermes speratus*; catalog; reference list. Japan; Korea.
- Lash, 1952: 3, 5 • *Reticulitermes speratus*; listed.
- Tu, 1955b: 81, 85 • *Reticulitermes speratus*; catalog; distribution. China; Japan: Loo-choo (Ryukyu) Archipelago; Korea; Taiwan.
- Tu, 1955a: 31, 36, 37 • *Reticulitermes speratus*; catalog; distribution. China: Hainan Island, Hong Kong, Mainland; Taiwan.
- Ahmad, 1958: 71, 72 • *Reticulitermes speratus*; key.

- Harris, 1961a: 51, 98, 106, 143, 156, 159 • *Reticulitermes speratus*; distribution; damage. Japan; Korea.
- Roonwal and Chhotani, 1962a: 306 • *Reticulitermes speratus*; comparisons.
- Mathur and Thapa, 1962a: 28 • *Reticulitermes speratus*; collection catalog. Japan.
- Harris, 1963a: 5 • *Reticulitermes speratus*; comparisons; distribution. China: Chekiang, Kiangsu; Japan; Taiwan.
- Ikehara, 1963: 10, 12, fig. 2 • *Leucotermes speratus*; synonymy; distribution. Japan: Ryukyu Islands.
- Shimizu, 1963: 207–213 • *Leucotermes (Reticulitermes) speratus*; caste differentiation.
- Tsai and Chen, 1964a: 27, 34 • *Reticulitermes speratus*; synonymy; distribution.
- Tsai and Chen, 1964b: 58, 60–61 • *Reticulitermes speratus*; imago, soldier described; key; synonymy. China.
- Yu and Ping, 1964a: 11, 14 • *Reticulitermes speratus* [= *flaviceps*]; remarks.
- Hsia and Fan, 1965: 363 • *Reticulitermes flaviceps* [misidentification]; listed.
- Mumford, 1965: 31 • *Reticulitermes speratus*; interception. USA: California.
- Ikehara, 1966: 63–64, 74–75, 81–170 • *Leucotermes speratus*; synonymy; biogeography; dispersal; biology; distribution. Japan: Ryukyu Islands.
- Gay, 1967: 12, 29 • *Reticulitermes speratus*; distribution; intercepted in USA: Hawaii.
- Morimoto, 1968: 69, figs. 2a–d, 3a–b, 4a–h, 8a, 9a–c, 10a • *Reticulitermes speratus*; soldier described; *Reticulitermes speratus speratus*; nominal subspecies created; imago, soldier described and figured; synonymy. Japan.
- Harris, 1970b: 310, 311 • *Reticulitermes speratus*; biology; distribution. China; Japan; Korea.
- Luppova, 1973: 16 • *Reticulitermes speratus*; distribution. USSR.
- Nishimoto, 1973: 17 • *Reticulitermes speratus*; distribution and introductions.
- Belyaeva and Zhuzhikov, 1974: 28, fig. 5 • *Reticulitermes speratus*; key; soldier figured; distribution. USSR.
- Ishihara, 1975a: 4 • *Reticulitermes speratus*; characters; soldier figured; references; distribution. Japan.
- Ishihara, 1975b: 47 • *Reticulitermes speratus*; remarks; *Reticulitermes speratus speratus*; remarks.
- Morimoto, 1975c: 53, 56 • *Reticulitermes speratus*; also as *Reticulitermes speratus speratus*; key; distribution.
- Yamaoka and Nagatani, 1975: 23–29 • *Reticulitermes speratus*; protozoa; cellulose digestion.
- Tsai et al., 1977: 465, 468–469 • *Reticulitermes (Frontotermes) speratus*; key; reference list; measurements. China.
- Yamaoka and Nagatani, 1977: 34–42 • *Reticulitermes speratus*; protozoa; cellulose digestion.
- Yamaoka and Nagatani, 1978: 132–141 • *Reticulitermes speratus*; gut; histology.
- Mori, 1979: 36 • *Reticulitermes speratus*; remarks; distribution. Bonin Islands (Ogasawara): Chichijima Island.
- Simakova, 1979: 116 • *Reticulitermes speratus*; distribution. USSR: Vladivostok.
- Becker, 1981: 283–288 • *Reticulitermes speratus speratus*; behavior.
- Zhu and Zhao, 1982: 36–38 • *Reticulitermes speratus*; comparisons with *flaviceps*.
- Fujiyama, 1983: 92 • *Reticulitermes speratus*; discussion.
- Yamaoka et al., 1983: 45–50 • *Reticulitermes speratus*; gut; protozoa.
- Doki et al., 1984: 175–187 • *Reticulitermes speratus*; caste differentiation; juvenile hormone.
- Wang and Li, 1984: 67 • *Reticulitermes speratus*; listed. China.
- Gao and Lam, 1986: 82 • *Reticulitermes speratus*; checklist; distribution. China.
- Huang et al., 1986b: 215 • *Reticulitermes speratus*; distribution. China: Shaanxi.
- Storozhenko, 1986: 170–171 • *Reticulitermes speratus*; key; imago, soldier, worker described and figured; distribution. China; “Eastern USSR”: Maritime Province; Japan; Korea.
- Huang and Han, 1987: 47 • *Reticulitermes speratus*; distribution. China: Xizang [Tibet].
- Huang and Han, 1988a: 38 • *Reticulitermes speratus*; distribution. China: Xizang [Tibet].
- Huang and Han, 1988b: 59 • *Reticulitermes speratus*; distribution. China: Xizang [Tibet].
- Abe, 1989: 44, 46 • *Reticulitermes speratus*; biology; ecology; distribution. Japan: Ryukyu Islands.

- Huang et al., 1989: 350–352, fig. 241 • *Reticulitermes (Frontotermes) speratus*; imago, soldier described and figured; key; synonymy. China.
- Yaga, 1989: 41 • *Reticulitermes speratus*; pest; distribution. Japan.
- Tokoro et al., 1990: 2549–2557 • *Reticulitermes speratus*; trail pheromones; biochemistry.
- Tokoro et al., 1991: 1–14 • *Reticulitermes speratus*; trail pheromones; biochemistry; communication.
- Takematsu, 1992b: 67–76 • *Reticulitermes speratus*; development; castes; biometrics.
- Chen and Xu, 1992: 11, 12 • *Reticulitermes speratus*; checklist; distribution. China: Anhui Province.
- Gao and Chen, 1992a: 2 • *Reticulitermes speratus*; locality. China.
- Gao et al., 1992a: 41 • *Reticulitermes speratus*; checklist; distribution. China: Anhui, Beijing, Guizhou, Hebei, Henan, Liaoning, Shandong, Tianjin.
- Ping et al., 1993: 461 • *Reticulitermes speratus*; key.
- Zhang, 1993: 267 • *Reticulitermes speratus*; locality. China.
- Lin et al., 1994b: 4 • *Reticulitermes (Frontotermes) speratus*; synonymy; checklist; distribution. China: Guangxi.
- Takematsu, 1994b: 43, 46 • *Reticulitermes speratus speratus*; distribution. Japan.
- Zhang et al., 1994b: 86 • *Reticulitermes speratus*; wing microsculpturing.
- Zhang et al., 1994d: 115 • *Reticulitermes speratus*; wing microsculpturing.
- Takahashi and Gassa, 1995: 1837–1845 • *Reticulitermes speratus*; cuticular hydrocarbons; aggressive behavior.
- Ohkuma et al., 1996: 2747–2752 • *Reticulitermes speratus*; gut symbionts; DNA sequences; nitrogen fixation gene; phylogeny.
- Inoue et al., 1997c: 235–242 • *Reticulitermes speratus*; protozoa; cellulose; enzymes; digestion.
- Sugimoto et al., 1997: 185–225 • *Reticulitermes speratus*; protozoa; enzymes; methane and hydrogen emissions. Japan.
- Watanabe et al., 1998: 330–331 • *Reticulitermes speratus*; cellulase gene; origin.
- Huang and Li, 1999: 288, 301–302, fig. 10.39 • *Reticulitermes speratus*; key; soldier described and figured; distribution. China: Fujian.
- Iwata et al., 1998: 45–64 • *Reticulitermes speratus*; behavior; grooming; trophallaxis.
- Kaib, 1999: 337 • *Reticulitermes speratus*; trail pheromones; biochemistry.
- Takematsu, 1999c: 34, 37, fig. 2.6 • *Reticulitermes speratus*; gut described and figured.
- Takematsu, 1999b: 232–234, figs. 1, 5 • *Reticulitermes speratus*; key; synonymy; imago, soldier described; distribution; *Reticulitermes speratus speratus*; soldier described and figured; synonymy; key; distribution. Japan.
- Takematsu and Yamaoka, 1999: 179–188 • *Reticulitermes speratus*; cuticular hydrocarbons; distribution.
- Tsunoda et al., 1999: 604–609 • *Reticulitermes speratus*; foraging; territory; mark-recapture.
- Hua, 2000: 25 • *Reticulitermes speratus*; listed. China: Anhui, Fujian, Gansu., Guangdong, Guangxi, Hebei, Henan, Hubei, Jiangxi, Liaoning, Shaanxi, Shandong, Shanxi, Sichuan, Xizang [Tibet], Yunnan, Zhejiang; Japan; Taiwan; USA: Hawaii.
- Huang et al., 2000: 460–461, fig. 243 • *Reticulitermes (Frontotermes) speratus*; imago, soldier described; soldier figured; key; reference list. China.
- Fujita et al., 2001: 116–123 • *Reticulitermes speratus*; gut chemistry; trophallaxis.
- Matsuura, 2001: 20–26 • *Reticulitermes speratus*; bacteria; chemical cues; nestmate recognition.
- Matsuura and Nishida, 2001b: 119–124 • *Reticulitermes speratus*; parthenogenesis; colony foundation; flight.
- Matsuura and Nishida, 2001a: 378–383 • *Reticulitermes speratus*; agonistic behavior; colony fusion; nymph ratio; nest mate recognition.
- Xing et al., 2001: 53–58 • *Reticulitermes speratus*; COII sequences; phylogeny.
- Ahmad and Akhtar, 2002: 19 • *Reticulitermes speratus*; catalog. Japan; Korea.
- Austin et al., 2002: 753–760 • *Reticulitermes speratus*; COII DNA sequences; phylogeny.
- Hayashi et al., 2002: 518–520 • *Reticulitermes speratus*; microsatellites.

- Hojo et al., 2002: 571–576 • *Reticulitermes speratus*; *Termitaria* spp.; parasitic fungi; molecular phylogeny of fungi.
- Marini and Mantovani, 2002: 454–459 • *Reticulitermes speratus*; COII and 16S rRNA sequences; phylogeny.
- Matsuura, 2002b: 646–649 • *Reticulitermes speratus*; chromosome translocation; haplodiploid analogy.
- Matsuura, 2002a: 172–179 • *Reticulitermes speratus*; soldier defense; phragmosis; measurements.
- Matsuura and Nishida, 2002: 241–244 • *Reticulitermes speratus*; flight; dealation; predation.
- Matsuura et al., 2002b: 167–173 • *Reticulitermes speratus*; colony foundation by females; parthenogenesis; altruism.
- Matsuura et al., 2002a: 63–70 • *Reticulitermes speratus*; homosexual tandem behavior.
- Zhong and Liu, 2002: 28, Table 2 • *Reticulitermes speratus*; damage; distribution. China.
- Hayashi et al., 2003: 253–257, fig. 1 • *Reticulitermes speratus*; parthenogenesis; microsatellite loci; worker figured.
- Austin et al., 2004a: 548–555 • *Reticulitermes speratus*; COII sequences; phylogeny.
- Lo et al., 2004: 365–371 • *Reticulitermes speratus*; phylogeny; COI, COII, 16S rRNA sequences.
- Luchetti et al., 2004: 117–122 • *Reticulitermes speratus*; COII, 16S rRNA sequences; phylogeny.
- Matsuura et al., 2004: 325–332 • *Reticulitermes speratus*; parthenogenesis; heterozygosity.
- Miyata et al., 2004: 309–314 • *Reticulitermes speratus*; caste differentiation; neotenic; sex ratio.
- Nakayama et al., 2004: 127–138 • *Reticulitermes speratus*; desiccation; survival.
- Ohkuma et al., 2004: 701–710 • *Reticulitermes speratus*; phylogeny; COII sequences.
- Tokuda et al., 2004: 3219–3228 • *Reticulitermes speratus*; cellulose digestion; cellulase; endogluconase; feeding; phylogeny.
- Uva et al., 2004b: 344–353 • *Reticulitermes speratus*; ITS2 nuclear, 16S rRNA-ND1 sequences; phylogeny.
- Hayashi et al., 2005: 175–184 • *Reticulitermes speratus*; microsatellite; mtDNA sequences; relatedness.
- Matsuura, 2005: 53–61 • *Reticulitermes speratus*; termite-fungi interaction; symbiosis; mimicry.
- Tokuda et al., 2005: 372–380 • *Reticulitermes speratus*; gut; cellulase; cellulose digestion; salivary glands.
- Belyaeva and Dovgobrod, 2006: 504, fig. 4b • *Reticulitermes speratus*; female genitalia described and figured.
- Fujita and Abe, 2006: 175–188 • *Reticulitermes speratus*; bacterial symbionts; nitrogen fixation; trophallaxis.
- Hayashi et al., 2006: 849–859 • *Reticulitermes speratus*; neotenic; parthenogenesis.
- Itakura et al., 2006: 99–113 • *Reticulitermes speratus*; LAMP, DNA sequences; identification.
- Lo et al., 2006: 433–437 • *Reticulitermes speratus*; COII sequences; phylogeny.
- Matsuura, 2006a: 1203–1209 • *Reticulitermes speratus*; egg mimicry by fungus; behavior.
- Matsuura, 2006b: 625–628 • *Reticulitermes speratus*; sexual dimorphism; eclosion; swarming.
- Matsuura, 2006c: 565–574 • *Reticulitermes speratus*; soldier; sex ratio; sexual dimorphism.
- Park et al., 2006: 89–103 • *Reticulitermes speratus*; COII, COIII sequences; phylogeny; distribution. Japan; Korea.
- Matsuura and Kobayashi, 2007: 241–246 • *Reticulitermes speratus*; colony foundation; parthenogenesis; automixis.
- Hayashi et al., 2007: 985–987 • *Reticulitermes speratus*; caste determination; sex linkage.
- Yamada et al., 2007: 3768–3777 • *Reticulitermes speratus*; *nifH*; nitrogen fixation; symbiosis. Japan.
- Crozier and Schluens, 2008: 299–302 • *Reticulitermes speratus*; life cycle and development; genetics; behavior.
- Maekawa et al., 2008: 699–705 • *Reticulitermes speratus*; caste differentiation; compound eye; neotenic reproductive; postembryonic development.
- Watanabe and Maekawa, 2008: 437–447 • *Reticulitermes speratus*; juvenile hormone; soldier differentiation; frontal pore.

- Long et al., 2009: 411–430 • *Reticulitermes speratus*; ISSR, COII sequences; genetic diversity. China.
- Watanabe et al., 2010: 377–386 • *Reticulitermes speratus*; juvenile hormone; caste differentiation; intercaste.

🌐 DISTRIBUTION: Oriental Region—China: Fujian, Guangdong, Guangxi, Guizhou, Hubei, Jiangxi, Sichuan, Yunnan, Zhejiang; Japan: Ryukyu Islands; Taiwan. ♦ Palaearctic Region—China: Anhui, Beijing, Gansu, Hebei, Henan, Liaoning, Shaanxi, Shandong, Tianjin, Xizang [Tibet]; “Eastern USSR”; Japan; South Korea. ♦ Papuan Region—USA: Hawaii: intercepted.

***Reticulitermes subligulosus* Ping and Xu, 1992**

***Reticulitermes subligulosus* Ping et al., 1992a: 2–3, 7 (soldier), figs. 6–10.**

TYPE DATA: Holotype: GIEC I. NO. E. 11794 soldier. Paratypes: GIEC soldiers, YITC soldiers.

TYPE LOCALITY: China: Hubei Province: Xingshan County [31.2°N,110.7°E].

- Huang and Han, 1997: 108, fig. 5 • *Reticulitermes subligulosus*; soldier described and figured. China.
- Huang et al., 2000: 405–406, fig. 204 • *Reticulitermes (Planifrontotermes) subligulosus*; soldier described and figured; key. China.
- Ahmad and Akhtar, 2002: 19 • *Reticulitermes subligulosus*; catalog. China.

🌐 DISTRIBUTION: Oriental Region—China: Hubei.

***Reticulitermes sublongicapitatus* Ping, 1986**

***Reticulitermes sublongicapitatus* Ping, 1986: 64–65 (soldier, worker), fig. 3.**

TYPE DATA: Holotype: GIEC soldier. Paratypes: GIEC soldiers, workers.

TYPE LOCALITY: China: Guanxi Province: Longshen: Huaping, virgin forest.

- Gao et al., 1992a: 41 • *Reticulitermes sublongicapitatus*; checklist; distribution. China: Guangxi.
- Lin et al., 1994b: 4 • *Reticulitermes sublongicapitatus*; checklist; distribution. China: Guangxi.
- Hua, 2000: 25 • *Reticulitermes sublongicapitatus*; listed. China: Guangdong, Guangxi; Jiangxi.
- Huang et al., 2000: 487–488, fig. 264 • *Reticulitermes (Reticulitermes) sublongicapitatus*; soldier described and figured; key. China.
- Ahmad and Akhtar, 2002: 19 • *Reticulitermes sublongicapitatus*; catalog. China.

🌐 DISTRIBUTION: Oriental Region—China: Guangxi, Jiangxi.

***Reticulitermes sylvestris* Ping and Xu, 1993**

***Reticulitermes sylvestris* Ping and Xu, 1993: 433–435, 442 (imago, soldier) fig. 3.**

TYPE DATA: Holotype: GIEC I. no. E 11653 soldier. Paratypes: GIEC imagoes, soldiers, workers.

TYPE LOCALITY: China: Guangdong Province: Shixing County: Wuzhishan of Chebaling.

- Huang et al., 2000: 461–463, fig. 244 • *Reticulitermes (Frontotermes) sylvestris*; imago, soldier described and figured; key. China.
- Ahmad and Akhtar, 2002: 20 • *Reticulitermes sylvestris*; catalog. China.



🌐 DISTRIBUTION: Oriental Region—China: Guangdong.

Reticulitermes testudineus* Li and Ping, 1981**Reticulitermes testudineus* Ping et al., 1981b: 186–187, 190 (soldier), fig. 5.**

TYPE DATA: Holotype: GIEC soldier. Paratypes: GIEC soldiers, workers, FIB soldiers, workers.

TYPE LOCALITY: China: Fujian: Dazhulan: Jianyang Xian.

- Gao and Lam, 1986: 82 • *Reticulitermes testudinens* [sic]; checklist; distribution. China.
- Huang et al., 1989: 316, fig. 206 • *Reticulitermes (Frontotermes) testudineus*; soldier described and figured; key. China: Fujian.
- Gao and Chen, 1992a: 2 • *Reticulitermes testudineus*; locality. China.
- Gao et al., 1992a: 41 • *Reticulitermes testudineus*; checklist; distribution. China: Fujian.
- Jiang et al., 1993: 13 • *Reticulitermes testudineus*; checklist; distribution. China: Guangxi.
- Lin et al., 1994b: 4 • *Reticulitermes (Frontotermes) testudineus*; checklist; distribution. China: Guangxi.
- Huang and Li, 1999: 288, 289–290, fig. 10.22 • *Reticulitermes (Frontotermes) testudineus*; key; soldier described and figured; distribution. China: Fujian.
- Hua, 2000: 25 • *Reticulitermes testudineus*; listed. China: Anhui, Fujian, Zhejiang.
- Huang et al., 2000: 488–489, fig. 265 • *Reticulitermes (Reticulitermes) testudineus*; soldier described and figured; key. China.
- Ahmad and Akhtar, 2002: 20 • *Reticulitermes testudineus*; catalog. China.


  DISTRIBUTION: Oriental Region—China: Fujian, Guangxi, Zhejiang. ♦ Palaeartic Region—China: Anhui.

Reticulitermes tianpingshanensis* Zhu and Huang, 1993**Reticulitermes tianpingshanensis* Zhu et al., 1993: 49, 60 (soldier), fig. 1.**

TYPE DATA: Holotype: KIZK 88 VII 22027 soldier. Paratypes: KIZK soldiers, workers.

TYPE LOCALITY: China: Hunan Province: Sangzhi County.

- Huang et al., 2000: 406–407, fig. 205 • *Reticulitermes (Planifrontotermes) tianpingshanensis*; soldier described and figured; key. China.

 DISTRIBUTION: Oriental Region—China: Hunan.

Reticulitermes tibetanus* (Huang and Han, 1988)**Heterotermes tibetanus* Huang and Han, 1988b: 61–63, 74 (soldier), fig. 2 [described and designated as sp. nov. a second time by the same authors (Huang and Han, 1988a [October])].**

TYPE DATA: Holotype: NAP soldier. Paratypes: NAP soldiers, workers.

TYPE LOCALITY: China: Xizang [Tibet]: Medog County.

- Huang and Han, 1988a: 40, 48, 49–50, figs. 1–6 • *Heterotermes tibetanus*; soldier, worker described and figured as sp. nov., even though this species was described earlier by Huang and Han, 1988b [June]. China: Xizang [Tibet].
- Hua, 2000: 25 • *Reticulitermes tibetanus*; listed; new combination. China: Xizang [Tibet].
- Huang et al., 2000: 407–408, fig. 206 • *Reticulitermes (Planifrontotermes) tibetanus*; soldier described and figured. China: Xizang [Tibet].

 DISTRIBUTION: Palaeartic Region—China: Xizang [Tibet].

***Reticulitermes tibialis* Banks, 1920**

***Reticulitermes tibialis* Banks, 1920: 47–50 (imago, soldier), figs. 33, 34.**

TYPE DATA: Holotype: USNM No. 21861 imago. Paratypes: USNM imagoes, soldiers, AMNH imago [not type locality], MCZ No. 10542 imagoes [not type locality], AMNH imagoes, MCZ No. 10542 imagoes [not type locality], MCZ No. 10542 imagoes [not type locality].

TYPE LOCALITY: USA: Texas: Beeville.

- Schwarz, 1896: 38–39 • *Termes lucifugus* [misidentification]; swarming; distribution. USA: Texas.
- Snyder, 1924j: pl. 2 • *Reticulitermes tibialis*; secondary male and queen figured.
- Dietz, 1924: 299 • *Reticulitermes tibialis*; locality; swarming. USA: Indiana.
- Snyder, 1925d: 160 • *Reticulitermes tibialis*; discussion.
- Snyder, 1926g: 4 • *Reticulitermes tibialis*; distribution. USA: western states.
- Snyder, 1926f: 397 • *Reticulitermes tibialis*; locality. USA: Arizona.
- Park, 1929: 121–126 • *Reticulitermes tibialis*; biology; flight; distribution. USA: Illinois.
- Light, 1929b: 68, 71 • *Reticulitermes tibialis*; locality. Mexico: Baja California.
- Goellner, 1931: 233, 234 • *Reticulitermes tibialis*; characters.
- Light, 1931b: 5, 7 • *Reticulitermes tibialis*; locality; biology. USA: Nevada.
- Kirby, 1932: 406, 442 • *Reticulitermes tibialis*; protozoa.
- Light, 1932e: 374 • *Reticulitermes tibialis*; listed.
- Light, 1933: 105 • *Reticulitermes tibialis*; locality. Mexico.
- Hare, 1934: 267–293 • *Reticulitermes tibialis*; caste determination and differentiation.
- Light, 1934d: 131 • *Reticulitermes tibialis*; distribution. USA: Arizona, Arkansas, California, Colorado, Idaho, Illinois, Indiana, Iowa, Michigan, Montana, Nebraska, Nevada, New Mexico, Oklahoma, Texas, Utah; Mexico: Baja California.
- Light, 1934j: 338 • *Reticulitermes tibialis*; distribution. Mexico.
- Pickens, 1934b: 184–186 • *Reticulitermes tibialis*; biology; distribution.
- Snyder, 1934c: 195 • *Reticulitermes tibialis*; swarming; distribution.
- Emerson, 1936: 410 • *Reticulitermes tibialis*; listed.
- Jucci, 1937: 305 • *Reticulitermes tibialis*; distribution.
- Snyder, 1938: 109 • *Reticulitermes tibialis*; discussion.
- Castle, 1944: 64 • *Reticulitermes tibialis*; distribution. USA: Montana.
- Light and Weesner, 1948: 54, 58 • *Reticulitermes tibialis*; swarming; biology.
- Snyder, 1949a: 74 • *Reticulitermes tibialis*; catalog; reference list; synonymy. USA: western states; Mexico.
- Strickland, 1950: 373–385 • *Reticulitermes tibialis*; water tolerance.
- Weesner, 1953: 253 • *Reticulitermes tibialis*; listed.
- Pickens, 1954: 71–74 • *Reticulitermes tibialis*; castes; behavior; development; supplementary reproductives.
- Pierce, 1958: 20–21 • *Reticulitermes tibialis*; discussion.
- Springhetti, 1960: 378–382 • *Reticulitermes tibialis*; male genital apparatus morphology.
- Harris, 1961a: 156, 161 • *Reticulitermes tibialis*; damage; distribution.
- Becker and Seifert, 1962: 276 • *Reticulitermes tibialis*; nest material chemistry.
- Mathur and Thapa, 1962a: 28 • *Reticulitermes tibialis*; collection catalog. Mexico.
- Collins and Richards, 1963: 600–604 • *Reticulitermes tibialis*; ecology.
- Wheeler and Wheeler, 1963: 191, 192, 193, figs. 1, 2 • *Reticulitermes tibialis*; key; soldier figured; biology; distribution. USA: North Dakota.
- Springhetti, 1964b: 213, 216 • *Reticulitermes tibialis*; seminal vesicles.
- Weesner, 1965: 9, 16, 40, 42, 43, 46, 48, 51, 52 ff., figs. 2, 4, 9, 11 • *Reticulitermes tibialis*; key; characters; soldier figured; biology; swarming; distribution.
- Becker, 1970a: 183–216 • *Reticulitermes tibialis*; biology; ecology. USA: Texas.
- Weesner, 1970: 498, 499, 500 • *Reticulitermes tibialis*; biology.
- Weidner, 1971: 43 • *Reticulitermes tibialis*; discussion.

- Sen-Sarma et al., 1975: 71 • *Reticulitermes tibialis*; mention. Europe; USA.
- Araujo, 1977c: 27 • *Reticulitermes tibialis*; catalog; synonymy. USA: Texas east to Arkansas, Missouri, Illinois, Iowa, and from Nebraska, Kansas, Colorado, Utah, and Idaho up to Montana and west up to the coast of California and Oregon; Mexico.
- Williams, 1977: 122 • *Reticulitermes tibialis*; pest; ecology; distribution by vegetation zones.
- Clément, 1978a: 138 • *Reticulitermes tibialis*; characters; comparisons.
- Liang et al., 1979: 169–190 • *Reticulitermes tibialis*; abdominal sternal gland segment morphology.
- Nutting, 1979b: 142, 143 • *Reticulitermes tibialis*; swarming period.
- Jarzembowski, 1980: fig. 25 • *Reticulitermes tibialis*; imago wing figured.
- Becker, 1981: 283–288 • *Reticulitermes tibialis*; behavior.
- Zimmerman et al., 1982: 563–565 • *Reticulitermes tibialis*; methane.
- Zimmerman and Greenberg, 1983: 354 • *Reticulitermes tibialis*; methane.
- Prestwich, 1985b: 447 • *Reticulitermes tibialis*; trail pheromones.
- Vickery, 1985: 71, 76, figs. 65–67 • *Reticulitermes tibialis*; key; characters; imago, soldier figured; biology; distribution. Alberta to Michigan, south to Mexico.
- Jones et al., 1988: 108 • *Reticulitermes tibialis*; biology; dispersal flight; sex ratios.
- Nutting, 1990a: 1027, 1030 • *Reticulitermes tibialis*; key; distribution.
- Haverty et al., 1991a: 15–23 • *Reticulitermes tibialis*; chemotaxonomy; cuticular hydrocarbons.
- Crist and Friese, 1994: 370–373 • *Reticulitermes tibialis*; use of ant nest.
- Haverty and Nelson, 1997: 869–880 • *Reticulitermes tibialis*; chemotaxonomy; cuticular hydrocarbons.
- Poole and Gentili, 1997: 495, 496 • *Reticulitermes tibialis*; synonymy; distribution. North America.
- Constantino, 1998b: 158–159 • *Reticulitermes tibialis*; catalog; synonymy. USA: Central and western states; northwestern Mexico.
- Haverty et al., 1999b: 269–277 • *Reticulitermes tibialis*; behavior; cuticular hydrocarbons.
- Méndez-Montiel and Equihua-Martínez, 2001: 173–187 • *Reticulitermes tibialis*; checklist; diversity; distribution. Mexico.
- Ahmad and Akhtar, 2002: 20 • *Reticulitermes tirialis* [sic]; catalog. China [locality doubtful].
- Austin et al., 2002: 753–760 • *Reticulitermes tibialis*; COII DNA sequences; phylogeny.
- Scharf et al., 2003b: 346–354 • *Reticulitermes tibialis*; caste differentiation; juvenile hormone.
- Szalanski et al., 2003: 1514–1519 • *Reticulitermes tibialis*; COII sequences.
- Austin et al., 2004a: 548–555 • *Reticulitermes tibialis*; COII sequences; phylogeny.
- Austin et al., 2004b: 1–11 • *Reticulitermes tibialis*; 16S rRNA sequences; phylogeny.
- Austin et al., 2004c: 152–158 • *Reticulitermes tibialis*; 16s rRNA sequences; phylogeny.
- Austin et al., 2004d: 473–480 • *Reticulitermes tibialis*; 16s rRNA sequences; phylogeny; distribution. USA: Arkansas, Louisiana.
- Brown (K.S.) et al., 2004: 1–9 • *Reticulitermes tibialis*; distribution. USA: Oklahoma.
- Scheffrahn et al., 2004: 872–876 • *Reticulitermes tibialis*; 16S rRNA sequences; phylogeny.
- Ye et al., 2004: 815–822 • *Reticulitermes tibialis*; COII, 16S rRNA, 12S rRNA sequences; phylogeny.
- Brown et al., 2005: 277–284 • *Reticulitermes tibialis*; measurements; identification; statistical analysis. USA: Oklahoma.
- Copren et al., 2005: 689–700 • *Reticulitermes tibialis*; cuticular hydrocarbons; COII sequences; phylogeny. USA: western states.
- Siderhurst et al., 2005: 687–705 • *Reticulitermes tibialis*; bacteria; alkaloid norharmane.
- Austin et al., 2006b: 427–445 • *Reticulitermes tibialis*; 16S rRNA, DNA sequences.
- Green et al., 2006: 315–327 • *Reticulitermes tibialis*; aggressive behavior; foraging.
- Heintschel et al., 2006: 63–84 • *Reticulitermes tibialis*; labral morphology; 16S rRNA sequences.
- Husen et al., 2006a: 247–265 • *Reticulitermes tibialis*; soldier gula; genotypic analysis.
- Siderhurst et al., 2006: 27–49 • *Reticulitermes tibialis*; ultraviolet light; phototoxicity.
- Szalanski et al., 2006: 301, 302, fig. 1 • *Reticulitermes tibialis*; phylogeny; DNA sequences.

- Tripodi et al., 2006: 697–706 • *Reticulitermes tibialis*; mtDNA sequences; genetic variation; distribution.
- Wang (C.) et al., 2009: 1029–1036 • *Reticulitermes tibialis*; 16S rRNA sequences; identification. USA: Indiana.
- Pinzon and Houseman, 2009: 868–880 • *Reticulitermes tibialis*; DNA sequences; intraspecific variation; identification. USA: Missouri.

Reticulitermes humilis Banks, 1920: 51–53 (imago, soldier) [fig. 38.1 misidentified; = *Heterotermes aureus* (see Light, 1933)].

TYPE DATA: Holotype: USNM No. 21865 soldier [Banks and Snyder, 1920: 80, mention type locality as Santa Rita Mountains]. Paratypes: USNM imagoes, soldiers, AMNH imago [not type locality], MCZ No. 10540 imago, AMNH soldiers, workers [not type locality], AMNH imago [not type locality].

TYPE LOCALITY: USA: Arizona: Sabino Canyon, Santa Catalina Mountains [taken from type label].

- Snyder, 1926g: 4 • *Reticulitermes humilis*; distribution. USA: Arizona.
- Snyder, 1926f: 397 • *Reticulitermes humilis*; locality. USA: Arizona.
- Light, 1933: 104–105 • *Reticulitermes humilis*; locality. Mexico.
- Light, 1934d: 131 • *Reticulitermes humilis*; distribution. USA: Arizona, New Mexico; Mexico.
- Light, 1934j: 338 • *Reticulitermes humilis*; distribution. Mexico.
- Light, 1934l: 159 • *Reticulitermes humilis*; locality. USA: Arizona.
- Snyder, 1934c: 195 • *Reticulitermes humilis*; swarming; distribution.
- Light and Weesner, 1948: 58 • *Reticulitermes humilis*; synonymized with *tibialis*.

Reticulitermes tumiceps Banks, 1920: 53 (soldier), fig. 38.

TYPE DATA: Holotype: MCZ No. 10543 soldier. Paratypes: AMNH soldiers, workers.

TYPE LOCALITY: USA: Arizona: Santa Catalina Mountains: Stratton.

- Snyder, 1925d: 152 • *Reticulitermes tumiceps*; discussion.
- Snyder, 1926g: 4 • *Reticulitermes tumiceps*; distribution. USA: Arizona, Utah.
- Snyder, 1926f: 397 • *Reticulitermes tumiceps*; locality. USA: Arizona.
- Light, 1934d: 131 • *Reticulitermes tumiceps*; distribution. USA: Arizona, Utah.
- Snyder, 1949a: 74 • *Reticulitermes tumiceps*; synonymized with *tibialis*.
- Haverty and Nelson, 2007: 206–221 • *Reticulitermes tumiceps*; chemotaxonomy; cuticular hydrocarbons; biogeography; proposed as valid taxon. USA: Arizona.

🌐 DISTRIBUTION: Nearctic Region—Mexico: Baja California Sur; USA: Arizona, Arkansas, California, Colorado, Idaho, Illinois, Indiana, Iowa, Kansas, Missouri, Montana, Nebraska, Nevada, New Mexico, North Dakota, Oklahoma, Texas, Utah, Wyoming.

Reticulitermes tirapi Chhotani and Das, 1983

Reticulitermes tirapi Chhotani and Das, 1983: 316, 324–327 (soldier, pseudoworker), fig. 5.

TYPE DATA: Holotype: ZSI No. 2575/H11 soldier. Paratypes: ZSI Nos. 2577/H11, 2576/H11 soldiers, pseudoworkers, FRI soldier, pseudoworkers, AMNH soldier, pseudoworkers [never received at AMNH].

TYPE LOCALITY: India: Arunachal Pradesh: Tirap District: Nampong.

- Chhotani, 1984: 119 • *Reticulitermes tirapi*; listed; castes known; distribution. India.
- Chhotani and Bose, 1985: 57 • *Reticulitermes tirapi*; distribution; synonymy. India.
- Mukherjee and Maiti, 1988: 37–45 • *Reticulitermes tirapi*; protozoa.

- Roonwal and Chhotani, 1989: 508–510, fig. 264 • *Reticulitermes tirapi*; soldier, pseudoworker described and figured; synonymy; key. India.
- Bose, 1999: 30, 53, fig. 15 • *Reticulitermes tirapi*; key; synonymy; measurements; soldier figured; distribution. India.
- Ahmad and Akhtar, 2002: 20 • *Reticulitermes tirapi*; catalog. India.

🌐 DISTRIBUTION: Oriental Region—India: Arunachal Pradesh.

***Reticulitermes translucens* Ping and Xu, 1983**

Reticulitermes translucens Ping et al., 1983b: 151–152, 155 (soldier), fig. 1.

TYPE DATA: Holotype: GIEC I No. E 5814 soldier. Paratypes: GIEC I No. E 5813 soldiers, workers [same as type series], GIEC I Nos. E 5814–5817 soldiers, workers.

TYPE LOCALITY: China: Guizhou Province: Kuankuoshui, Suiyang County [28°14'N, 107°10'E].

- Gao and Lam, 1986: 82 • *Reticulitermes translucens*; checklist; distribution. China.
- Ping et al., 1987b: 117, 123 • *Reticulitermes translucens*; key. China: Guizhou.
- Huang et al., 1989: 359, fig. 249 • *Reticulitermes (Planifrontotermes) translucens*; soldier described and figured; key. China: Guizhou.
- Gao et al., 1992a: 41 • *Reticulitermes translucens*; checklist; distribution. China: Guizhou, Sichuan.
- Zhu et al., 1993: 48 • *Reticulitermes translucens*; checklist; distribution. China.
- Hua, 2000: 25 • *Reticulitermes translucens*; listed. China: Guizhou, Hunan.
- Huang et al., 2000: 489, fig. 266 • *Reticulitermes (Reticulitermes) translucens*; soldier described and figured; key. China.
- Ahmad and Akhtar, 2002: 20 • *Reticulitermes translucens*; catalog. China.

🌐 DISTRIBUTION: Oriental Region—China: Guizhou, Hunan.

***Reticulitermes trichocephalus* Ping, 1985**

Reticulitermes trichocephalus Ping, 1985: 325–326, 328 (soldier), fig. 8.

TYPE DATA: Holotype: GIEC I. No. E 7564 soldier. Paratypes: GIEC soldiers, workers.

TYPE LOCALITY: China: Guangdong Province: Dinghu Mountain: Zhaoqing City.

- Huang et al., 1989: 320, fig. 211 • *Reticulitermes trichocephalus*; soldier described and figured; key. China: Guangdong.
- Gao et al., 1992a: 41 • *Reticulitermes trichocephalus*; checklist; distribution. China: Guangdong.
- Ping et al., 1993: 462 • *Reticulitermes trichocephalus*; key.
- Hua, 2000: 25 • *Reticulitermes trichocephalus*; listed. China: Guangdong.
- Huang et al., 2000: 463–464, fig. 245 • *Reticulitermes (Frontotermes) trichocephalus*; soldier described and figured; key. China.
- Ahmad and Akhtar, 2002: 20 • *Reticulitermes trichocephalus*; catalog. China.

🌐 DISTRIBUTION: Oriental Region—China: Guangdong.


***Reticulitermes tricholabralis* Ping and Li, 1992**

Reticulitermes tricholabralis Ping et al., 1992b: 333–334, 337 (soldier), figs. 1–9.

TYPE DATA: Holotype: GIEC I. No. E. 10355 soldier. Paratypes: GIEC I. No. E 10355 soldiers and workers, GIEC I. No. E 10398 soldiers, workers.

TYPE LOCALITY: China: Hubei Province: Aimen Guan: Macheng [31°2'N, 115°4'E].

- Huang et al., 2000: 408–409, fig. 207 • *Reticulitermes (Planifrontotermes) tricholabralis*; soldier described and figured; key. China.
- Ahmad and Akhtar, 2002: 20 • *Reticulitermes tricholabralis*; catalog. China.

 DISTRIBUTION: Oriental Region—China: Hubei. ♦ Palaearctic Region—Henan,


Reticulitermes trichothorax Ping and Xu, 1983

Reticulitermes trichothorax Ping et al., 1983b: 152–153, 156 (soldier), fig. 2.

TYPE DATA: Holotype: GIEC I. No. E 5787 soldier. Paratypes: GIEC soldiers, workers.

TYPE LOCALITY: China: Guizhou Province: Shuicheng [26°N, 104°E].

- Gao and Lam, 1986: 82 • *Reticulitermes trichothorax*; checklist; distribution. China.
- Ping et al., 1987b: 118, 123 • *Reticulitermes trichothorax*; key. China: Guizhou.
- Huang et al., 1989: 322–323, fig. 214 • *Reticulitermes (Frontotermes) trichothorax*; soldier described and figured; key. China: Guizhou.
- Gao et al., 1992a: 41 • *Reticulitermes trichothorax*; checklist; distribution. China: Guizhou.
- Hua, 2000: 25 • *Reticulitermes trichothorax*; listed. China: Guizhou.
- Huang et al., 2000: 464–465, fig. 246 • *Reticulitermes (Frontotermes) trichothorax*; soldier described and figured; key. China.
- Ahmad and Akhtar, 2002: 20 • *Reticulitermes trichothorax*; catalog. China.

 DISTRIBUTION: Oriental Region—China: Guizhou.

Reticulitermes tricolorus Ping and Li, 1982

Reticulitermes tricolorus Ping et al., 1982b: 151–155 (imago, soldier, worker), figs. 1–11.

TYPE DATA: Syntypes: GIEC imagoes, soldiers, workers (China: Sichuan: Chongqing Shi, Nantong, 1280 m), CITC imagoes, soldiers, workers (China: Sichuan: Chongqing Shi, Nantong, 1280 m).

TYPE LOCALITY: China: Sichuan: Chongqing Shi, Nantong, 1280 m [other localities mentioned under distribution not part of type series].

- Gao and Lam, 1986: 82 • *Reticulitermes tricolorus*; checklist; distribution. China.
- Ping et al., 1987b: 118, 123 • *Reticulitermes tricolorus*; key. China: Guizhou.
- Huang et al., 1989: 345–347, fig. 237 • *Reticulitermes (Frontotermes) tricolorus*; imago, soldier described and figured; key. China.
- Gao et al., 1992a: 41 • *Reticulitermes tricolorus*; checklist; distribution. China: Guizhou, Hunan, Sichuan.
- Peng and Yin, 1992: 31, fig. 88 • *Reticulitermes (Frontotermes) tricolorus*; imago, soldier described; soldier figured. China: Yunnan.
- Jiang et al., 1993: 13 • *Reticulitermes tricolorus*; checklist; distribution. China: Guangxi.
- Zhu et al., 1993: 48 • *Reticulitermes tricolorus*; checklist; distribution. China.
- Lin et al., 1994b: 4 • *Reticulitermes (Frontotermes) tricolorus*; checklist; distribution. China: Guangxi.
- Hua, 2000: 25 • *Reticulitermes tricolorus*; listed. China: Guangxi, Guizhou, Hunan, Sichuan.
- Huang et al., 2000: 465–467, fig. 247 • *Reticulitermes (Frontotermes) tricolorus*; imago, soldier described and figured; key. China.
- Ahmad and Akhtar, 2002: 20 • *Reticulitermes tricolorus*; catalog. China.

 DISTRIBUTION: Oriental Region—China: Guangxi, Guizhou, Hunan, Sichuan.

Reticulitermes urbis Bagnères, Uva, and Clément, 2003***Reticulitermes urbis*** Bagnères et al., 2003: 435–436.

TYPE DATA: Syntypes: MNHP MNHN 1055–14 imagoes, MNHP MNHN 1055–16 soldiers [labeled as “paratype” incorrectly, since no holotype was selected], MNHP MNHN 1055–17 imagoes [labeled as “paratype” incorrectly, since no holotype was selected].

TYPE LOCALITY: France: Isère: Domène.

- Uva et al., 2004b: 344–353 • *Reticulitermes* sp. nov. [= *urbis*]; ITS2 nuclear and 16S rRNA-ND1 sequences; phylogeny.
- Dhennin, 2005: 391–397 • *Reticulitermes urbis*; characters; cuticular hydrocarbons; DNA sequences; phylogeny.
- Luchetti et al., 2007: 377–383 • *Reticulitermes urbis*; COII, 16S rRNA gene sequence analysis. Balkans and Aegean.
- Bergamaschi et al., 2007: 735–753 • *Reticulitermes urbis*; COII sequences; karyotype; phylogeny.
- Ghesini and Marini. 2009: 309–318 • *Reticulitermes urbis*; caste differentiation; colony growth; laboratory colonies.
- Velonà et al., 2010: 1051–1058 • *Reticulitermes urbis*; COII and 16S sequences; Inter-SINE loci; phylogeny.

🌐 DISTRIBUTION: Palaearctic Region—France.

Reticulitermes virginicus (Banks, 1907)***Termes virginicus*** Banks, 1907: 392–393 (imago, soldier).

TYPE DATA: Syntypes: MCZ No. 10548 imagoes, soldiers (USA: Washington, DC), MCZ No. 10548? (USA: Virginia: Falls Church).

TYPE LOCALITIES: USA: Virginia: Falls Church; Washington, DC.

- Holmgren, 1911a: 69 • *Leucotermes virginicus*; listed; new combination. North America.
- Holmgren, 1912d: 125 • *Leucotermes virginicus*; listed.
- Holmgren, 1913c: 60 • *Leucotermes (Reticulitermes) virginicus*; listed.
- Banks and Snyder, 1920: 43, 46, 161–164 • *Reticulitermes virginicus*; imago, soldier described; key; new combination; distribution [Banks]; biology [Snyder]. USA: Florida, west to Kentucky, Louisiana, Maryland.
- Thompson, 1920: 609, figs. 11, 12 • *Reticulitermes virginicus*; nymphs described and figured.
- Dietz, 1921: 87 • *Reticulitermes virginicus*; locality; swarming. USA: Indiana.
- Dietz, 1924: 299 • *Reticulitermes virginicus*; locality; swarming. USA: Indiana.
- Snyder, 1926g: 4 • *Reticulitermes virginicus*; distribution. USA: southeastern states.
- Light, 1934d: 131 • *Reticulitermes virginicus*; distribution. USA: Arkansas, District of Columbia, Florida, Georgia, Illinois, Indiana, Kentucky, Louisiana, Maryland, Mississippi, Missouri, North Carolina, South Carolina, Tennessee, Texas, Virginia, West Virginia.
- Snyder, 1934c: 194, fig. 61 • *Reticulitermes virginicus*; swarming; distribution.
- Snyder, 1936: 27 • *Reticulitermes virginicus*; listed.
- Wheeler, 1936: 193, 219 • *Reticulitermes virginicus*; ant ecological relationships.
- Statz, 1939: 33 • *Leucotermes virginicus*; discussion.
- Emerson, and Miller, 1943: 185, 186 • *Reticulitermes virginicus*; key. USA: Florida.
- Emerson and Miller, 1944: 108, 109 • *Reticulitermes virginicus*; key. USA: Florida.
- Miller and Miller, 1944: 104, 105, 106 • *Reticulitermes virginicus*; biology; swarming. USA: Florida.
- Snyder, 1949a: 74 • *Reticulitermes virginicus*; catalog; reference list. USA: southeastern states west to Oklahoma.
- Miller, 1949b: 11, 12, 21, 22, fig. 15 • *Reticulitermes virginicus*; key; soldier figured. USA: Florida.

- Lash, 1952: 6 • *Reticulitermes virginicus*; soldier measurements.
- Mathur and Thapa, 1962a: 28 • *Reticulitermes virginicus*; collection catalog. USA.
- Collins and Richards, 1963: 600–604 • *Reticulitermes virginicus*; ecology.
- Weesner, 1965: 41, 42, 43, 48, 51, 61 • *Reticulitermes virginicus*; key; characters; biology; swarming; distribution.
- Smythe et al., 1967a: 228–233 • *Reticulitermes virginicus*; trail laying; chemical attractants; fungi.
- Smythe et al., 1967b: 8–9 • *Reticulitermes virginicus*; chemical attractants; fungi.
- Matsumura et al., 1969: 599–603 • *Reticulitermes virginicus*; trail pheromones; biochemistry.
- Weesner, 1970: 498, 500, 501–504 • *Reticulitermes virginicus*; biology; flight records.
- Tai et al., 1971: 181–188 • *Reticulitermes virginicus*; trail pheromone; biochemistry.
- Sen-Sarma et al., 1975: 71 • *Reticulitermes virginicus*; mention. Europe; USA.
- Araujo, 1977c: 27 • *Reticulitermes virginicus*; catalog. USA: from eastern Texas to Oklahoma, Missouri, Illinois, Indiana, Ohio, Pennsylvania up to coast of New York.
- Clément, 1978a: 138 • *Reticulitermes virginicus*; characters; comparisons.
- Liang et al., 1979: 169–190 • *Reticulitermes virginicus*; abdominal sternal gland segment morphology.
- Howard et al., 1981: 75–87 • *Reticulitermes virginicus*; intraspecific, interspecific reproduction; colony foundation; parthenogenesis.
- Becker, 1981: 283–288 • *Reticulitermes virginicus*; behavior.
- Haverty and Howard, 1981: 32–39 • *Reticulitermes virginicus*; group effect; soldier production.
- Howard et al., 1982: 1227–1239 • *Reticulitermes virginicus*; cuticular hydrocarbons.
- Prestwich, 1983b: 291, 300, 301, 303 • *Reticulitermes virginicus*; secretions; pheromones; biochemistry; hydrocarbons.
- Prestwich, 1984a: table 1 • *Reticulitermes virginicus*; checklist; ecology; defense mode; chemicals; distribution.
- Prestwich et al., 1984b: 1201–1207 • *Reticulitermes virginicus*; trail pheromones; biochemistry.
- Prestwich, 1985b: 446, 448 • *Reticulitermes virginicus*; trail pheromones; nest mate recognition; cuticular hydrocarbons.
- Vickery, 1985: 71, 76 • *Reticulitermes virginicus*; key; characters; distribution. Canada: Ontario: introduced, but now eliminated.
- Clément et al., 1986a: 67–70 • *Reticulitermes virginicus*; behavior; biology; hydrocarbons.
- Howell et al., 1987: 119, 120 • *Reticulitermes virginicus*; distribution. USA: Texas.
- Jones et al., 1988: 109 • *Reticulitermes virginicus*; biology; dispersal flight; sex ratios.
- Scheffrahn et al., 1988a: 616, 619, 620, 622 • *Reticulitermes virginicus*; checklist; swarming; pest; distribution. USA: Florida.
- Nutting, 1990a: 1027, 1030 • *Reticulitermes virginicus*; key; distribution.
- Haverty et al., 1991a: 15–23 • *Reticulitermes virginicus*; chemotaxonomy; cuticular hydrocarbons.
- Scheffrahn and Su, 1994: 467, 473, figs. 26–27, 54, 55 • *Reticulitermes virginicus*; key; soldier, imago head, forewing figured. USA: Florida.
- Hostettler et al., 1995: 119–129 • *Reticulitermes virginicus*; measurements; morphometrics. USA: Florida.
- Curtis and Waller, 1996: 867–872 • *Reticulitermes virginicus*; nitrogen fixation.
- Pawson and Gold, 1996: 241–251 • *Reticulitermes virginicus*; caste differentiation; number of eggs.
- Poole and Gentili, 1997: 495, 496 • *Reticulitermes virginicus*; distribution. North America.
- Constantino, 1998b: 159 • *Reticulitermes virginicus*; catalog. USA: from eastern Texas to Missouri to New York to Florida.
- Polizzi et al., 1998: 43–49 • *Reticulitermes virginicus*; agonistic behavior.
- Jenkins et al., 1999b: 161–172 • *Reticulitermes virginicus*; mtDNA analysis.
- Jenkins et al., 1999a: 239–263 • *Reticulitermes virginicus*; mtDNA analysis; sequence data.
- Kaib, 1999: 337 • *Reticulitermes virginicus*; trail pheromones; biochemistry.
- Jenkins et al., 2000: 1525–1542 • *Reticulitermes virginicus*; mtDNA and cuticular hydrocarbon analysis.
- Pitts-Singer and Forschler, 2000: 273–290 • *Reticulitermes virginicus*; tunneling behavior.
- Suárez and Thorne, 2000b: 487–498 • *Reticulitermes virginicus*; trophallaxis; foraging.

- Suárez and Thorne, 2000a: 145–155 • *Reticulitermes virginicus*; trophallaxis; food transfer.
- Wang and Powell, 2001: 222–226 • *Reticulitermes virginicus*; relative abundance. USA: Mississippi.
- Austin et al., 2002: 753–760 • *Reticulitermes virginicus*; COII DNA sequences; phylogeny.
- Mankin et al., 2002: 981–988 • *Reticulitermes virginicus*; acoustic detection.
- Messenger et al., 2002: 580–587 • *Reticulitermes virginicus*; checklist; distribution. USA: Louisiana.
- Szalanski et al., 2003: 1514–1519 • *Reticulitermes virginicus*; COII sequences.
- Vargo, 2003b: 1271–1282 • *Reticulitermes virginicus*; microsatellite markers; breeding system.
- Wang et al., 2003: 533–542 • *Reticulitermes virginicus*; ecology; distribution. USA: Mississippi.
- Austin et al., 2004d: 473–480 • *Reticulitermes virginicus*; 16s rRNA sequences; phylogeny; distribution. USA: Arkansas, Louisiana.
- Austin et al., 2004a: 548–555 • *Reticulitermes virginicus*; COII sequences; phylogeny.
- Austin et al., 2004b: 1–11 • *Reticulitermes virginicus*; 16S rRNA sequences; phylogeny.
- Austin et al., 2004c: 152–158 • *Reticulitermes virginicus*; 16s rRNA sequences; phylogeny.
- Brown (K.S.) et al., 2004: 1–9 • *Reticulitermes virginicus*; distribution. USA: Oklahoma.
- Foster et al., 2004: 91–101 • *Reticulitermes virginicus*; mtDNA sequences; phylogeny.
- Lewis and Forschler, 2004a: 1242–1251 • *Reticulitermes virginicus*; protozoa.
- Ye et al., 2004: 815–822 • *Reticulitermes virginicus*; COII, 16S rRNA, 12S rRNA sequences; phylogeny.
- Brown et al., 2005: 277–284 • *Reticulitermes virginicus*; measurements; identification; statistical analysis. USA: Oklahoma.
- Costa-Leonardo and Patricio, 2005: 659–670 • *Reticulitermes virginicus*; spermathecal structure.
- Harahap et al., 2005: 305–316 • *Reticulitermes virginicus*; agonistic behavior; mortality.
- Matsuura, 2005: 53–61 • *Reticulitermes virginicus*; termite-fungi interaction; symbiosis; mimicry; mtDNA, COII sequences.
- Austin et al., 2006b: 427–445 • *Reticulitermes virginicus*; 16S rRNA; DNA sequences.
- DeHeer and Vargo, 2006: 753–761 • *Reticulitermes virginicus*; inbreeding depression; genetic structure; microsatellites.
- Heintschel et al., 2006: 63–84 • *Reticulitermes virginicus*; labral morphology; 16S rRNA sequences.
- Matsuura, 2006a: 1203–1209 • *Reticulitermes virginicus*; egg mimicry by fungus; behavior.
- Matsuura, 2006c: 565–574 • *Reticulitermes virginicus*; soldier; sex ratio; sexual dimorphism.
- Siderhurst et al., 2006: 27–49 • *Reticulitermes virginicus*; ultraviolet light; phototoxicity.
- Szalanski et al., 2006: 301, 302, fig. 1 • *Reticulitermes virginicus*; phylogeny; DNA sequences.
- Vargo and Carlson, 2006: 173–187 • *Reticulitermes virginicus*; microsatellites; mtDNA sequences.
- Vargo et al., 2006b: 1101–1109 • *Reticulitermes virginicus*; colony genetic structure; microsatellite.
- Lewis and Forschler, 2006: 1028–1033 • *Reticulitermes virginicus*; protozoa.
- Cameron and Whiting, 2007: 188–202 • *Reticulitermes virginicus*; entire mt. genome sequence; molecular diagnostics.
- King et al., 2007: 41–48 • *Reticulitermes virginicus*; soldier measurements; mtDNA sequences.
- Szalanski et al., 2008b: 619–631 • *Reticulitermes virginicus*; 16S, DNA sequencing; genetic variation. USA: Florida.
- Wang (C.) et al., 2009: 1029–1036 • *Reticulitermes virginicus*; 16S rRNA sequences; identification. USA: Indiana.
- Pinzon and Houseman, 2009: 868–880 • *Reticulitermes virginicus*; DNA sequences; intraspecific variation; identification. USA: Missouri.
- Long et al., 2009: 411–430 • *Reticulitermes virginicus*; ISSR, COII sequences; genetic diversity. China.
- Sillam-Dussès and Forschler, 2010: 137–147 • *Reticulitermes virginicus*; mitochondrial DNA; COII sequences; comparison with an undescribed species from Georgia; phylogeny.


🌐 **DISTRIBUTION:** Nearctic Region—USA: Alabama, Delaware, Florida, Georgia, Illinois, Indiana, Kentucky, Louisiana, Maryland, Mississippi, North Carolina, Ohio, Oklahoma, South Carolina, Tennessee, Texas, Virginia.

Reticulitermes wugangensis* Huang and Yin, 1983**Reticulitermes (Frontotermes) wugangensis* Tsai et al., 1983: 81–83, 84 (imago, soldier), figs. 9–16.**

TYPE DATA: Holotype: NAP soldier. Paratypes: NAP soldiers, workers [no mention of imago being included in the paratype series].

TYPE LOCALITY: China: Hunan: Wugang.

- Gao and Lam, 1986: 82 • *Reticulitermes wugangensis*; checklist; distribution. China.
- Huang et al., 1989: 324–325, fig. 216 • *Reticulitermes (Frontotermes) wugangensis* [sic]; imago, soldier described and figured; key. China: Hunan.
- Gao et al., 1992a: 42 • *Reticulitermes wugangensis*; checklist; distribution. China: Guizhou, Hunan [author cited as Yiu].
- Peng and Yin, 1992: 30, fig. 85 • *Reticulitermes (Frontotermes) wugangensis*; imago, soldier described; soldier figured. China: Yunnan.
- Hua, 2000: 25 • *Reticulitermes wugangensis* [sic]; listed. China: Hunan.
- Huang et al., 2000: 467–468, fig. 248 • *Reticulitermes (Frontotermes) wugangensis* [sic]; imago, soldier described and figured; key. China.
- Ahmad and Akhtar, 2002: 20 • *Reticulitermes wugangensis* [sic]; catalog. China.

 DISTRIBUTION: Oriental Region—China: Hunan.

Reticulitermes wugongensis* Li and Huang, 1986**Reticulitermes wugongensis* Li and Huang, 1986: 26–27, 32 (soldier), fig. 6.**TYPE DATA: Holotype: GIEC soldier [holotype not mentioned in English section; ?syntypes].
Paratypes: GIEC soldiers.

TYPE LOCALITY: China: Fujian: Wuyigong, Wuyishan.

- Huang et al., 1989: 353, fig. 243 • *Reticulitermes wugongensis*; soldier described and figured; key. China: Fujian.
- Gao et al., 1992a: 42 • *Reticulitermes wugongensis*; checklist; distribution. China: Fujian.
- Huang and Li, 1999: 288, 292–293, fig. 10.26 • *Reticulitermes (Frontotermes) wugongensis*; key; soldier described and figured; distribution. China: Fujian.
- Hua, 2000: 25 • *Reticulitermes wugongensis*; listed. China: Fujian.
- Huang et al., 2000: 468–469, fig. 249 • *Reticulitermes (Frontotermes) wugongensis*; soldier described and figured; key. China.
- Ahmad and Akhtar, 2002: 20 • *Reticulitermes wugongensis*; catalog. China.

 DISTRIBUTION: Oriental Region—China: Fujian.

Reticulitermes wuyishanensis* Li and Huang, 1986**Reticulitermes wuyishanensis* Li and Huang, 1986: 27–29, 32–33 (soldier), fig. 7.**TYPE DATA: Holotype: GIEC soldier [holotype not mentioned in English section; ?syntypes].
Paratypes: GIEC soldiers.

TYPE LOCALITY: China: Fujian: Wuyishan.

- Huang et al., 1989: 358, fig. 248 • *Reticulitermes wuyishanensis*; soldier described and figured; key. China: Fujian.
- Gao et al., 1992a: 42 • *Reticulitermes wuyishanensis*; checklist; distribution. China: Fujian.
- Huang and Li, 1999: 289, 295–296, fig. 10.29 • *Reticulitermes (Frontotermes) wuyishanensis*; key; soldier described and figured; distribution. China: Fujian.

- Hua, 2000: 25 • *Reticulitermes wuyishanensis*; listed. China: Fujian.
- Huang et al., 2000: 470–471, fig. 250 • *Reticulitermes (Frontotermes) wuyishanensis*; soldier described and figured; key. China.
- Ahmad and Akhtar, 2002: 20 • *Reticulitermes wuyishanensis*; catalog. China.

🌐 DISTRIBUTION: Oriental Region—China: Fujian.

***Reticulitermes xingshanensis* Ping and Liu, 1992**

***Reticulitermes xingshanensis* Ping et al., 1992a: 1–2, 6 (soldier), fig. 1.5 [incorrectly spelled as “xingshangensis” in figure legend].**

TYPE DATA: Holotype: GIEC I NO. E. 11771 soldier. Paratypes: GIEC soldiers, YITC soldiers.

TYPE LOCALITY: China: Hubei Province: Xingshan County [31.2°N, 110.7°E].

- Huang et al., 2000: 409–410, fig. 208 • *Reticulitermes (Planifrontotermes) xingshanensis*; soldier described and figured; key. China [Li incorrectly cited as author].
- Ahmad and Akhtar, 2002: 20 • *Reticulitermes xingshangensis* [sic]; catalog. China [Xu incorrectly cited as author].

🌐 DISTRIBUTION: Oriental Region—China: Hubei.

***Reticulitermes xingyiensis* Ping and Xu, 1983**

***Reticulitermes xingyiensis* Ping et al., 1983b: 153–154, 156 (soldier), fig. 3.**

TYPE DATA: Holotype: GIEC I. No. E 5797 soldier. Paratypes: GIEC soldiers, workers.

TYPE LOCALITY: China: Guizhou Province: Xingyi County [25°N, 105°E].

- Gao and Lam, 1986: 82 • *Reticulitermes xingyiensis*; checklist; distribution. China.
- Ping et al., 1987b: 118, 122 • *Reticulitermes xingyiensis*; key. China: Guizhou.
- Huang et al., 1989: 342–343, fig. 233 • *Reticulitermes (Frontotermes) xingyiensis*; soldier described and figured; key. China: Guizhou.
- Gao et al., 1992a: 42 • *Reticulitermes xingyiensis*; checklist; distribution. China: Guizhou.
- Ping et al., 1993: 462 • *Reticulitermes xingyiensis*; key.
- Zhu et al., 1993: 47 • *Reticulitermes xingyiensis*; checklist; distribution. China.
- Hua, 2000: 25 • *Reticulitermes xingyiensis*; listed. China: Guizhou, Sichuan.
- Huang et al., 2000: 471–472, fig. 251 • *Reticulitermes (Frontotermes) xingyiensis*; soldier described and figured; key; China.
- Ahmad and Akhtar, 2002: 20 • *Reticulitermes xingyiensis*; catalog. China.

🌐 DISTRIBUTION: Oriental Region—China: Guizhou.

***Reticulitermes yaeyamanus* Morimoto, 1968**

***Reticulitermes speratus yaeyamanus* Morimoto, 1968: 70 (soldiers, workers), figs. 2o, 3f, 5k–l, 8f, 9n.**

TYPE DATA: Syntypes: KUEL soldiers, workers (Japan: Iriomote, Shirihama “type colony”), KUEL imago, soldiers, workers (Japan: Iriomote, Hateruma-mori), KUEL soldiers, workers (Japan: Ishigaki, Yoshihara), KUEL soldiers, workers (Japan: Ishigaki, Omotodake).

TYPE LOCALITIES: Japan: Iriomote, Shirihama, Hateruma-mori, Ishigaki, Yoshihara, Omotodake.

- Morimoto, 1975c: 56 • *Reticulitermes speratus yaeyamanus*; key; distribution.
- Gao and Lam, 1985: 118 • *Reticulitermes speratus yaeyamanus*; distribution. China: Hong Kong.

- Gao and Lam, 1986: 67, 69, fig. 6 • *Reticulitermes (Frontotermes) speratus yaeyamanus*; soldier figured; key; checklist. China: Hong Kong.
- Gao et al., 1992a: 41 • *Reticulitermes speratus yaeyamanus*; checklist; distribution. China: Hong Kong.
- Takematsu, 1994b: 43 • *Reticulitermes speratus yaeyamanus*; distribution. Japan.
- Gao, 1995a: 2 • *Reticulitermes (Frontotermes) yaeyamanus*; checklist. China: Hong Kong.
- Gao et al., 1996: 78, 86–87, fig. 7.29 • *Reticulitermes yaeyamanus*; soldier described and figured; key. China.
- Takematsu, 1999b: 241–242, figs. 13, 19 • *Reticulitermes yaeyamanus*; *stat. nov.*; soldier described and figured; synonymy; key; distribution. Japan.
- Takematsu and Yamaoka, 1999: 179–188 • *Reticulitermes speratus yaeyamanus*; cuticular hydrocarbons; distribution.
- Hua, 2000: 25 • *Reticulitermes yaeyamanus*; listed. China: Hong Kong; Japan.
- Yasuda et al., 2000: 148, 149, fig. 12 • *Reticulitermes yaeyamanus*; soldier described and figured; distribution. Japan: Ryukyu Islands.
- Hojo et al., 2002: 571–576 • *Reticulitermes yaeyamanus*; *Termitaria* spp.; parasitic fungi; molecular phylogeny of fungi.
- Park et al., 2006: 89–103 • *Reticulitermes yaeyamanus*; COII, COIII sequences; genetic distance; distribution.

🌐 DISTRIBUTION: Palaearctic Region—Japan ♦ Oriental Region—China: Hong Kong.

Reticulitermes yinae (Zhu, Huang, and Li, 1986)

Heterotermes yinae Zhu et al., 1987b: 421–426 (soldier), figs. 1–6.

TYPE DATA: Holotype: KIZK No. 82 IV 230260 soldier. Paratypes: KIZK soldiers, workers.

TYPE LOCALITY: China: Yunnan Province: Simao County [22°47'N, 100°57'E].

- Huang et al., 1989: 387–388, fig. 276 • *Heterotermes yinae*; soldier described and figured; key. China: Yunnan.
- Gao et al., 1992a: 42 • *Reticulitermes yinae*; checklist; distribution; new combination. China: Yunnan.
- Zhu et al., 1993: 50 • *Heterotermes yinae*; checklist; distribution. China.
- Hua, 2000: 25 • *Reticulitermes yinae*; listed. China: Sichuan, Yunnan.
- Huang et al., 2000: 410–411, fig. 209 • *Reticulitermes (Planifrontotermes) yinae*; soldier described and figured; key. China.
- Ahmad and Akhtar, 2002: 16 • *Heterotermes yinae*; catalog. China.

🌐 DISTRIBUTION: Oriental Region—China: Yunnan.

Reticulitermes yingdeensis Tsai and Li, 1977


Reticulitermes (Planifrontotermes) yingdeensis Tsai et al., 1977: 469–470, 474 (soldier), fig. 2.

TYPE DATA: Holotype: GIEC soldier. Paratypes: GIEC soldiers, workers, NAP soldiers, workers.

TYPE LOCALITY: China: Guangdong (Kwangtung) Province: Yingde County.

- Gao et al., 1982d: 299 • *Reticulitermes (Planifrontotermes) yingdeensis*; listed.
- Li and Ping, 1983b: 239, 244 • *Tsaitermes yingdeensis*; new combination; type species for *Tsaitermes*.
- Gao and Lam, 1986: 82 • *Tsaitermes yingdeensis*; checklist; distribution. China.
- Huang et al., 1989: 304–305, fig. 200 • *Tsaitermes yingdeensis*; soldier described and figured; key. China.

- Gao et al., 1992a: 42 • *Tsaitermes yingdeensis*; checklist; distribution. China: Guangdong, Sichuan.
- Peng and Yin, 1992: 29, fig. 83 • *Tsaitermes yingdeensis*; soldier described and figured. China: Yunnan.
- Lin et al., 1994b: 2 • *Tsaitermes yingdeensis*; checklist; distribution. China: Guangxi.
- Hua, 2000: 26 • *Tsaitermes yingdeensis*; listed. China: Guangdong, Guangxi, Hunan.
- Huang et al., 2000: 498–499, fig. 273 • *Tsaitermes yingdeensis*; soldier described and figured; key. China.
- Ahmad and Akhtar, 2002: 20 • *Reticulitermes yingdeensis*; catalog. China.

 DISTRIBUTION: Oriental Region—China: Guangdong, Guangxi, Hunan, Sichuan.

Reticulitermes yizhangensis Huang and Tong, 1980

Reticulitermes (Frontotermes) yizhangensis Tsai et al., 1980: 299–301, 302 (imago, soldier), figs 5–7.

TYPE DATA: Holotype: NAP soldier. Paratypes: NAP soldiers, workers [no mention of imago being included in paratype series], IFH soldiers, workers.

TYPE LOCALITY: China: Hunan Province: Yizhang.

- Gao and Lam, 1986: 82 • *Reticulitermes yizhangensis*; checklist; distribution. China.
- Huang et al., 1989: 333–334, fig. 225 • *Reticulitermes (Frontotermes) yizhangensis*; imago, soldier described and figured; key. China: Hunan.
- Gao et al., 1992a: 42 • *Reticulitermes yizhangensis*; checklist; distribution. China: Hunan.
- Peng and Yin, 1992: 30, fig. 86 • *Reticulitermes (Frontotermes) yizhangensis*; imago, soldier described and figured. China: Yunnan.
- Ping et al., 1993: 462 • *Reticulitermes yizhangensis*; key.
- Zhu et al., 1993: 47 • *Reticulitermes yizhangensis*; checklist; distribution. China.
- Lin et al., 1994b: 4 • *Reticulitermes (Frontotermes) yizhangensis*; checklist; distribution. China: Guangxi.
- Gao, 1995a: 2 • *Reticulitermes (Frontotermes) yizhangensis*; checklist. China: Hong Kong.
- Gao et al., 1996: 78, 87–88, fig. 7.30 • *Reticulitermes yizhangensis*; soldier described and figured; key. China: Hong Kong.
- Hua, 2000: 25 • *Reticulitermes yizhangensis*; listed. China: Guangxi, Hunan, Sichuan.
- Huang et al., 2000: 472–473, fig. 252 • *Reticulitermes (Frontotermes) yizhangensis*; imago, soldier described and figured; key. China.
- Ahmad and Akhtar, 2002: 20 • *Reticulitermes yizhangensis*; catalog. China.

 DISTRIBUTION: Oriental Region—China: Guangxi, Hong Kong, Hunan, Sichuan, Yunnan.

Reticulitermes yongdingensis Ping, 1984

Reticulitermes yongdingensis Ping, 1984b: 160, 161 (soldier), fig. 2.

TYPE DATA: Holotype: GIEC I. No. E. 7926 soldier. Paratypes: GIEC soldiers, workers.

TYPE LOCALITY: China: Fujian Province: Yongding County [24°N, 118°E].

- Huang et al., 1989: 354–355, fig. 245 • *Reticulitermes (Frontotermes) yongdingensis*; soldier described and figured; key. China: Fujian.
- Gao et al., 1992a: 42 • *Reticulitermes yongdingensis*; checklist; distribution. China: Fujian.
- Huang and Li, 1999: 289, 293–294, fig. 10.27 • *Reticulitermes (Frontotermes) yongdingensis*; key; soldier described and figured; distribution. China: Fujian.
- Hua, 2000: 25 • *Reticulitermes yongdingensis*; listed. China: Fujian.

- Huang et al., 2000: 473–474, fig. 253 • *Reticulitermes (Frontotermes) yongdingensis*; soldier described and figured; key. China.
- Ahmad and Akhtar, 2002: 20 • *Reticulitermes yongdingensis*; catalog. China.

🌐 DISTRIBUTION: Oriental Region—China: Fujian.

Reticulitermes yunsiensis (Li and Huang, 1986)

Heterotermes yunsiensis Li and Huang, 1986: 25–26, 32 (soldier), fig. 5.

TYPE DATA: Holotype: GIEC soldier [holotype not mentioned in English section; ?syntypes].

Paratypes: GIEC soldiers.

TYPE LOCALITY: China: Fujian: Daiyunshan.

- Huang et al., 1989: 378, fig. 267 • *Heterotermes yunsiensis*; soldier described and figured; key. China: Fujian.
- Gao et al., 1992a: 42 • *Reticulitermes yunsiensis*; checklist; distribution; new combination. China: Fujian.
- Huang and Li, 1999: 303–304, fig. 1.42 • *Heterotermes yunsiensis*; key; soldier described and figured; distribution. China: Fujian.
- Hua, 2000: 25 • *Reticulitermes yunsiensis*; listed; China: Fujian.
- Huang et al., 2000: 411–412, fig. 210 • *Reticulitermes (Planifrontotermes) yunsiensis*; soldier described and figured; key. China.
- Ahmad and Akhtar, 2002: 16 • *Heterotermes yunsiensis*; catalog. China.

🌐 DISTRIBUTION: Oriental Region—China: Fujian.

Reticulitermes zhaoi Ping and Li, 1983

Reticulitermes zhaoi Ping et al., 1983a: 113–115, 118 (soldier), fig. 4.

TYPE DATA: Holotype: GIEC I. No. T 5568 soldier. Paratypes: GIEC soldiers, nymphs.

TYPE LOCALITY: China: Fujian Province: Jianyang County: Dazhulan.

- Huang et al., 1989: 347–348, fig. 238 • *Reticulitermes (Frontotermes) zhaoi*; soldier described and figured; key. China: Fujian.
- Gao et al., 1992a: 42 • *Reticulitermes zhaoi*; checklist; distribution. China: Fujian.
- Lin et al., 1994b: 4 • *Reticulitermes (Frontotermes) zhaoi*; checklist; distribution. China: Guangxi.
- Gu et al., 1995: 648 • *Reticulitermes zhaoi*; checklist. China: Hainan.
- Huang and Li, 1999: 288, 300, fig. 10.36 • *Reticulitermes zhaoi*; key; soldier described and figured; distribution. China: Fujian.
- Hua, 2000: 25 • *Reticulitermes zhaoi*; listed. China: Fujian, Guangxi.
- Huang et al., 2000: 474–475, fig. 254 • *Reticulitermes (Frontotermes) zhaoi*; soldier described and figured; key. China.
- Ahmad and Akhtar, 2002: 20 • *Reticulitermes (Frontotermes) zhaoi*; catalog. China.

🌐 DISTRIBUTION: Oriental Region—China: Fujian, Guangxi, Hainan.

PRORHINOTERMITINAE Quennedey and Deligne, 1975

Prorhinotermitinae Quennedey and Deligne, 1975: 265.

TYPE GENUS: *Prorhinotermes* Silvestri, 1909.

- Prestwich, 1979d: 131, fig. 4 • Prorhinotermitinae; phylogeny; secretions; biochemistry.
- Prestwich, 1979b: 463 • Prorhinotermitinae; chemical defense.
- Ampion and Quennedey, 1981: 250, 254, fig. 1 • Prorhinotermitinae; sternal and tergal gland; phylogeny.
- Prestwich, 1983b: 290, 291, 292, figs. 1, 2 • Prorhinotermitinae; defensive secretions; biochemistry; phylogeny.
- Bose, 1984: 88 • Prorhinotermitinae; key.
- Roonwal and Chhotani, 1989: 517–521 • Rhinotermitinae [*Prorhinotermes* only]; synonymy; characters; distribution and composition; key to genera.
- Chuah et al., 1990: fig. 2 • Prorhinotermitinae; phylogeny based on defensive secretions.
- Watson and Gay, 1991: 345 • Prorhinotermitinae; characters; genera included; biology.
- Noirot, 1995b: 197–226 • Prorhinotermitinae; gut morphology.
- Poole and Gentili, 1997: 493 • Rhinotermitinae [part]; listed.
- Kambhampati and Eggleton, 2000: 23 • Prorhinotermitinae; key.
- Engel and Krishna, 2004a: 3, 5, table 1 • Prorhinotermitinae; classification; listed.
- Engel et al., 2009: 10 • Prorhinotermitinae; classification; listed.
- Costa-Leonardo et al., 2009: 1–6 • Prorhinotermitinae; semiochemicals; trail, alarm and sex pheromones.

▲ 1 living genus: 11 living species; 1 fossil genus, 1 fossil species.

🌐🌐🌐 DISTRIBUTION: Australian Region; Ethiopian Region; Nearctic Region; Neotropical Region; Oriental Region; Papuan Region.

Prorhinotermes Silvestri, 1909

Prorhinotermes Silvestri, 1909b: 286.

TYPE SPECIES: *Prorhinotermes inopinatus* Silvestri, 1909 by original designation.

- Holmgren, 1911d: 548, 549 • *Arrhinotermes*; synonymized with *Prorhinotermes*.
- Holmgren, 1911a: 72, 73 • *Arrhinotermes*; key; characters; species included.
- Banks, 1919: 479, 480 • *Prorhinotermes*; key.
- Warren, 1919: 2 • *Prorhinotermes*; distribution; *Arrhinotermes*; distribution.
- Banks and Snyder, 1920: 39 • *Prorhinotermes*; key; characters.
- Light, 1921b: 48–49 • *Prorhinotermes*; diagnosis; systematic position.
- Snyder, 1925h: 398–399 • *Prorhinotermes*; discussion; distribution.
- Emerson, 1928b: 406 • *Prorhinotermes*; distribution.
- Light, 1930f: 15, 17, 18 • *Prorhinotermes*; synonymy; key.
- Kemner, 1931: 15 • *Prorhinotermes*; discussion about type species; *Arrhinotermes* listed as a synonym.
- Hare, 1937: 474, pl. 1 • *Prorhinotermes*; phylogeny.
- Hill, 1942: 14, 136–137 • *Prorhinotermes*; key; synonymy; imago, soldier, worker diagnosed.
- Tembrock, 1944: fig. 11 • *Arrhinotermes*; map; species distribution.
- Snyder, 1949a: 85 • *Prorhinotermes*; catalog; reference list; synonymy.
- Lal and Menon, 1953: 23, 28 • *Prorhinotermes*; catalog; reference list; synonymy; key.
- Emerson, 1955: 509 • *Prorhinotermes*; number of species; distribution; included in Rhinotermitinae.

- Weidner, 1955f: 70 • *Prorhinotermes*; number of species; distribution; included in Rhinotermitinae.
- Ahmad, 1958: 59, 60 • *Prorhinotermes*; key.
- Tsai and Chen, 1964b: 57, 68 • *Prorhinotermes*; key; characters.
- Ahmad, 1965: 8 • *Prorhinotermes*; key.
- Weesner, 1965: 36, 37 • *Prorhinotermes*; key; characters.
- Roonwal and Bose, 1970a: 119 • *Prorhinotermes*; key.
- Araujo, 1970d: 533 • *Prorhinotermes*; distribution; number of species in Neotropical Region.
- Bess, 1970: 469 • *Prorhinotermes*; number of species; distribution. Oceanic Islands.
- Chaudhry et al., 1972: 19 • *Prorhinotermes*; characters.
- Chhotani and Bose, 1973: 233 • *Prorhinotermes*; distribution. Indian region.
- Sen-Sarma, 1974: 454 • *Prorhinotermes*; ecology and biogeography.
- Akhtar, 1975: 35, 36 • *Prorhinotermes*; key.
- Morimoto, 1975b: 15 • *Prorhinotermes*; key.
- Morimoto, 1975c: 56 • *Prorhinotermes*; remarks.
- Quennedey and Deligne, 1975: 261, 262, 264, 265 • *Prorhinotermes*; frontal gland; fontanelle; labrum; defense; phylogeny.
- Bose and Maiti, 1976: 15–16 • *Prorhinotermes*; distribution. India.
- Araujo, 1977c: 27 • *Prorhinotermes*; catalog.
- Roonwal et al., 1979b: 351 • *Prorhinotermes*; wing microsculpturing.
- Gay and Barrett, 1983: 75 • *Prorhinotermes*; distribution.
- Roonwal, 1983b: 363 • *Prorhinotermes*; wing microsculpturing.
- Chhotani, 1984: 111–113 • *Prorhinotermes*; key; taxonomy; distribution and zoogeography; biology; ecology; nesting behavior.
- Abe, 1984: 71 • *Prorhinotermes*; distribution.
- Bose, 1984: 78, 88 • *Prorhinotermes*; key; synonymy; remarks.
- Prestwich, 1984a: 207, fig. 2 • *Prorhinotermes*; defensive chemicals.
- Chhotani, 1985: 93–94 • *Prorhinotermes*; distribution and zoogeography.
- Prestwich, 1985b: 449 • *Prorhinotermes*; defensive chemicals; biochemistry.
- Chhotani, 1986: 22, 24 • *Prorhinotermes*; Oriental Region distribution and zoogeography.
- Huang et al., 1989: 201–202 • *Prorhinotermes*; key; characters; distribution.
- Roonwal and Chhotani, 1989: 521–523 • *Prorhinotermes*; synonymy; characters; distribution and composition.
- Tho, 1992: 65 • *Prorhinotermes*; remarks; distribution.
- Nickle and Collins, 1992: 221, 224 • *Prorhinotermes*; key; characters.
- Watson and Abbey, 1993b: 3 • *Prorhinotermes*; remarks; Australian species.
- Maiti and Chakraborty, 1994: 9 • *Prorhinotermes*; key.
- Constantino, 1998b: 159 • *Prorhinotermes*; catalog.
- Fontes and Monteiro, 1998: 37 • *Prorhinotermes*; etymology and pronunciation.
- Štys and Šobotník, 1999: 483–492 • *Prorhinotermes*; characters; metamorphosis; wing development; phylogeny; distribution.
- Huang et al., 2000: 275–277 • *Prorhinotermes*; key; characters; synonymy; distribution.
- Constantino, 2002a: 18 • *Prorhinotermes*; key.
- Sornnuwat et al., 2004: 356, 358 • *Prorhinotermes*; key; number of species. Thailand.
- Ohkuma et al., 2004: 701–710 • *Prorhinotermes*; phylogeny; COII sequences; Asian taxa.
- Maiti, 2006: 15, 148–151 • *Prorhinotermes*; key; synonymy; characters; key to species; distribution.
- Legendre et al., 2008: 615–627 • *Prorhinotermes*; rDNA COII sequences; phylogeny; pseudergate.
- Bourguignon and Roisin, 2011: 88, 90 • *Prorhinotermes*; characters; key; distribution.

Procoptotermes Holmgren, 1909b: 28, 29, 110, 169, 181. [Holmgren in 1909 cited the genus *Procoptotermes* for the first time, without a species included, indicated, or described. However, in 1910a: 143 Holmgren cited the genus again, indicated it to be a synonym of *Arrhinotermes*, and included in it the species *Procoptotermes canalifrons*. The name

Procoptotermes is available under ICZN, 1999 art. 11.4.1; the subsequent inclusion of *canalifrons* in the genus by Holmgren qualifies as an “originally included nominal species” (ICZN, 1999, art. 67.2.2), and thus the type species is *canalifrons* through subsequent monotypy (ICZN, 1999, art. 69.3)].

TYPE SPECIES: *Procoptotermes canalifrons* Sjöstedt, 1904 by monotypy.

- Holmgren, 1911d: 549 • *Procoptotermes*; synonymized with *Prorhinotermes*.
- Kemner, 1931: 15 • *Procoptotermes*; discussion; listed as a synonym of *Prorhinotermes*.

Paratermes Oshima, 1912: 68–69.

TYPE SPECIES: *Paratermes canalifrons* Sjöstedt, 1904 by monotypy.

- Snyder, 1949a: 85 • *Paratermes*; synonymized with *Prorhinotermes*.

Termitogetonella Oshima, 1920b: 496 [Type species is a chimera; the soldier is *Odontotermes dives* (Hagen), while the imago is *Prorhinotermes tibiaoensis* (Oshima) (see Light, 1930f); thus the genus-group name is a synonym of both *Odontotermes* and *Prorhinotermes* simultaneously].

TYPE SPECIES: *Termitogetonella tibiaoensis* Oshima, 1920b by original designation.

- Emerson, 1928b: 406 • *Termitogetonella*; distribution.
- Light, 1930f: 15 • *Termitogetonella* [imago only]; synonymized with *Prorhinotermes*.

▲ 11 species.

🌐🌐🌐 DISTRIBUTION: Australian Region; Ethiopian Region; Nearctic Region; Neotropical Region; Oriental Region; Papuan Region.

Prorhinotermes canalifrons (Sjöstedt, 1904)

Termes canalifrons Sjöstedt, 1904: 47–49 (soldier, worker), pl. 1: figs. C1, C2 [described as “*Termes* (?) *canalifrons*”].

TYPE DATA: Syntypes: MNHP soldiers, workers, NHRM soldiers, workers, ZMH soldier, AMNH soldier, workers.

TYPE LOCALITY: Madagascar: Toamasina (Tamatave).

- Desneux, 1904b: 36 • *Termes* (*Termes*) *canalifrons*; reference list. Madagascar.
- Wasmann, 1910a: 123–124 • *Arrhinotermes* “*Termes?*” *canalifrons*; soldier, worker described. Comoros Islands; Madagascar.
- Holmgren, 1910a: 143 • *Arrhinotermes canalifrons*; listed; remarks; *Procoptotermes canalifrons*; new combination.
- Holmgren, 1911a: 72, pl. 5: fig. 12 • *Arrhinotermes canalifrons*; listed; soldier figured; new combination. Seychelles; Madagascar.
- Oshima, 1912: 69 • *Paratermes canalifrons* [misidentification; = *japonicus*]; soldier described.
- Holmgren, 1913c: 14 • *Arrhinotermes canalifrons*; listed.
- Sjöstedt, 1914a: 2–4 • *Arrhinotermes canalifrons*; imago described; locality. Madagascar.
- Hegg, 1922: 366, 684 • *Arrhinotermes canalifrons*; biology; reference list; distribution.
- Sjöstedt, 1926d: 55, fig. 18 • *Arrhinotermes canalifrons*; reference list; biology; locality. Amirante Islands; Comoros Islands; Madagascar; Seychelles.
- Moutia, 1936: 20–21, pl. 3: figs. 1e–3e • *Prorhinotermes canalifrons*; imago, soldier described and figured; new combination; distribution. Mauritius.
- Moutia and Mamet, 1946: 467 • *Prorhinotermes canalifrons*; distribution. Mauritius.

- Snyder, 1949a: 85, 86 • *Prorhinotermes canalifrons*; catalog; reference list. Madagascar; Seychelles.
- Cachan, 1949: 187, 219–221, fig. 16 • *Arrhinotermes canalifrons*; synonymy; soldier, worker described and figured; biology. Madagascar.
- Cachan, 1950b: 6 • *Arrhinotermes canalifrons*; listed; localities. Madagascar.
- Gibson-Hill, 1950: 154 • *Prorhinotermes canalifrons*; distribution. Chagos Archipelago; Cocos-Keeling Island; Madagascar; Mauritius; Seychelles.
- Cachan, 1951: 7 • *Arrhinotermes canalifrons*; localities. Madagascar.
- Emerson, 1955: 488 • *Prorhinotermes canalifrons*; distribution. Aldabra; Amiranten; Anjouan; Chagos Archipelago; Cocos-Keeling; Long Island; Madagascar; Mahé; Mauritius; Moroni; Poivre; Preslin.
- Weidner, 1955e: 249 • *Prorhinotermes canalifrons*; types listed.
- Mathur and Thapa, 1962a: 31 • *Prorhinotermes canalifrons*; collection catalog. Madagascar.
- Weidner, 1966a: 224 • *Prorhinotermes canalifrons*; types listed.
- Paulian, 1970: 282, 292 • *Prorhinotermes canalifrons*; damage; distribution. Amirantes; Comoros; Madagascar; Mauritius; Seychelles.
- Mathot, 1978: 53 • *Prorhinotermes canalifrons*; collection catalog; types listed.
- Roonwal et al., 1979b: 334–335, figs. 3A–C • *Prorhinotermes canalifrons*; wing microsculpturing.
- Bordereau et al., 1999: 159–164 • *Prorhinotermes canalifrons*; damage; distribution. Mauritius; Réunion.
- Eggleton and Davies, 2003: 657, table 8.26 • *Prorhinotermes canalifrons*; checklist; distribution. Madagascar and associated coastal Islands.
- Ruelle and Deligne, 2004: 250 • *Prorhinotermes canalifrons*; distribution. Comoros Islands.
- Sillam-Dusses et al., 2005: 1–6 • *Prorhinotermes canalifrons*; trail pheromone; biochemistry.
- Maiti, 2006: 151–152, fig. 83 • *Prorhinotermes canalifrons*; key; synonymy; soldier described and figured; distribution. Madagascar; Mauritius; Seychelles.
- Piskorski et al., 2007: 1787–1794 • *Prorhinotermes canalifrons*; frontal gland; secretions; biochemistry; chemodiversity.
- Šobotník et al., 2008a: 521–534 • *Prorhinotermes canalifrons*; defensive behavior; presoldier; intercaste.
- Šobotník et al., 2008b: 478–486 • *Prorhinotermes canalifrons*; alarm behavior; alarm pheromone.
- Piskorski et al., 2009: 384–392 • *Prorhinotermes canalifrons*; imago; defensive secretions; nitroalkenes; sesquiterpene.

🌐 DISTRIBUTION: Ethiopian Region—Chagos Archipelago; Cocos-Keeling; Comoros Islands, Madagascar, Mahé; Mauritius, Réunion, Seychelles.

Prorhinotermes flavus (Bugnion and Popoff, 1910)

Coptotermes flavus Bugnion and Popoff, 1910a: 117–120 (soldier, worker), pl. 2: figs. 14–20.

TYPE DATA: Syntypes: NHMM soldiers, pseudoworkers, AMNH imagoes, soldiers, pseudoworkers.

TYPE LOCALITY: Sri Lanka: Ambalangoda.

- Holmgren, 1911d: 551 • *Arrhinotermes flavus*; listed; new combination.
- Holmgren, 1911a: 72 • *Arrhinotermes flavus*; transferred to *Coptotermes*; listed. Sri Lanka.
- Bugnion and Ferrière, 1911b: 97–106, pls. 1–3 • *Coptotermes flavus*; imago (previously unknown), nymph described and figured; protozoa; biology. Sri Lanka.
- Holmgren, 1913c: 67–68, pl. 2: figs. 26, 27 • *Arrhinotermes flavus*; imago, soldier, worker described; soldier figured; key; distribution. Sri Lanka.
- Bugnion, 1913d: 167 • *Arrhinotermes flavus*; antennal articles. Sri Lanka.
- Green, 1913: 9 • *Arrhinotermes flavus*; biology; locality. Sri Lanka.
- Bugnion, 1914f: 178 • *Arrhinotermes flavus*; listed.
- Holmgren, 1914: 235 • *Arrhinotermes flavus*; remarks; locality. Sri Lanka.
- John, 1925: 381 • *Arrhinotermes flavus*; locality. Sri Lanka.

- Kirby, 1932: 407 • *Coptotermes flavus*; protozoa.
- Bugnion, 1933: 11 • *Coptotermes flavus*; listed.
- Margabandhu, 1934: 703 • *Arrhinotermes flavus*; annotated reference list; biology.
- Sutherland, 1934: 6–7 • *Coptotermes flavus*; gut histology.
- Bonneville, 1936: 27 • *Coptotermes flavus*; histology; frontal gland.
- Snyder, 1949a: 86 • *Prorhinotermes flavus*; catalog; reference list; new combination. Sri Lanka.
- Lal and Menon, 1953: 28 • *Prorhinotermes flavus*; catalog; systematic and biological reference list. Sri Lanka.
- Ahmad, 1958: 74, 75 • *Prorhinotermes flavus*; key.
- Mathur and Thapa, 1962a: 31 • *Prorhinotermes flavus*; collection catalog. Sri Lanka.
- Roonwal and Thakur, 1963: 109 • *Prorhinotermes flavus*; listed.
- Ahmad, 1965: 23 • *Prorhinotermes flavus*; comparisons.
- Roonwal and Maiti, 1966: 89 • *Prorhinotermes flavus*; comparisons.
- Van Boven, 1969a: 41 • *Prorhinotermes flavus*; types listed.
- Roonwal and Bose, 1970a: 119, 124, pl. 13, fig. 4 • *Prorhinotermes flavus*; key; synonymy; soldier described and figured; distribution.
- Roonwal, 1970c: 340 • *Prorhinotermes flavus*; biology; distribution.
- Sen-Sarma, 1974: 454 • *Prorhinotermes flavus*; ecology and biogeography. India; Sri Lanka.
- Bose and Maiti, 1976: 15–16 • *Prorhinotermes flavus*; distribution. India.
- Li and Tsai, 1976: 99, 100 • *Prorhinotermes flavus*; key.
- Chhotani and Bose, 1979b: 19–20, fig. 2D • *Prorhinotermes flavus*; nesting behavior and nests. India.
- Maiti, 1979b: 133 • *Prorhinotermes flavus*; distribution. India: Andaman and Nicobar Islands, South India; Sri Lanka.
- Bose, 1980: 99–100 • *Prorhinotermes flavus*; distribution. India: Andaman Islands.
- Chhotani, 1984: 119 • *Prorhinotermes flavus*; listed; castes known; distribution. India; Sri Lanka.
- Bose, 1984: 88–90, figs. 66, 67 • *Prorhinotermes flavus*; key; synonymy; measurements; imago, soldier figured; distribution; biology; remarks. India; Sri Lanka.
- Roonwal and Chhotani, 1989: 524–527, fig. 267 • *Prorhinotermes flavus*; imago, soldier, pseudoworker described and figured; synonymy; key. Bangladesh; India; Sri Lanka.
- Chuah et al., 1990: 685–692 • *Prorhinotermes flavus*; defensive secretions; biochemistry.
- Mitra and Maiti, 1992: 502 • *Prorhinotermes flavus*; checklist; biogeography. India: Andaman and Nicobar Islands; Indian subregion.
- Tho, 1992: 65–66, 198, fig. 21 • *Prorhinotermes flavus*; soldier described and figured. Malaysia.
- Maiti and Chakraborty, 1994: 9, 39–42 • *Prorhinotermes flavus*; key; synonymy; imago, soldier measurements; distribution. India: Andaman and Nicobar Islands, Mainland; Sri Lanka.
- Gathorne-Hardy et al., 2000a: 258, 262 • *Prorhinotermes flavus*; checklist; ecology; biogeography; distribution. Indonesia: Krakatau Islands.
- Gathorne-Hardy et al., 2000b: 350 • *Prorhinotermes flavus*; checklist; ecology; distribution. Indonesia: Sulawesi.
- Ahmad and Akhtar, 2002: 23 • *Prorhinotermes flavus*; catalog. Bangladesh; India: Andaman and Nicobar Islands, mainland; Sri Lanka.
- Gathorne-Hardy, 2004: 94–96, 116 • *Prorhinotermes flavus*; synonymy; remarks; checklist; distribution. Throughout the Sunda Region and coastal areas.
- Maiti, 2006: 152–153, fig. 84 • *Prorhinotermes flavus*; key; synonymy; imago, soldier described; soldier figured; distribution. Bangladesh; India: mainland, Nicobar Islands; Sri Lanka.
- Engel et al., 2009: 22, 24, 26, figs. 3, 5 • *Prorhinotermes flavus*; character-state coding; phylogeny.

Arrhinotermes japonicus Holmgren, 1912d: 122–124 (soldier, worker).

TYPE DATA: Syntypes: AMNH queen, soldiers, workers, ZIHS soldiers, workers, USNM soldier (ex AMNH), FRI queen, worker.

TYPE LOCALITY: Taiwan: Botel Tobago.

- Oshima, 1912: 69–71, pl. 1: figs. 13, 23, pl. 2: figs. 9, 12 • *Paratermes canalifrons* [misidentification]; soldier described and figured. Taiwan.
- Hozawa, 1912: 498 • *Arrhinotermes japonicus*; synonymy.
- Holmgren, 1913c: 69, pl. 2: figs. 28, 29 • *Arrhinotermes japonicus*; soldier, worker described; soldier figured; key; distribution. Taiwan: Botel-Tobago.
- Oshima, 1913b: 276 • *Arrhinotermes japonicus*; distribution. Taiwan.
- Oshima, 1914c: 2 • *Arrhinotermes japonicus*; listed.
- Hozawa, 1915: 11, 83–91, figs. 19–21, pl. 3: figs. 16, 17) • *Arrhinotermes japonicus*; soldier, worker described and figured; synonymy. Taiwan: Lan Yü [Botel-Tobago].
- Hozawa, 1932: 2007 • *Arrhinotermes japonicus*; soldier described and figured.
- Snyder, 1949a: 86 • *Prorhinotermes japonicus*; catalog; reference list; new combination. Taiwan.
- Tu, 1955b: 82, 85 • *Prorhinotermes japonicus*; catalog; distribution. Taiwan.
- Tu, 1955a: 32, 36, 37 • *Prorhinotermes japonicus*; catalog; distribution. Taiwan.
- Ahmad, 1958: 75 • *Prorhinotermes japonicus*; key.
- Mathur and Thapa, 1962a: 31 • *Prorhinotermes japonicus*; collection catalog. Taiwan.
- Tsai and Chen, 1964b: 69 • *Prorhinotermes japonicus*; soldier described; synonymy. China.
- Tsai and Chen, 1964a: 27, 35 • *Prorhinotermes japonicus*; distribution.
- Yu and Ping, 1964a: 16, 17, 19 • *Prorhinotermes japonicus*; listed.
- Ahmad, 1965: 23 • *Prorhinotermes japonicus*; listed.
- Roonwal and Maiti, 1966: 89 • *Prorhinotermes japonicus*; comparisons.
- Morimoto, 1975c: 56 • *Prorhinotermes japonicus*; listed; distribution.
- Morimoto, 1975b: 15, fig. 29 • *Prorhinotermes japonicus*; soldier figured.
- Li and Tsai, 1976: 99 • *Prorhinotermes japonicus*; key; measurements.
- Chhotani, 1984: 119 • *Prorhinotermes japonicus*; listed; castes known; distribution. Taiwan.
- Gao and Lam, 1986: 81 • *Prorhinotermes japonicus*; checklist; distribution. China.
- Ping and Xu, 1989: 331–332, 336, fig. 1 • *Prorhinotermes japonicus*; soldier described and figured; key; synonymy.
- Gao et al., 1992a: 43 • *Prorhinotermes japonicus*; checklist; distribution. China: Guangdong.
- Tho, 1992: 65, 68, 205 • *Prorhinotermes japonicus*; remarks; listed.
- Chung and Chen, 1994: 200 • *Prorhinotermes japonicus*; synonymy; distribution. Taiwan.
- Hua, 2000: 24 • *Prorhinotermes japonicus*; listed; synonymy; Oshima, 1912 reference to *Paratermes canalifrons* cited as a misidentification. China: Hainan; Taiwan.
- Huang et al., 2000: 279–280, fig. 118 • *Prorhinotermes japonicus*; soldier described and figured; key; synonymy. China.
- Ahmad and Akhtar, 2002: 23 • *Prorhinotermes japonicus*; catalog. Japan; Taiwan: Botel-Tobago.
- Austin et al., 2004a: 548–555 • *Prorhinotermes japonicus*; COII sequences; phylogeny.
- Lo et al., 2004: 365–371 • *Prorhinotermes japonicus*; phylogeny; COI, COII, 16S rRNA sequences.
- Gathorne-Hardy, 2004: 94 • *Prorhinotermes japonicus*; synonymized with *flavus*.
- Maiti, 2006: 155–156, fig. 86 • *Prorhinotermes japonicus*; key; synonymy; imago, soldier described and figured; distribution. Taiwan.
- Li et al., 2008a: 472–473 • *Prorhinotermes japonicus*; distribution. Taiwan: Lan Yü Island (= Botel Tobago).

Arrhinotermes krakataui Holmgren, 1913c: 69–71 (imago, soldier, worker) [described as “*Krakataui*”].

TYPE DATA: Syntypes: ZIHS imagoes, soldiers, workers, AMNH imago, soldier, worker.

TYPE LOCALITY: Indonesia: Java: Krakatau.

- Bugnion, 1913d: 167 • *Arrhinotermes krakataui*; antennal articles. Indonesia: Krakatau.
- Holmgren, 1913c: 15–17, pl. 4: figs. 5, 6 • *Arrhinotermes Krakataui*; erroneously listed as n. sp.; imago, soldier, worker described; imago, soldier figured. Indonesia: Krakatau.
- Dammerman, 1948: 491, 556 • *Arrhinotermes krakataui*; distribution. Indonesia.
- Snyder, 1949a: 87 • *Prorhinotermes krakataui*; catalog, reference list; new combination. Indonesia: Krakatau.

- Ahmad, 1958: 74 • *Prorhinotermes krakataui*; key.
- Ahmad, 1965: 23 • *Prorhinotermes krakataui*; listed.
- Chhotani, 1984: 119 • *Prorhinotermes krakataui*; listed; castes known; distribution. Indonesia.
- Abe, 1984: 68 • *Prorhinotermes krakataui*; distribution. Indonesia: Krakatau.
- Abe, 1987: 134 • *Prorhinotermes krakataui*; distribution. Indonesia: Krakatau.
- Tho, 1992: 65, 68, 205 • *Prorhinotermes krakataui*; remarks, listed.
- Ahmad and Akhtar, 2002: 23 • *Prorhinotermes krakataui*; catalog. Indonesia: Java: Krakatau.
- Gathorne-Hardy, 2004: 94 • *Prorhinotermes krakataui*; synonymized with *flavus*.
- Maiti, 2006: 156 • *Prorhinotermes krakataui*; key; synonymy; imago, soldier described and figured; distribution. Indonesia: Krakatau [paraphrase of earlier description].

Termitogetonella tibiaoensis Oshima, 1920b: 496–498 (imago, soldier, worker), pl. 1: fig. 3, pl. 3: figs. 3–6, pl. 4: figs. 2–5 [imago = *Prorhinotermes*; soldiers = *Odontotermes dives* (fide Light, 1930f: 15; Snyder, 1949a: 88, 225), but no lectotype was ever designated, so *Termitogetonella* is synonym of both *Prorhinotermes* and *Odontotermes*! To fix synonymy with *Prorhinotermes* only, the imago ought to be selected as the type, but since the type material is apparently lost, a neotype imago will have to be selected; see under *Odontotermes dives*].

TYPE DATA: Syntypes (depository unknown): imagoes, soldiers, workers (Philippines: Antique Province: Panay, Tibiao), (depository unknown): imagoes, soldiers, workers (Philippines: Culasi, Panay).

TYPE LOCALITIES: Philippines: Panay, Tibiao (Antique Province), Culasi.

- Light, 1921a: 251 • *Termitogetonella tibiaoensis*; distribution. Philippines.
- Light, 1930f: 19 • *Prorhinotermes tibiaoensis*; placed in questionable synonymy with *luzonensis*; new combination.
- Snyder, 1949a: 88 • *Prorhinotermes tibiaoensis*; catalog; reference list; synonymy. Philippines.
- Ahmad, 1958: 74, 75 • *Prorhinotermes tibiaoensis*; key.
- Harris, 1961a: 156, 159 • *Prorhinotermes tibiaoensis*; damage; distribution.
- Snyder and Francia, 1962: 64, 65, 68, 74 • *Prorhinotermes tibiaoensis*; key; distribution; biology. Philippines.
- Roonwal and Thakur, 1963: 109 • *Prorhinotermes tibiaoensis*; synonymy; comparisons.
- Ahmad, 1965: 23 • *Prorhinotermes tibiaoensis*; comparisons.
- Roonwal, 1970c: 340 • *Prorhinotermes tibiaoensis*; biology; distribution.
- Morimoto, 1975c: 56 • *Prorhinotermes tibiaoensis*; listed; distribution.
- Thapa, 1982: 92–95, pl. 31 • *Prorhinotermes tibiaoensis*; imago, soldier described and figured; synonymy; key. Malaysia: Sabah; Philippines.
- Sen-Sarma, 1982: 142–146 • *Prorhinotermes libiaoensis* [sic]; damage. Oriental Region.
- Chhotani, 1984: 119 • *Prorhinotermes tibiaoensis*; listed; castes known; distribution. Philippines.
- Tho, 1992: 65, 68, 205 • *Prorhinotermes tibiaoensis*; remarks; listed.
- Ahmad and Akhtar, 2002: 23 • *Prorhinotermes tibiaoensis*; catalog. Taiwan.
- Gathorne-Hardy, 2004: 95 • *Prorhinotermes tibiaoensis*; synonymized with *flavus*.
- Maiti, 2006: 162–163, fig. 94 • *Prorhinotermes tibiaoensis*; key; synonymy; imago, soldier described and figured; distribution. Malaysia: Sabah; Philippines; [paraphrase of original description of imago].

Prorhinotermes luzonensis Light, 1921b: 49–54 (imago, soldier, worker), fig. 2, pl. 3: figs. 1–2.

TYPE DATA: Syntypes: AMNH imagoes, soldiers, workers (Philippines: Luzon, Rizal Province, about 1 km from the Rizal-Bulacan boundary on the Manila-North road; Light #27 and 205), AMNH soldiers (Philippines: Luzon: Bulacan Bay; Light #436), AMNH soldiers (Philippines: Luzon, about 100 yards from Rizal-Bulacan boundary to Guiguinto; Light #97).

TYPE LOCALITIES: Philippines: Luzon: Rizal Province, about 1 km from the Rizal-Bulacan boundary on the Manila-North road; Bulacan Bay; about 100 yards from Rizal-Bulacan boundary to Guiguinto.

- Snyder, 1949a: 88 • *Prorhinotermes luzonensis*; placed in questionable synonymy with *tibiaoensis*.
- Ahmad, 1958: 74, 75 • *Prorhinotermes luzonensis*; synonymized with *tibiaoensis*.

Prorhinotermes gracilis Light, 1921b: 54–57 (imago, soldier, worker), fig. 3.

TYPE DATA: Syntypes: AMNH imago, soldiers, workers, nymphs.

TYPE LOCALITY: Philippines: Luzon: Rizal Province near Rizal-Bulacan boundary of Manila-North road.

- Light, 1930f: 19 • *Prorhinotermes gracilis*; synonymy; probable synonym of *luzonensis*. Philippines.
- Snyder, 1949a: 86 • *Prorhinotermes gracilis*; catalog. Philippines.
- Ahmad, 1958: 73, 75 • *Prorhinotermes gracilis*; key.
- Snyder and Francia, 1962: 64, 65, 68, 74 • *Prorhinotermes gracilis*; key; distribution; biology. Philippines.
- Ahmad, 1965: 23 • *Prorhinotermes gracilis*; comparisons.
- Morimoto, 1975c: 56 • *Prorhinotermes gracilis*; listed; distribution.
- Chhotani, 1984: 119 • *Prorhinotermes gracilis*; listed; castes known; distribution. Philippines.
- Tho, 1992: 65, 66, 68, 205 • *Prorhinotermes gracilis*; remarks; listed.
- Ahmad and Akhtar, 2002: 23 • *Prorhinotermes gracilis*; catalog. Philippines.
- Gathorne-Hardy, 2004: 95 • *Prorhinotermes gracilis*; synonymized with *flavus*.
- Maiti, 2006: 153–154 • *Prorhinotermes gracilis*; key; synonymy; imago, soldier described; distribution. Philippines [paraphrase of original description].

Prorhinotermes shiva Roonwal and Thakur, 1963: 102–109 (soldier, pseudoworker), figs. 1–5.

TYPE DATA: Holotype: ZSI No. 2836/H8 soldier. Paratypes: ZSI Nos. 2837/H8, 2838/H8 soldier, pseudoworkers.

TYPE LOCALITY: India: Andaman Islands: Long Island [ca. 12°23'N, 92°57'E].

- Roonwal and Maiti, 1966: 89, 90 • *Prorhinotermes siva* [sic]; comparisons.
- Roonwal and Bose, 1970a: 117, 119, pl. 13, fig. 5 • *Prorhinotermes shiva*; key; soldier figured.
- Chaudhry et al., 1972: 19, fig. 20 • *Prorhinotermes shiva*; synonymy; soldier measurements, figured; biology; distribution. Bangladesh.
- Sen-Sarma, 1974: 454 • *Prorhinotermes shiva*; ecology and biogeography. India; Sri Lanka.
- Akhtar, 1975: 49–52, 191, figs. 24, 25 • *Prorhinotermes shiva*; imago, soldier described and figured; key; distribution. Bangladesh.
- Chhotani, 1977a: 30 • *Prorhinotermes shiva*; distribution. India.
- Chhotani, 1984: 119 • *Prorhinotermes shiva*; listed; castes known; distribution. Bangladesh; India.
- Ahmad, 1986: 18 • *Prorhinotermes shiva*; distribution. Bangladesh.
- Roonwal and Chhotani, 1989: 524–527 • *Prorhinotermes shiva*; synonymized with *flavus*.

Prorhinotermes tibiaoensiformis Ahmad, 1965: 23–24 (soldier, worker), fig. 17.

TYPE DATA: Holotype: ZUPL soldier. Paratypes: ZUPL soldiers, workers, AMNH soldiers, workers.

TYPE LOCALITY: Thailand: Wang Nok An.

- Morimoto, 1973a: 77 • *Prorhinotermes tibiaoensiformis*; listed.
- Morimoto, 1975c: 56 • *Prorhinotermes tibiaoensiformis*; listed; distribution.
- Bose and Maiti, 1976: 15 • *Prorhinotermes tibiaoensiformis*; listed.

- Chhotani, 1984: 119 • *Prorhinotermes tibiaoensisformis*; listed; castes known; distribution. Thailand.
- Tho, 1992: 65, 66, 68, 205 • *Prorhinotermes tibiaoensisformis*; remarks; listed.
- Ahmad and Akhtar, 2002: 23 • *Prorhinotermes tibiaoensisformis*; catalog. Thailand.
- Ohkuma et al., 2004: 701–710 • *Prorhinotermes tibiaoensisformis*; phylogeny; COII sequences.
- Sornnuwat et al., 2004: 362 • *Prorhinotermes tibiaoensisformis*; checklist; distribution. Thailand.
- Gathorne-Hardy, 2004: 95 • *Prorhinotermes tibiaoensisformis*; synonymized with *flavus*.
- Maiti, 2006: 161–162, fig. 93 • *Prorhinotermes tibiaoensisformis*; key; synonymy; soldier described and figured; distribution. Thailand [paraphrase of original description].

Prorhinotermes ravani Roonwal and Maiti, 1966: 84–90 (soldier, worker), figs. 3–4.

TYPE DATA: Holotype: ZSI No. 4359/H8 soldier. Paratypes: MZB soldiers, workers, ZSI No. 4360/H8 soldier, workers, AMNH soldier, worker.

TYPE LOCALITY: Indonesia: Java: Sumberweringin, near Bondowoso, 700 m [ca. 07°56'S, 113°48'E].

- Somadikarta et al., 1968: 165 • *Prorhinotermes ravani*; types listed.
- Chhotani, 1984: 119 • *Prorhinotermes ravani*; listed; castes known; distribution. Indonesia.
- Tho, 1992: 65, 66, 205 • *Prorhinotermes ravani*; remarks; listed.
- Gathorne-Hardy, 2004: 95 • *Prorhinotermes ravani*; synonymized with *flavus*.
- Maiti, 2006: 159, fig. 90 • *Prorhinotermes ravani*; key; synonymy; soldier described and figured; distribution. Indonesia: Java.

Prorhinotermes panaitanensis Thakur, and Thakur, 1992: 251–257 (soldier, worker), figs. 14–15.

TYPE DATA: Holotype: FRI soldier. Paratypes: FRI soldiers, workers.

TYPE LOCALITY: Indonesia: Krakatau Islands: Panaitan.

- Gathorne-Hardy, 2004: 95 • *Prorhinotermes panaitanensis*; synonymized with *flavus*.
- Maiti, 2006: 158–159, fig. 89 • *Prorhinotermes panaitanensis*; key; synonymy; soldier described and figured; distribution. Indonesia: Krakatau.

🌐 DISTRIBUTION: Oriental Region—Bangladesh; China: Guangdong, Hainan; India: Andaman and Nicobar Islands, Karnataka; Indonesia: Java, Krakatau Islands, Sulawesi; Malaysia: Mainland, Sabah; Philippines; Sri Lanka; Taiwan: Botel Tobago; Thailand.

Prorhinotermes hainanensis Ping and Xu, 1989

Prorhinotermes hainanensis Ping and Xu, 1989: 333–334, 336 (soldier), figs. 5–9.

TYPE DATA: Holotype: GIEC I. No. E 2059 soldier. Paratypes: GIEC I. No. E 2059 soldiers, workers, GIEC I. Nos. E4533, 2084, 2095, 8162 soldiers, workers.

TYPE LOCALITY: China: Hainan Island: Ya Xian [18°2'N, 109°5'E].

- Huang et al., 1989: 205, fig. 119 • *Prorhinotermes japonicus* [misidentification]; soldier described and figured; key; synonymy. China.
- Hua, 2000: 24 • *Prorhinotermes hainanensis*; listed. China: Hainan.
- Huang et al., 2000: 277–279, fig. 117 • *Prorhinotermes hainanensis*; soldier described and figured; key; synonymy. China.
- Ahmad and Akhtar, 2002: 23 • *Prorhinotermes hainanensis*; catalog. China.

🌐 DISTRIBUTION: Oriental Region—China: Hainan.

***Prorhinotermes inopinatus* Silvestri, 1909**

***Prorhinotermes inopinatus* Silvestri, 1909b: 287–289 (imago, soldier, worker), pl. 17: figs. 49–66.**

TYPE DATA: Lectotype: ZMB imagoes, soldiers, workers, nymphs. Paralectotypes: ZMB imagoes, workers, nymphs, AMNH imago, soldier, workers, nymphs, FRI imago, worker.

LECTOTYPE DESIGNATION: Watson et al., 1998: 195.

TYPE LOCALITY: “Insulae Samoa, Ninafoon” (probably Tonga: Niuafòu); see Watson et al., 1998: 195; type locality discussed.

- Holmgren, 1911a: 72, 73 • *Arrhinotermes inopinatus*; listed; new combination. Samoa.
- Hill, 1926a: 95 • *Prorhinotermes inopinatus*; listed.
- Hill, 1926d: 22 • *Prorhinotermes ?inopinatus*; discussion; locality. Fiji.
- Hill, 1927b: 15–16 • *Prorhinotermes inopinatus*; soldier measurements; locality. Samoan Islands.
- Lever, 1939a: 18 • *Prorhinotermes inopinatus*; locality. Fiji.
- Hill, 1942: 138–139, figs. 77, 78 • *Prorhinotermes inopinatus*; imago, soldier described and figured; synonymy; distribution; biology. Ellice Islands; Fiji Islands; Marianas Islands; Samoan Islands; Santa Cruz Islands; Solomon Islands.
- Light, 1946: 9 • *Prorhinotermes inopinatus*; locality. Guam.
- Snyder, 1949a: 86 • *Prorhinotermes inopinatus*; catalog; reference list; synonymy. Ellice Islands; Fiji; Guam; Marianas; Samoa; Santa Cruz Archipelgo; Solomon Islands.
- Harris, 1957b: 26, 29 • *Prorhinotermes inopinatus*; soldier measurements; distribution. Ellice Islands; Fiji; Marianne [sic] Islands [= Marianas]; Samoa; Santa Cruz Islands, Rennell Island; Solomon Islands; Tonga.
- Clagg, 1958: 339 • *Prorhinotermes inopinatus*; biology; damage; locality. Guam.
- Harris and Brown, 1958: 737, 739, 740, 743, fig. 5 • *Prorhinotermes inopinatus*; soldier figured; biology; key; locality. Solomon Islands.
- Harris, 1961a: 156, 160 • *Prorhinotermes inopinatus*; damage; distribution.
- Mathur and Thapa, 1962a: 31 • *Prorhinotermes inopinatus*; collection catalog. Samoa.
- Bess, 1970: 472 • *Prorhinotermes inopinatus*; damage. South Pacific.
- Gross, 1975: 411 • *Prorhinotermes inopinatus*; checklist; distribution. Fiji; New Caledonia; New Guinea; New Hebrides; Solomon Islands; other Pacific areas.
- Gay and Barrett, 1983: 75–77 • *Prorhinotermes inopinatus*; soldier measurements; biology; distribution. Australia: Queensland [Torres Strait]; Fiji; New Caledonia; Papua New Guinea; Tonga; Tuvalu; Wallis and Futuna; Western Samoa.
- De Baar, 1988: 110 • *Prorhinotermes inopinatus*; checklist. Torres Strait: Darnley Island, Rennell Island.
- Roisin, 1988b: 339–347 • *Prorhinotermes inopinatus*; castes; development and morphology.
- Watson and Abbey, 1993b: 43, fig. 60 • *Prorhinotermes inopinatus*; distribution map. Australia only.
- Noirot, 1995b: 197–226 • *Prorhinotermes inopinatus*; gut morphology.
- Kevan and Vickery, 1998: 302–303 • *Prorhinotermes inopinatus*; distribution. Kiribati; Marianas Islands; Marshall Islands; Tuvalu.
- Watson et al., 1998: 195 • *Prorhinotermes inopinatus*; catalog; synonymy; distribution; ecology. Australia; Papua New Guinea, SW Pacific Islands.
- Šobotník et al., 2004: 153–163 • *Prorhinotermes inopinatus*; frontal gland; histology; defensive secretions; biochemistry.
- Maiti, 2006: 154–155, fig. 85 • *Prorhinotermes inopinatus*; key; synonymy; imago, soldier described and figured; distribution. Ellice Island; Fiji; Guam; Santa Cruz Islands; Solomon Islands; Tonga Island.
- Piskorski et al., 2007: 1787–1794 • *Prorhinotermes inopinatus*; frontal gland; secretions; biochemistry; chemodiversity.
- Rupf and Roisin, 2008: 811–819 • *Prorhinotermes inopinatus*; foraging behavior; polymorphism; polyethism.

- Bourguignon and Roisin, 2011: 90–91, figs. 84–87, 93 • *Prorhinotermes inopinatus*; synonymy; imago, soldier described and figured; key; termitophiles; distribution. Australia; Indonesia: Papua; Papua New Guinea; Ellice and Mariana Islands; Fiji; Santa Cruz; Samoa; Solomon Islands; Tonga; Vanuatu.

Arrhinotermes jaluiti Holmgren, 1911a: 73 [**nomen nudum**; name used as possible synonym of *A. inopinatus*; no characters given].

Prorhinotermes manni Snyder, 1925g: 399–400 (soldier).

TYPE DATA: Holotype: MCZ No. 15285 soldier. Paratypes: USNM soldiers, workers, AMNH soldiers, workers.

TYPE LOCALITY: Santa Cruz Archipelago: Graciosa Bay.

- Hill, 1942: 138 • *Prorhinotermes manni*; synonymized with *inopinatus*.

Prorhinotermes solomonensis Snyder, 1925g: 400–401 (soldier).

TYPE DATA: Holotype: MCZ No. 15286 soldier. Paratypes: USNM soldiers, workers, AMNH soldiers, workers.

TYPE LOCALITY: Solomon Islands: Malayta: Auki.

- Hill, 1942: 138 • *Prorhinotermes solomonensis*; synonymized with *inopinatus*.

- 🌐 DISTRIBUTION: Australian Region—Australia: Northern Territory, Queensland: Yokre Island, Torres Strait. ♦ Papuan Region—Ellice Island; Fiji; Guam; Indonesia: Papua; Kiribati; Marianas Islands; Marshall Islands; New Caledonia; Papua New Guinea; Solomon Islands; Tonga; Vanuatu; Wallis and Futuna; Western Samoa.

Prorhinotermes molinoi Snyder, 1924

Prorhinotermes molinoi Snyder, 1924d: 43–45 (imago, soldier), figs. 1, 2.

TYPE DATA: Holotype: USNM No. 26756 winged imago. Paratypes: USNM imagoes, soldiers, AMNH imagoes.

TYPE LOCALITY: Panama: Largo Remo Island.

- Snyder, 1925j: 193 • *Prorhinotermes molinoi*; listed. Panama.
 — Snyder, 1925e: 162 • *Prorhinotermes molinoi*; locality. Costa Rica.
 — Snyder, 1926a: 28 • *Prorhinotermes molinoi*; locality. Costa Rica.
 — Snyder, 1934b: 97 • *Prorhinotermes molinoi*; locality. Costa Rica.
 — Snyder, 1949a: 87 • *Prorhinotermes molinoi*; catalog; reference list. Costa Rica; Panama.
 — Mathur and Thapa, 1962a: 32 • *Prorhinotermes molinoi*; collection catalog. Panama.
 — Araujo, 1977c: 28 • *Prorhinotermes molinoi*; catalog. Costa Rica; Panama.
 — Nickle and Collins, 1992: 209, 224, figs. 13.58, 13.59 • *Prorhinotermes molinoi*; soldier figured; distribution. Panama.
 — Constantino, 1998b: 159 • *Prorhinotermes molinoi*; catalog. Costa Rica; Panama.
 — Fontes, 1998: 331 • *Prorhinotermes molinoi*; catalog.
 — Maiti, 2006: 156–157, fig. 87 • *Prorhinotermes molinoi*; key; synonymy; major, minor soldier described and figured; distribution. Panama.
 — Roisin et al., 2006: 301–311 • *Prorhinotermes molinoi*; ecology; canopy forest; species richness; vertical distribution. Panama.

Arrhinotermes wasmanni Holmgren, 1911a: 72 (soldier, worker) [**nomen nudum**; “type” specimens in AMNH].

- 🌐 DISTRIBUTION: Neotropical Region—Costa Rica; Panama.

Prorhinotermes oceanicus (Wasmann, 1902)***Arrhinotermes oceanicus*** Wasmann, 1902d: 139 (imago).

TYPE DATA: Lectotype: NHMM imago. Paralectotypes: AMNH imagoes.

LECTOTYPE DESIGNATION: Van Boven, 1969a: 41.

TYPE LOCALITY: Costa Rica: Cocos Island (Kokosinsel), between Galápagos and Costa Rica.

- Desneux, 1904b: 34 • *Termes (Arrhinotermes) oceanicus*; reference list; new combination. Cocos Island.
- Snyder, 1949a: 87 • *Prorhinotermes oceanicus*; catalog; reference list. Cocos Island.
- Mathur and Thapa, 1962a: 32 • *Prorhinotermes oceanicus*; collection catalog. Cocos Island.
- Van Boven, 1969a: 41 • *Prorhinotermes oceanicus*; types listed.
- Araujo, 1977c: 28 • *Prorhinotermes oceanicus*; catalog. Costa Rica: Cocos Island.
- Constantino, 1998b: 159 • *Prorhinotermes oceanicus*; catalog. Costa Rica: Cocos Island.
- Maiti, 2006: 157–158, fig. 88 • *Prorhinotermes oceanicus*; key; synonymy; major soldier described and figured; distribution. Cocos Island.

Leucotermes insularis Wasmann, 1902d: 140, 160 (soldier) [Wasmann placed *insularis* in the genus *Leucotermes* (now = *Heterotermes*. Snyder, 1949a and Constantino, 1998b followed Wasmann. Emerson (private notes) studied the specimens in the Wasmann collection and concluded “without doubt” that the soldier described by Wasmann belongs to the genus *Prorhinotermes* and is conspecific with *Prorhinotermes oceanicus* Wasmann, a new combination and synonymy published by Van Boven, 1969a: 41].

TYPE DATA: Lectotype: NHMM soldier. Paralectotypes: AMNH soldier.

LECTOTYPE DESIGNATION: Van Boven, 1969a: 41.

TYPE LOCALITY: Costa Rica: Cocos Island (Kokosinsel), between Galápagos and Costa Rica.

- Desneux, 1904b: 33 • *Termes (Leucotermes) insularis*; reference list; new combination. Cocos Island.
- Holmgren, 1911a: 69 • *Leucotermes insularis*; listed. Cocos Island.
- Snyder, 1924i: 14 • *Leucotermes insularis*; remarks about identification.
- Snyder, 1926g: 3 • *Leucotermes insularis*; distribution. Cocos Island.
- Snyder, 1949a: 68 • *Heterotermes insularis*; catalog; new combination. Cocos Island.
- Van Boven, 1969a: 41 • *Prorhinotermes insularis*; synonymized with *oceanicus*; new combination.
- Araujo, 1977c: 26 • *Heterotermes insularis*; catalog; treated as valid. Costa Rica: Cocos Island.
- Constantino, 1998b: 157 • *Heterotermes insularis*; catalog; valid species. Costa Rica: Cocos Island.
- Maiti, 2006: 120 • *Heterotermes insularis*; key; synonymy; soldier described; distribution. Cocos Island [paraphrase of original description].

 DISTRIBUTION: Neotropical Region—Costa Rica: Cocos Island.

Prorhinotermes ponapensis (Oshima, 1917)***Arrhinotermes ponapensis*** Oshima, 1917b: 3–5 (imago), figs. 1–4.

TYPE DATA: Syntypes (depository unknown): imagoes.

TYPE LOCALITY: Caroline Islands: Pohnpei (Ponapi) Island.

- Oshima, 1917d: 196–197, fig. 2 • *Arrhinotermes ponapiensis* [sic]; also spelled “*ponapensis*” in figure caption; erroneously listed as n. sp.; imago described and figured. Palau.
- Snyder, 1949a: 87 • *Prorhinotermes ponapensis*; catalog; new combination. Caroline Islands.

- Bess, 1970: 472 • *Prorhinotermes ponapensis*; listed. South Pacific.
- Kevan and Vickery, 1998: 303 • *Prorhinotermes ponapensis*; distribution. Caroline Islands, Palau.

🌐 DISTRIBUTION: Papuan Region—Federated States of Micronesia: Caroline Islands, Palau, Pohnpei (Ponapi).

Prorhinotermes rugifer Kemner, 1931

Prorhinotermes rugifer Kemner, 1931: 15–20 (imago, soldier, worker), fig. 5.

TYPE DATA: Syntypes: ZMLU imagoes, soldiers, workers, AMNH soldiers, workers.

TYPE LOCALITY: Indonesia: Moluccas: Ambon (Amboina).

- Weyer, 1930b: 177–190 • *Prorhinotermes rugosus* [sic; probably a misspelling for *rugifer*]; soldier, worker gonads.
- Stella, 1939: 259 • *Prorhinotermes rugosus* [sic; probably a misspelling for *rugifer*]; soldier gonads.
- Snyder, 1949a: 87 • *Prorhinotermes rugifer*; catalog. Indonesia: Amboina Island.
- Grassé, 1949: 441, figs. 125C–D • *Prorhinotermes rugosus* [sic; probably a misspelling for *rugifer*]; soldier, worker gonads figured.
- Bess, 1970: 472 • *Prorhinotermes rugifer*; listed. South Pacific.
- Maiti, 2006: 160, fig. 91 • *Prorhinotermes rugifer*; key; synonymy; soldier described and figured; distribution. Indonesia: Amboina Island [paraphrase of original description].

🌐 DISTRIBUTION: Papuan Region—Indonesia: Maluku (Moluccas).

Prorhinotermes simplex (Hagen, 1858)

Termes (Rhinotermes) simplex Hagen, 1858c: 238–240, 242 (imago), pl. 3: fig. 23.

TYPE DATA: Syntypes: NHMW imago, MCZ imago [probably not from type series fide Emerson (card catalog)].

TYPE LOCALITY: Cuba.

- Hagen, 1858b: 33–34 • *Termes (Rhinotermes) simplex*; imago described; synonymy; distribution. Cuba.
- Hagen, 1861b: 6 • *Termes simplex*; imago described; synonymy; distribution. Cuba.
- Goldenberg, 1873: 8 • *Termes simplex*; discussion.
- Girard, 1879: 294 • *Termes simplex*; discussion.
- Desneux, 1904b: 28 • *Termes (Rhinotermes) simplex*; remarks; possibly belonging to a new subgenus; reference list; Cuba.
- Holmgren, 1906: 670 • *Rhinotermes simplex*; distribution; new combination. West Indies.
- Holmgren, 1911a: 72, pl. 5: fig. 10 • *Arrhinotermes simplex*; listed; imago figured; new combination. Cuba.
- Banks, 1919: 480 • *Prorhinotermes simplex*; locality; new combination. Cuba; Jamaica; USA: Florida.
- Thompson, 1919: 379–398 • *Arrhinotermes simplex*; caste development.
- Banks and Snyder, 1920: 39–42, 145–148, figs. 26, 27, 28, 69, pl. 4: fig. 1 • *Prorhinotermes simplex*; imago, soldier described and figured; distribution [Banks]; biology [Snyder]. Cuba; Jamaica; USA: Florida.
- Thompson, 1920: 613–624, figs. 13–20 • *Prorhinotermes simplex*; primary, secondary reproductives, nymphs, soldier, worker described and figured.
- Barreto, 1923: 106 • *Arrhinotermes simplex*; locality. Cuba.

- Bathellier, 1927: 254 • *Arrhinotermes simplex*; caste development.
- Light, 1934d: 131 • *Prorhinotermes simplex*; distribution. USA: Florida; West Indies.
- Hare, 1937: 467, pl. 8: fig. 19 • *Prorhinotermes simplex*; imago/worker, soldier mandibles measurements and figures.
- Miller, 1942: 1–27 • *Prorhinotermes simplex*; caste differentiation.
- Emerson, and Miller, 1943: 185, 186 • *Prorhinotermes simplex*; key. USA: Florida.
- Emerson and Miller, 1944: 108, 109 • *Prorhinotermes simplex*; key. USA: Florida.
- Miller and Miller, 1944: 103, 104, 105, 106, 107 • *Prorhinotermes simplex*; biology; swarming. USA: Florida.
- Snyder, 1949a: 87 • *Prorhinotermes simplex*; catalog; reference list. USA: Florida; Jamaica; Puerto Rico.
- Miller, 1949b: 10, 12, 16, 20, fig. 13 • *Prorhinotermes simplex*; key; soldier figured; biology. Florida.
- Ahmad, 1950: 81, fig. 7 • *Prorhinotermes simplex*; worker mandibles figured.
- Wolcott, 1950: 69 • *Prorhinotermes simplex*; biology; distribution. Puerto Rico.
- Snyder, 1956b: 192, 193, 194, 198, 199 • *Prorhinotermes simplex*; key; distribution. Cuba; Jamaica; Puerto Rico.
- Harris, 1961a: 156, 161 • *Prorhinotermes simplex*; damage; distribution.
- Mathur and Thapa, 1962a: 32 • *Prorhinotermes simplex*; collection catalog. USA.
- Springhetti, 1964b: 213 • *Prorhinotermes simplex*; seminal vesicles.
- Weesner, 1965: 36, 37, 46, 47, 48, 51, fig. 16 • *Prorhinotermes simplex*; key; characters; imago figured; biology; distribution.
- Křeček, 1969: 129–136 • *Prorhinotermes simplex*; ecology. Cuba.
- Weesner, 1970: 506–507 • *Prorhinotermes simplex*; biology.
- Vrkoč and Ubik, 1974: 1463–1464 • *Prorhinotermes simplex*; chemical defense; biochemistry.
- Quennedey and Deligne, 1975: 254, figs. 19, 20 • *Prorhinotermes simplex*; soldier head figured; frontal gland; fontanelle; labrum; defense.
- Roonwal, 1975a: 45 • *Prorhinotermes simplex*; egg size ratio.
- Araujo, 1977c: 28 • *Prorhinotermes simplex*; catalog. Cuba; Puerto Rico; USA: Florida.
- Prestwich, 1979b: 463 • *Prorhinotermes simplex*; chemical defense; biochemistry.
- Prestwich, 1979d: 131 • *Prorhinotermes simplex*; secretions; biochemistry; defense.
- Roonwal et al., 1979b: 335, figs. 3D–F • *Prorhinotermes simplex*; wing microsculpturing.
- Blum, 1981a: 276, 357, 504 • *Prorhinotermes simplex*; defensive secretions; biochemistry.
- Křeček et al., 1981: 266–269 • *Prorhinotermes simplex*; caste determination; juvenile hormone.
- Prestwich, 1982b: 87, 90 • *Prorhinotermes simplex*; defensive secretions; biochemistry.
- Odelson and Breznak, 1983: 1602–1613 • *Prorhinotermes simplex*; gut microbiota; fermentation; acetogenesis.
- Prestwich, 1983b: 291 • *Prorhinotermes simplex*; defensive secretions; biochemistry.
- Prestwich et al., 1984b: 1201–1207 • *Prorhinotermes simplex*; trail pheromones; biochemistry.
- Prestwich, 1984a: table 1 • *Prorhinotermes simplex*; checklist; ecology; defense mode; chemicals; distribution.
- Hrdý, 1985: 247–249 • *Prorhinotermes simplex*; hormones; soldier production.
- Prestwich, 1985b: 451 • *Prorhinotermes simplex*; defensive chemicals; biochemistry.
- Breznak and Switzer, 1986: 623–630 • *Prorhinotermes simplex*; gut microbiota; fermentation; acetogenesis.
- Scheffrahn et al., 1988a: 616, 619, 623 • *Prorhinotermes simplex*; checklist; swarming; pest; distribution. USA: Florida.
- Nutting, 1990a: 1026, 1030, fig. 33.5 • *Prorhinotermes simplex*; key; imago, soldier figured.
- Brauman et al., 1992: 1384–1387 • *Prorhinotermes simplex*; gut bacteria; methane and hydrogen emissions.
- Clarke, 1994: 14 • *Prorhinotermes simplex*; checklist; distribution. Jamaica.
- Scheffrahn et al., 1994: 217, 221, 223, 232 • *Prorhinotermes simplex*; distribution. Cuba; Jamaica; Puerto Rico.

- Scheffrahn and Su, 1994: 467, 472, figs. 32–33, 50, 51 • *Prorhinotermes simplex*; key; soldier, imago, forewing figured. USA: Florida.
- Wheeler et al., 1996: 799–806 • *Prorhinotermes simplex*; methane production.
- Sugimoto et al., 1997: 218 • *Prorhinotermes simplex*; diet; methane emissions.
- Constantino, 1998b: 159 • *Prorhinotermes simplex*; catalog. Greater Antilles; USA: southern Florida.
- Constantino, 2002a: figs. 46–47 • *Prorhinotermes simplex*; soldier figured.
- Scheffrahn et al., 2003a: 185, 188, 194, figs. 22, 26 • *Prorhinotermes simplex*; soldier, imago wing figured; key to soldier and imago; distribution. Puerto Rico.
- Šobotník and Hubert, 2003: 83–98 • *Prorhinotermes simplex*; morphology; exocrine glands (frontal, mandibular, labial, tarsal, sternal, tergal); development.
- Šobotník and Weyda, 2003: 255–270 • *Prorhinotermes simplex*; labial gland; histology; function.
- Šobotník et al., 2003: 201–208 • *Prorhinotermes simplex*; epidermal glands; histology; neotenic.
- Cruz et al., 2004: 5 • *Prorhinotermes simplex*; checklist; distribution. Cuba.
- Šobotník et al., 2004: 153–163 • *Prorhinotermes simplex*; frontal gland; histology; defensive secretions; biochemistry.
- Hanus et al., 2005: 357–359 • *Prorhinotermes simplex*; egg care and egg transport.
- Sillam-Dusses et al., 2005: 1–6 • *Prorhinotermes simplex*; trail pheromone; biochemistry.
- Šobotník et al., 2005: 81–88 • *Prorhinotermes simplex*; tergal and sternal glands; histology.
- Hanus et al., 2006: 249–257 • *Prorhinotermes simplex*; ontogeny; anatomy; defensive secretions; biochemistry.
- Maiti, 2006: 160–161, fig. 92 • *Prorhinotermes simplex*; key; synonymy; soldier described and figured; distribution. USA: Florida; Jamaica; Puerto Rico.
- Scheffrahn et al., 2006: 477, figs. 3G, 4B • *Prorhinotermes simplex*; soldier, imago wing figured; key; synonymy; distribution. Bahamas; Cuba; Jamaica; Puerto Rico; USA: Florida.
- Šobotník et al., 2006: 648–656 • *Prorhinotermes simplex*; fat body; ultrastructure; adipocyte.
- Piskorski et al., 2007: 1787–1794 • *Prorhinotermes simplex*; frontal gland; secretions; biochemistry; chemodiversity.
- Hanus et al., 2009: 111–118 • *Prorhinotermes simplex*; sex pheromone; tergal glands.
- Piskorski et al., 2009: 384–392 • *Prorhinotermes simplex*; imago; defensive secretions; nitroalkenes; sesquiterpene.

🌐 DISTRIBUTION: Nearctic Region—USA: Florida. ♦ Neotropical Region—Bahamas; Cuba; Jamaica; Puerto Rico.

Prorhinotermes spectabilis Ping and Xu, 1989

Prorhinotermes spectabilis Ping and Xu, 1989: 334–335, 336 (soldier), figs. 10–13.

TYPE DATA: Holotype: GIEC I. No. E 799 soldier. Paratypes: GIEC soldiers.

TYPE LOCALITY: China: Yunnan Province: Hekou Yaozu Zizhixian [22°4'N, 103°9'E].

- Huang et al., 1989: 280–282, fig. 119 • *Prorhinotermes spectabilis*; soldier described and figured; key. China.
- Hua, 2000: 24 • *Prorhinotermes spectabilis*; listed. China: Yunnan.
- Huang et al., 2000: 280–282, fig. 119 • *Prorhinotermes spectabilis*; soldier described and figured; key. China.
- Ahmad and Akhtar, 2002: 23 • *Prorhinotermes spectabilis*; catalog. China.

🌐 DISTRIBUTION: Oriental Region—China: Yunnan.

***Prorhinotermes xishaensis* Li and Tsai, 1976**

***Prorhinotermes xishaensis* Li and Tsai, 1976: 95–99, 100 (imago, soldier), figs. 1, 2.**

TYPE DATA: Holotype: GIEC ?soldier [no mention of which caste is the type]. Paratypes: NAP imagoes, soldiers, SIES imagoes, soldiers, AMNH soldiers, workers.

TYPE LOCALITY: China: Xisha Island (also known as Yong Xin Islands and Paracel Islands) [16°30'N, 112°15'E].

- Gao and Lam, 1986: 81 • *Prorhinotermes xishaensis*; checklist; distribution. China.
- Huang et al., 1989: 203–205, fig. 118 • *Prorhinotermes xishaensis*; soldier described and figured; key. China: Hainan: Xisha Island.
- Ping and Xu, 1989: 330, 331, 336 • *Prorhinotermes xishaensis*; key; measurements.
- Gao et al., 1992a: 43 • *Prorhinotermes xishaensis*; checklist; distribution. China: Guangdong.
- Hua, 2000: 24 • *Prorhinotermes xishaensis*; listed. China: Hainan: Xisha Island.
- Huang et al., 2000: 282–284, fig. 120 • *Prorhinotermes xishaensis*; soldier described and figured; key. China.
- Ahmad and Akhtar, 2002: 23 • *Prorhinotermes xishaensis*; catalog. China.

🌐 DISTRIBUTION: Oriental Region—China: Xisha Island (Parcel Islands).

†*Zophotermes* Engel, 2011

†***Zophotermes* Engel et al., 2011a: 112 .**

TYPE SPECIES: *Zophotermes ashoki* Engel, 2011 by original designation.

▲ 1 fossil species.

🌐 DISTRIBUTION: Oriental Region.

†*Zophotermes ashoki* Engel and Singh, 2011

†***Zophotermes ashoki* Engel et al., 2011a: 114–116 (imago), figs. 1C, 5, 6A.**

TYPE DATA: Holotype: BSIPL Tad-42 imago.

TYPE LOCALITY: India: Gujarat: Tadmashwar lignite mine, Cambay Formation (Paleo-Eocene) [21°21.400'N, 73°4.532'E].

🌐 DISTRIBUTION: Oriental Region—India: Gujarat.

* FOSSIL RECORD: Cenozoic–Palaeogene: Eocene.

PSAMMOTERMITINAE Holmgren, 1911

Psammotermitinae Holmgren, 1911a: 64.

TYPE GENUS: *Psammotermes* Desneux, 1902.

- Holmgren, 1911a: 64–65, 66–68 • Psammotermitinae; included in Mesotermitidae; characters; key; systematic position.
- Sjöstedt, 1926d: 8, 45 • Psammotermitinae; of Rhinotermitidae; key.
- Hare, 1937: 475, pl. 2 • Psammotermitinae; of Mesotermitidae; phylogeny after Holmgren.
- Snyder, 1949a: 64 • Psammotermitinae; catalog; reference list; synonymy.
- Grassé, 1949: 533 • Psammotermitinae; characters; genus included.
- Lal and Menon, 1953: 21, 23 • Psammotermitinae; catalog; key.
- Emerson, 1955: 516 • Psammotermitinae; number of genera; distribution.
- Tu, 1955a: 33, 34 • Psammotermitinae; distribution.
- Weidner, 1955f: 39, 40, 41, 54, 69 • Psammotermitinae; key; characters; genera included.
- Harris, 1961a: 50 • Psammotermitinae; characters; genus included.
- Bouillon and Mathot, 1965: 20 • Psammotermitinae; key; characters.
- Araujo, 1970d: 531, 533 • Psammotermitinae; number of genera and species; ecology; distribution. Neotropical Region.
- Krishna, 1970: 131, 137, 138, figs. 1, 4 • Psammotermitinae; discussion; phylogeny of subfamily and genera; distribution.
- Weidner, 1970c: 11, 12, 20–21 • Psammotermitinae; key; discussion.
- Sen-Sarma, 1974: 452–453 • Psammotermitinae; ecology and biogeography.
- Morimoto, 1975b: 13, 14 • Psammotermitinae; key.
- Quennedey and Deligne, 1975: 250 • Psammotermitinae; frontal gland; fontanelle; labrum; defense.
- Prestwich, 1979d: 131, fig. 4 • Psammotermitinae; phylogeny.
- Prestwich, 1979b: 463 • Psammotermitinae; chemical defense; frontal gland; biochemistry.
- Prestwich, 1983b: 290, 292 • Psammotermitinae; defensive secretions; phylogeny.
- Roonwal, 1983b: 367, 377, 379 • Psammotermitinae; wing microsculpturing.
- Roonwal and Rathore, 1985a: 403, 404, 405 • Psammotermitinae; phylogeny.
- Roonwal and Chhotani, 1989: 405–408 • Psammotermitinae; synonymy; characters; distribution and composition.
- Noirot, 1995b: 197–226 • Psammotermitinae; gut morphology.
- Kambhampati and Eggleton, 2000: 22 • Psammotermitinae; key.
- Ohkuma et al., 2004: 701–710 • Psammotermitinae; phylogeny; COII sequences; Asian taxa.
- Engel and Krishna, 2004a: 3, 5, table 1 • Psammotermitinae; synonymy; classification; listed.
- Maiti, 2006: 14 • Psammotermitinae; key.
- Engel et al., 2009: 10 • Psammotermitinae; synonymy; classification; listed.

▲ 1 genus: 6 species.

🌐 DISTRIBUTION: Ethiopian Region; Oriental Region; Palaearctic Region.

Psammotermes Desneux, 1902

Psammotermes Desneux, 1902: 436.

TYPE SPECIES: *Psammotermes hybostoma* Desneux, 1902 by monotypy.

- Desneux, 1904b: 24–25 • *Psammotermes*; reference list; characters; species included; distribution; biology.
- Holmgren, 1910b: 285 • *Psammotermes*; listed.
- Holmgren, 1911a: 11, 65–69 • *Psammotermes*; reference list; species included; discussion.
- Warren, 1919: 2 • *Psammotermes*; distribution.

- Fuller, 1921: 20, 23, 46 • *Psammotermes*; key.
- Sjöstedt, 1926d: 45 • *Psammotermes*; reference list.
- Emerson, 1928b: 406, 423 • *Psammotermes*; distribution.
- Hare, 1937: 474, pl. 1 • *Psammotermes*; phylogeny.
- Tembrock, 1944: fig. 10 • *Psammotermes*; map; species distribution.
- Snyder, 1949a: 64, 65 • *Psammotermes*; catalog; reference list; synonymy.
- Cachan, 1949: 185, 217 • *Psammotermes*; key; synonymy; characters; species included from Madagascar.
- Emerson, 1955: 509 • *Psammotermes*; number of species; distribution.
- Weidner, 1955f: 69 • *Psammotermes*; number of species; distribution.
- Webb, 1961: 9 • *Psammotermes*; key.
- Coaton, 1962b: 45, fig. 10 • *Psammotermes*; distribution. Botswana; Lesotho; South Africa.
- Roonwal, and Bose, 1964: 8 • *Psammotermes*; key.
- Bouillon and Mathot, 1965: 20, 74, 75, pl. 5: fig. 1d • *Psammotermes*; characters; imago/worker mandibles figured.
- Bouillon and Mathot, 1966: 4 • *Psammotermes*; species included.
- Harris, 1968c: 6 • *Psammotermes*; key.
- Bouillon and Mathot, 1971: table • *Psammotermes*; number of species in Ethiopian Region; soldier measurements.
- Chaudhry et al., 1972: 12 • *Psammotermes*; characters.
- Coaton and Sheasby, 1972: 24, 57, 101, figs. 10, 32 • *Psammotermes*; soldier figured; key; ecology; biology; distribution. Namibia.
- Chhotani and Bose, 1973: 233 • *Psammotermes*; distribution. Indian region.
- Akhtar, 1974b: 90, 91, 96, 97, 98, 100 • *Psammotermes*; distribution; ecology. Pakistan.
- Sen-Sarma, 1974: 453–454 • *Psammotermes*; ecology and biogeography.
- Morimoto, 1975b: 14 • *Psammotermes*; key.
- Quennedey and Deligne, 1975: 261, 262, 263, 264 • *Psammotermes*; frontal gland; fontanelle; labrum; defense; phylogeny.
- Roonwal and Verma, 1977b: 464 • *Psammotermes*; ecology; biogeography.
- Roonwal et al., 1979b: 333, 351 • *Psammotermes*; distribution; wing microsculpturing.
- Quennedey, 1982: 463–467 • *Psammotermes*; frontal, sternal gland; histology.
- Chhotani and Bose, 1983: 124, 127 • *Psammotermes*; distribution. Arabian Peninsula, Palaearctic Region.
- Roonwal, 1983b: 363 • *Psammotermes*; wing microsculpturing.
- Chhotani, 1984: 111–112 • *Psammotermes*; key; taxonomy; distribution and zoogeography; biology; ecology; nesting behavior.
- Chhotani, 1985: 93 • *Psammotermes*; distribution and zoogeography.
- Badawi et al., 1986b: 17–19 • *Psammotermes*; ecological factors and distribution. Saudi Arabia.
- Al-Kady et al., 1987: 188, 191, 193 • *Psammotermes*; key; soldier, worker mandibles, wing venation described.
- Roonwal and Chhotani, 1989: 408–410 • *Psammotermes*; synonymy; characters; distribution and composition.
- Chhotani and Bose, 1991: 262 • *Psammotermes*; key.
- Nel et al., 1996: 467–468 • *Psammotermes*; distribution; species included.
- Akhtar and Ahmad, 1997: 215, 218 • *Psammotermes*; zoogeographical distribution. Pakistan.
- Fontes and Monteiro, 1998: 37 • *Psammotermes*; etymology and pronunciation.
- Sands, 1998: 25, 74–76, figs. 99–111 • *Psammotermes*; key; worker described; worker mandibles, gut figured; biology and economic status; distribution.
- Uys, 2002: 33, 37–38, fig. 75 • *Psammotermes*; key; species included; diagnosis; biology; distribution. South Africa.
- Rathore and Bhattacharyya, 2004: 8 • *Psammotermes*; key.
- Zeidler et al., 2004: 285–292 • *Psammotermes*; seasonal sampling. Namibia.
- Maiti, 2006: 15, 17–19 • *Psammotermes*; key; synonymy; characters; key to species; distribution.

Proleucotermes Holmgren, 1909b: 28 [**nomen nudum**].

▲ 6 species.

🌐🌐 DISTRIBUTION: Ethiopian Region; Oriental Region; Palaearctic Region.

Psammotermes allocerus Silvestri, 1908

Psammotermes allocerus Silvestri, 1908: 73–75 (major, minor soldier), pl. 8: figs. 1–17.

TYPE DATA: Syntypes: NHRM soldiers, workers, NHMM soldier, AMNH soldiers, workers, IEA soldiers, workers, FRI soldiers, ZSI soldiers.

TYPE LOCALITY: Namibia: Lüderitz (Namaland: Lüderitzbucht).

- Wasmann, 1910a: 122 • *Psammotermes allocerus*; comparisons.
- Holmgren, 1911d: 550 • *Psammotermes allocerus*; listed.
- Holmgren, 1911a: 65, pl. 5: fig. 1 • *Psammotermes allocerus*; listed; soldier figured.
- Holmgren, 1913d: 323–324 • *Psammotermes fuscofemoralis* [misidentification]; synonymy; locality; remarks. South Africa.
- Sjöstedt, 1914d: 75–77 • *Psammotermes allocerus*; imago, soldier described; locality. Namibia.
- Fuller, 1919: 79–80, pl. 10, figs. 167–173 • *Psammotermes allocerus*; wing venation.
- Fuller, 1920: 290–294, figs. 14a–w, pl. 10, figs. 167–173 • *Psammotermes allocerus*; imago, soldier, worker antennal joint development.
- Fuller, 1921: 46–49 • *Psammotermes allocerus*; synonymy; imago, soldier described; discussion; locality. South Africa.
- Hegg, 1922: 240, 683 • *Psammotermes allocerus*; biology; reference list; distribution.
- Fuller, 1924b: 52, 53, 54, fig. 17, pl. 2: figs. 32–34, pl. 3: fig. 42 • *Psammotermes allocerus*; anatomy of imago thorax and abdomen.
- Fuller, 1925b: 170, 172, pl. 16, figs. 8, 9 • *Psammotermes allocerus*; imago, soldier head anatomy figured.
- Sjöstedt, 1926d: 45, 46, 47, 49, fig. 16 • *Psammotermes allocerus*; soldier antenna figured; reference list; key; biology; remarks; locality. Namibia.
- Hare, 1937: 467, pl. 8: fig. 18 • *Psammotermes allocerus*; imago/worker, soldier mandibles measurements and figure.
- Snyder, 1949a: 65 • *Psammotermes allocerus*; catalog; reference list. Namibia; South Africa.
- Coaton, 1949a: 5, figs. 1b, 12, 13 • *Psammotermes allocerus*; soldier figured; damage; biology. South Africa.
- Harris, 1961a: 50, 155, 163 • *Psammotermes allocerus*; damage; distribution. South Africa.
- Coaton, 1962b: 44, 47, fig. 10 • *Psammotermes allocerus*; listed; distribution. South Africa.
- Coaton, 1962a: 148, 149 • *Psammotermes allocerus*; remarks; ecology; distribution. Namibia; South Africa.
- Mathur and Thapa, 1962a: 29 • *Psammotermes allocerus*; collection catalog. Namibia.
- Roonwal and Bose, 1962: 151 • *Psammotermes allocerus*; distribution.
- Weidner, 1963: 409 • *Psammotermes allocerus*; listed; discussion.
- Van Boven, 1969a: 40 • *Psammotermes allocerus*; types listed.
- Bouillon and Mathot, 1971: table: no. 65 • *Psammotermes allocerus*; measurements.
- Coaton and Sheasby, 1972: 7, 30, fig. 10 • *Psammotermes allocerus*; synonymy; soldier figured.
- Coaton and Sheasby, 1973c: 20–28, figs. 1–3 • *Psammotermes allocerus*; synonymy; types; ecology; biology; nest; distribution. Angola; Botswana; Mozambique; Namibia; South Africa; Zimbabwe.
- Roonwal et al., 1979b: 333, 334, fig. 1 • *Psammotermes allocerus*; wing microsculpturing.
- Hafez, 1980: 148 • *Psammotermes allocerus*; distribution. Egypt [record doubtful].
- Johnson and Wood, 1980: 279–293 • *Psammotermes allocerus*; checklist; ecology; distribution.
- Roonwal, 1984: 14–15 • *Psammotermes allocerus*; caudal abdominal sternites described.

- Roonwal, 1988: 459 • *Psammotermes allocerus*; distribution. South Africa: Zululand.
- Sands, 1998: 75, 332, figs. 102–104 • *Psammotermes allocerus*; worker mandibles figured; locality. Namibia.
- Uys, 2002: figs. 69–75 • *Psammotermes allocerus*; soldier, nest figured; distribution map.
- Zeidler et al., 2002: 7–11 • *Psammotermes allocerus*; ecology; distribution. Namibia.
- Austin et al., 2004a: 548–555 • *Psammotermes allocerus*; COII sequences; phylogeny.
- Lo et al., 2004: 365–371 • *Psammotermes allocerus*; phylogeny; COI, COII, 16S rRNA sequences.
- Ohkuma et al., 2004: 701–710 • *Psammotermes allocercus* [sic]; phylogeny; COII sequences.
- Vohland and Deckert, 2005: 110, 111, table 1 • *Psammotermes allocerus*; biology; feeding groups; distribution. Namibia; South Africa.
- Maiti, 2006: 18, 19–20, fig. 2 • *Psammotermes allocerus*; key; synonymy; major, minor soldier described and figured; distribution. Southwest Africa [Namibia].
- Schuurman, 2006a: 373–389 • *Psammotermes allocerus*; diet; carbon isotope; decomposition. Botswana.
- Engel et al., 2009: 22, 24, 26, figs. 3, 5 • *Psammotermes allocerus*; character-state coding; phylogeny.

🌐 DISTRIBUTION: Ethiopian Region—Botswana; Namibia (Southwest Africa); South Africa. ♦ Palaeartic Region—Egypt.

Psammotermes hybostoma Desneux, 1902

Psammotermes hybostoma Desneux, 1902: 437–440 (major, minor soldier), fig. 1.

TYPE DATA: Syntypes: NHRM soldiers (Algeria: Biskra), AMNH soldier (Algeria: Biskra), NHRM soldiers (Algeria: Souf, between Maouiet-Ferzan and Tougourt), NHMM soldier, worker (Algeria: Biskra), NHMM worker (Algeria: Souf, El Qued-Tougourt).

TYPE LOCALITIES: Algeria: Biskra, Souf, between Maouiet-Ferzan and Tougourt.

- Sjöstedt, 1904: 20, 111, 113 • *Psammotermes hybostoma*; listed; remarks; locality. Algeria.
- Desneux, 1904b: 25, pl. 2: fig. 7 • *Psammotermes hybostoma*; reference list; soldier figured. Arabia.
- Holmgren, 1911d: 550 • *Psammotermes hybostoma*; listed.
- Holmgren, 1911a: 65 • *Psammotermes hybostoma*; listed.
- Wasmann, 1912b: 174 • *Psammotermes hybostoma*; characters; locality. Egypt.
- Fuller, 1921: 46, 49 • *Psammotermes hybostoma*; remarks; comparisons.
- Hegh, 1922: 69, 240, 683 • *Psammotermes hybostoma*; reference list; distribution.
- Sjöstedt, 1926d: 46, 47, fig. 15 • *Psammotermes hybostoma*; soldier antenna figured; reference list; key; biology; remarks; locality. Algeria.
- Capra, 1935: 46 • *Psammotermes hybostoma*; locality. Libya.
- Scortecci, 1936: 1, 2, 8, 11, figs. 1–4 • *Psammotermes hybostoma*; nest described and figured; biology; distribution. Libya.
- Jucci, 1937: 302 • *Psammotermes hybostoma*; distribution.
- Silvestri, 1938: 65–66, 67–70 • *Psammotermes hybostoma*; characters; biology; locality. Libya.
- Menozzi, 1940: 250 • *Psammotermes hybostoma*; locality. Libya.
- Bernard, 1948: 186, 187, 189, 190 • *Psammotermes hybostoma*; biology; ecology; distribution. Libya.
- Snyder, 1949a: 65 • *Psammotermes hybostoma*; catalog; reference list. Algeria.
- Emerson, 1950: 4 • *Psammotermes hybostoma*; listed.
- Ahmad, 1950: 81, fig. 7 • *Psammotermes hybostoma*; imago mandibles figured.
- Clément, 1953: 95–115, figs. 1–21 • *Psammotermes hybostoma*; soldier, worker described and figured; morphology; biometrics.
- Harris, 1961a: 58, 155, 162, figs. 20, 21, 22 • *Psammotermes hybostoma*; worker mandibles, imago, soldier figured; damage; distribution.

- Mathur and Thapa, 1962a: 29 • *Psammotermes hybostoma*; collection catalog. Egypt.
- Roonwal and Bose, 1962: 151 • *Psammotermes hybostoma*; distribution.
- Weidner, 1963: 409, 410 • *Psammotermes hybostoma*; characters; comparisons; discussion.
- Harris, 1966b: 5 • *Psammotermes hybostoma*; ecology; locality. Libya.
- Harris, 1968c: 2, 10, fig. 3 • *Psammotermes hybostoma*; soldier figured; biology; locality. Sudan.
- Van Boven, 1969a: 40 • *Psammotermes hybostoma*; types listed.
- Harris, 1970b: 306–307, fig. 4 • *Psammotermes hybostoma*; biology; nest; distribution.
- Bouillon and Mathot, 1971: 7, table: no. 66 • *Psammotermes hybostoma*; catalog; synonymy; measurements; distribution. Algeria; Egypt; Ethiopia; Senegal; Sudan.
- Kaschef and El-Sherif, 1971: 228, 229, 230, 231 • *Psammotermes hybostoma*; distribution. Egypt.
- Quennedey, 1971b: 376–379 • *Psammotermes hybostoma*; sternal gland; histology.
- Roy-Noël, 1972: 199, 270, tables 1, 3 • *Psammotermes hybostoma*; biology; ecology; swarming; distribution. Senegal; Sub-Sahara.
- Roy-Noël, 1974b: 526–609 • *Psammotermes hybostoma*; biology; ecology; distribution. Algeria; Egypt; Senegal; Sudan, Saudi Arabia.
- Morimoto, 1975b: 14, fig. 22 • *Psammotermes hybostoma*; soldier figured.
- Quennedey and Deligne, 1975: 252, figs. 13–16 • *Psammotermes hybostoma*; soldier head figured; frontal gland; fontanelle; labrum; defense.
- Móczár, 1976: 108, 110–112, figs. 8–11 • *Psammotermes hybostoma*; soldier, worker, nest figured; biology; damage; locality. Egypt.
- Roy-Noël and Wane, 1977: 131, 132 • *Psammotermes hybostoma*; pest; distribution. Senegal.
- Williams, 1977: 122 • *Psammotermes hybostoma*; pest; ecology; distribution by vegetation zones.
- Mathot, 1978: 55 • *Psammotermes hybostoma*; collection catalog; types of *fuscofemoralis* and *hybostoma* listed.
- Chhotani and Bose, 1979a: 75–77, figs. 1, 2 • *Psammotermes hybostoma*; soldier discussed and figured. Saudi Arabia.
- Roonwal et al., 1979b: 334, fig. 2 • *Psammotermes hybostoma*; wing microsculpturing.
- Hafez, 1980: 148 • *Psammotermes hybostoma*; synonymy; distribution. Egypt.
- Johnson and Wood, 1980: 279–293 • *Psammotermes hybostoma*; checklist; ecology; distribution.
- Kaschef and El-Sherif, 1980: 127, 131, 132 • *Psammotermes hybostoma*; damage; distribution. Egypt.
- Deligne et al., 1981: fig. 14A • *Psammotermes hybostoma*; soldier head figured; defense.
- Chhotani and Bose, 1982: 77–78 • *Psammotermes hybostoma*; discussion. Saudi Arabia.
- Mostafa et al., 1982: 129–133 • *Psammotermes hybostoma*; esterase enzymes.
- Roy-Noël, 1982: 128, 130 • *Psammotermes hybostoma*; ecology; pest; distribution. Senegal.
- Chhotani and Bose, 1983: 124 • *Psammotermes hybostoma*; distribution. Arabian Peninsula.
- Prestwich, 1984a: table 1 • *Psammotermes hybostoma*; checklist; ecology; defense mode; chemicals; distribution.
- Weidner, 1984: 6 • *Psammotermes hybostoma*; discussion; distribution. Saudi Arabia; southern Arabia.
- Abdel-Wahab et al., 1985: 49–52 • *Psammotermes hybostoma*; ecology.
- Chhotani and Bose, 1986: 123 • *Psammotermes hybostoma*; material listed; distribution. Arabian Peninsula, Palearctic Region.
- Badawi et al., 1986a: 416, 418 • *Psammotermes hybostoma*; distribution. Saudi Arabia.
- Roonwal et al., 1986: 244–245, fig. 4, pl. 3 • *Psammotermes hybostoma*; wing microsculpturing.
- Al-Kady et al., 1987: 186, 192 • *Psammotermes hybostoma*; listed; key; distribution. Saudi Arabia.
- Chhotani, 1988: 365–366 • *Psammotermes hybostoma*; distribution. Oman.
- Kugler, 1988: 270, 271 • *Psammotermes hybostoma*; distribution. Israel.
- Roonwal, 1988: 459 • *Psammotermes hybostoma*; synonymy; distribution. Algeria; Saudi Arabia.
- Cowie, 1989a: 160, 161, 162, 164, table 1 • *Psammotermes hybostoma*; checklist; biogeography; distribution. Bahrain; Kuwait; North Yemen; Oman; Saudi Arabia; South Yemen.
- Cowie et al., 1990: 23, 24, table 1 • *Psammotermes hybostoma*; checklist; distribution. Ethiopia.

- Chhotani and Bose, 1991: 257–258, 261–262 • *Psammotermes hybostoma*; distribution; key. Kuwait; Saudi Arabia.
- Noirot, 1995b: 197–226 • *Psammotermes hybostoma*; gut morphology.
- Nel et al., 1996: 467–473 • *Psammotermes hybostoma*; synonymy; major, minor soldier described and figured; biology; distribution. Mauritania.
- Han and Ndiaye, 1998: 37–43 • *Psammotermes hybostoma*; damage; distribution. Senegal.
- Sands, 1998: 75, 332, 333, figs. 99–101, 105–111 • *Psammotermes hybostoma*; worker mandibles, gut figured; locality. Algeria; Saudi Arabia; Sudan.
- Al-Houty, 1999: 37–42 • *Psammotermes hybostoma*; plant consumption. Kuwait.
- Faragalla, 2002: 203 • *Psammotermes hybostoma*; checklist; ecozoogeography. Saudi Arabia.
- Maiti, 2006: 19, 20–21, figs. 3, 4 • *Psammotermes hybostoma*; key; synonymy; imago, soldier described and figured; distribution [*senegalensis* cited as synonym]. Algeria; North Africa: Eritrea to Senegal; Saudi Arabia.
- Ndiaye and Han, 2006: 60 • *Psammotermes hybostoma*; checklist; pest; distributon. Senegal.

Termes fuscofemoralis Sjöstedt, 1904: 62–63 (imago, worker).

TYPE DATA: Syntypes: MNHP imagoes, soldiers, NHRM imagoes, soldiers, AMNH imago.

TYPE LOCALITY: Red Sea.

- Desneux, 1904b: 37 • *Termes (Termes) fuscofemoralis*; reference list. Red Sea.
- Holmgren, 1911d: 550 • *Psammotermes fuscofemoralis*; listed; new combinaion.
- Holmgren, 1911a: 65, 66, pl. 5: fig. 6 • *Psammotermes fuscofemoralis*; listed; soldier figured; measurements.
- Sjöstedt, 1911c: 139–141 • *Psammotermes fuscofemoralis*; soldier (previously unknown) described; locality. Sudan.
- Sjöstedt, 1912: 3 • *Psammotermes fuscofemoralis*; characters; locality. Egypt.
- Silvestri, 1914a: 8 • *Psammotermes fuscofemoralis*; soldier characters; locality. Senegal; South Africa.
- Sjöstedt, 1914d: 76 • *Psammotermes fuscofemoralis*; key.
- Fuller, 1921: 46, 49 • *Psammotermes fuscofemoralis*; remarks; comparisons; probable synonym of *hybostoma*.
- Hegg, 1922: 240, 683 • *Psammotermes fuscofemoralis*; biology; reference list; distribution.
- Sjöstedt, 1926d: 45, 46, pl. 2: figs. E1–E3 • *Psammotermes fuscofemoralis*; soldier figured; reference list; key; biology; locality. Egypt; Senegal; South Africa; Sudan.
- Sjöstedt, 1926e: 72 • *Psammotermes fuscofemoralis*; locality. Sudan.
- Snyder, 1949a: 65 • *Psammotermes fuscofemoralis*; catalog; reference list. Egypt; Red Sea; Senegal; South Africa; Sudan.
- Harris, 1957c: 423 • *Psammotermes fuscofemoralis*; distribution. Egypt; Niger; Saudi Arabia; Senegal; Sudan; Yemen: South Yemen.
- Roonwal and Bose, 1962: 151, 157 • *Psammotermes fuscofemoralis*; distribution.
- Weidner, 1963: 409–411 • *Psammotermes fuscofemoralis*; synonymy; soldier measurements; comparisons; locality. Egypt; Saudi Arabia; Senegal; Yemen.
- Bouillon and Mathot, 1966: 6 • *Psammotermes fuscofemoralis*; catalog. Saudi Arabia; Yemen.
- Hafez, 1980: 148 • *Psammotermes fuscofemoralis*; listed.
- Johnson and Wood, 1980: 279–293 • *Psammotermes fuscofemoralis*; checklist; ecology; distribution.
- Chhotani and Bose, 1983: 127 • *Psammotermes fuscofemoralis*; synonymized with *hybostoma*.
- Weidner, 1984: 6 • *Psammotermes fuscofemoralis*; suggested as possible synonym of *hybostoma*, fide Clément 1953; distribution. Saudi Arabia; southern Arabia.
- Chhotani and Bose, 1986: 123 • *Psammotermes fuscofemoralis*; treated as synonym of *hybostoma*.
- Roonwal, 1988: 459 • *Psammotermes fuscofemoralis*; suspected synonym of *hybostoma*; distribution. Egypt; Nubia; Red Sea; Senegal; Sudan.
- Sands, 1998: 75 • *Psammotermes fuscofemoralis*; locality. Saudi Arabia.

Psammotermes assuanensis Sjöstedt, 1912: 3–5 (soldier, worker).

TYPE DATA: Syntypes: MCG soldiers, workers, NHRM soldiers, workers.

TYPE LOCALITY: Egypt: Aswân (Assuan) [24°5′N, 32°50′E].

- Fuller, 1921: 46 • *Psammotermes assuanensis*; probable synonym of *hybostoma*.
- Hegh, 1922: 68, 240, 683 • *Psammotermes assuanensis*; biology; reference list; distribution.
- Sjöstedt, 1926d: 46, 47, fig. 14, pl. 2: figs. 1–4 • *Psammotermes assuanensis*; soldier described and figured; reference list; key; biology; remarks; locality. Egypt; Eritrea.
- Sjöstedt, 1926e: 71 • *Psammotermes assuanensis*; soldier characters; locality. Sudan.
- Jucci, 1937: 305 • *Psammotermes assuanensis*; distribution; biology.
- Ghidini, 1938: 226 • *Psammotermes assuanensis*; listed.
- Snyder, 1949a: 65 • *Psammotermes assuanensis*; catalog; reference list. Egypt; Eritrea [South Africa doubtful].
- Roonwal and Bose, 1962: 151 • *Psammotermes assuanensis*; distribution.
- Springhetti and Oddone, 1963: 143, 146, 150, 151, figs. 1–4 • *Psammotermes assuanensis*; male reproductive organs.
- Weidner, 1963: 410, 411 • *Psammotermes assuanensis*; soldier measurements; discussion; locality. Egypt.
- Springhetti, 1964b: 213, 216 • *Psammotermes assuanensis*; seminal vesicles.
- Bouillon and Mathot, 1965: 74, 75, pl. 5: figs. 5a–c • *Psammotermes assuanensis*; soldier figured.
- Harris, 1968c: 10 • *Psammotermes assuanensis*; synonymized with *hybostoma*.
- Hafez, 1980: 148 • *Psammotermes assuanensis*; listed.
- Johnson and Wood, 1980: 270–293 • *Psammotermes assuanensis*; checklist; ecology; distribution.
- Weidner, 1984: 6 • *Psammotermes assuanensis*; suggested as possible synonym of *hybostoma*, fide Clément 1953; distribution. Saudi Arabia; southern Arabia.
- Roonwal, 1988: 459 • *Psammotermes assuanensis*; suspected synonym of *hybostoma*; distribution. Egypt; Eritrea [Zululand doubtful].
- Raineri et al., 1993: 526 • *Psammotermes assuanensis*; collection catalog; types listed.

🌐 DISTRIBUTION: Ethiopian Region—Eritrea; Ethiopia; Mauritania; Niger; North Yemen; Senegal; South Africa; South Yemen; Sudan. ♦ Palaeartic Region—Algeria; Bahrain; Egypt; Israel; Kuwait; Libya; Oman; Saudi Arabia.

Psammotermes prohybostoma Raven and Akhtar, 1999

Psammotermes prohybostoma Ravan and Akhtar, 1999a: 78–81 (major, minor soldier, worker), figs. 7, 8.

TYPE DATA: Holotype: ZUPL major soldier. Paratypes: ZUPL major, minor soldiers, workers, ZUPL major, minor soldiers, workers [not type locality].

TYPE LOCALITY: Iran: Chabahar (Teas).

- Ravan and Akhtar, 1998: 9–26 • *Psammotermes prohybostoma*; nomen nudum; feeding; ecology; distribution. Iran.

🌐 DISTRIBUTION: Palaeartic Region—Iran.

Psammotermes rajasthanicus Roonwal and Bose, 1960

Psammotermes rajasthanicus Roonwal and Bose, 1960: 38–39 (soldier, pseudoworker).

TYPE DATA: Holotype: ZSI No. 2447/H8 soldier [The type series consists of only the 3 soldiers in ZSI cited by Roonwal and Bose, 1960. None of the other material cited erroneously as “type-specimens” by Roonwal and Bose, 1962, including specimens in ZSI, AMNH, and FRI, are types (ICZN, 1999, art. 72.4.6)]. Paratypes: ZSI soldiers.

TYPE LOCALITY: India: Rajasthan: Jaisalmer District, about 20 miles east of Mohangarh, Balana [ca. 27°10'N, 71°20'E].

- Roonwal and Bose, 1962: 151–158, pls. 12, 13 • *Psammotermes rajasthanicus*; soldier, worker described and figured; distribution.
- Roonwal et al., 1962: fig. 1 • *Psammotermes rajasthanicus*; soldier figured. India.
- Roonwal, and Bose, 1964: 5, 12–14, 48, 54, fig. 4, pl. 2 • *Psammotermes rajasthanicus*; synonymy; soldier described and figured; distribution. India.
- Roonwal and Bose, 1969: 438, 445, pl. 21, figs. 4–6 • *Psammotermes rajasthanicus*; key; soldier figured; distribution.
- Roonwal, 1970c: 332 • *Psammotermes rajasthanicus*; biology; distribution.
- Chaudhry et al., 1972: 12, fig. 14 • *Psammotermes rajasthanicus*; soldier measurements, figured; ecology; biology; damage; distribution. Pakistan.
- Akhtar, 1974b: 101 • *Psammotermes rajasthanicus*; distribution. Pakistan; India.
- Sen-Sarma, 1974: 450, 453 • *Psammotermes rajasthanicus*; ecology and biogeography. India.
- Roonwal, 1975g: 397, 401–402, fig. 16.4 • *Psammotermes rajasthanicus*; key; soldier described and figured; ecology; distribution.
- Roonwal, 1976: 464, 466–469, 482–483, fig. 9c • *Psammotermes rajasthanicus*; soldier head figured; ecology; biology; distribution. India.
- Roonwal and Verma, 1977b: 460 • *Psammotermes rajasthanicus*; distribution.
- Verma and Thakur, 1977a: 14 • *Psammotermes rajasthanicus*; distribution. India; Pakistan.
- Roonwal and Bose, 1978: 322, 328 • *Psammotermes rajasthanicus*; ecology; biology; distribution.
- Thakur, 1980b: 116, 123, 125, fig. 2 • *Psammotermes rajasthanicus*; soldier figured; ecology; distribution. India; Pakistan [misspelled as *rajasthicus* in figure legend].
- Akhtar, 1983: 279, 280, 284, figs. 1B, 2B • *Psammotermes rajasthanicus*; key; soldier, worker figured; damage; distribution. Pakistan.
- Chhotani, 1984: 119 • *Psammotermes rajasthanicus*; listed; castes known; distribution. India; Pakistan.
- Chhotani, 1985: 93 • *Psammotermes rajasthanicus*; distribution and zoogeography. India; Pakistan.
- Ahmad, 1986: 16 • *Psammotermes rajasthanicus*; distribution. Pakistan: Baluchistan, Punjab, Sind.
- Roonwal, 1988: 455–460 • *Psammotermes rajasthanicus*; soldier figured; synonymy; soldier measurements; polymorphism; ecology; distribution.
- Roonwal and Chhotani, 1989: 410–415, figs. 10b, 55, 219–221 • *Psammotermes rajasthanicus*; soldier, pseudoworker described and figured; synonymy; key; distribution and zoogeography. India; Pakistan.
- Thakur (R.K.), 1989: 13–14, fig. 5 • *Psammotermes rajasthanicus*; synonymy; soldier measurements, figured; associations; distribution. India; Pakistan.
- Thakur (R.K.), 1991: 7, 12, 24, 34 • *Psammotermes rajasthanicus*; ecology; biology; damage; distribution. India; Pakistan.
- Thakur, 1994: 457 • *Psammotermes rajasthanicus*; ecology; distribution.
- Ghayourfar et al., 1995: 75–76 • *Psammotermes rajasthanicus*; locality. Iran.
- Verma and Rathore, 1995: 22, 26, 28 • *Psammotermes rajasthanicus*; synonymy; key; distribution. India; Pakistan.
- Verma and Purohit, 1996: 237 • *Psammotermes rajasthanicus*; listed. India: Rajasthan.
- Rathore, 1996: 172 • *Psammotermes rajasthanicus*; ecology; distribution. India.
- Ravan and Akhtar, 1998: 9–26 • *Psammotermes rajasthanicus*; feeding; ecology; distribution. Iran.
- Ravan and Akhtar, 1999a: 66 • *Psammotermes rajasthanicus*; distribution. Iran.
- Ahmad and Akhtar, 2002: 12 • *Psammotermes rajasthanicus*; catalog. India; Pakistan.
- Ghayourfar, 2002b: 152 • *Psammotermes rajasthanicus*; distribution. Iran.
- Rathore and Bhattacharyya, 2004: 18, pl. 1: fig. 7 • *Psammotermes rajasthanicus*; checklist; soldier figured; distribution. India; Pakistan.

- Rathore and Tak, 2004b: 72 • *Psammotermes rajasthanicus*; distribution. India: Gujarat, Rajasthan; Pakistan: Baluchistan, Punjab, Sind.
- Rathore and Tak, 2004a: 49–50 • *Psammotermes rajasthanicus*; synonymy; soldier described; distribution. India; Pakistan.
- Ghayourfar, 2005a: 219 • *Psammotermes rajasthanicus*; distribution. Iran.
- Maiti, 2006: 18, 21–22, fig. 5 • *Psammotermes rajasthanicus*; key; synonymy; major, intermediate, minor soldiers described and figured; distribution. India; Pakistan.

🌐 DISTRIBUTION: Oriental Region—India: Gujarat, Rajasthan; Pakistan. ♦ Palaeartic Region—Iran; Pakistan: Baluchistan.

Psammotermes senegalensis Sjöstedt, 1924

Psammotermes senegalensis Sjöstedt, 1924d: 495 (major, minor soldier) [synonym of *hybostoma* fide Emerson, card catalog (unpublished); Clément, 1953 refers to Emerson's synonymy].

TYPE DATA: Syntypes (depository unknown): major soldiers, minor soldiers.

TYPE LOCALITY: Senegal: Dakar [14°40'N, 17°35'E].

- Sjöstedt, 1926d: 47, 50, fig. 16, pl. 2: figs. G1–G2 • *Psammotermes senegalensis*; soldier described and figured; reference list; key; locality. Senegal.
- Snyder, 1949a: 65 • *Psammotermes senegalensis*; catalog; reference list. Senegal.
- Webb, 1961: fig. 5 • *Psammotermes senegalensis*; soldier figured.
- Roonwal and Bose, 1962: 151 • *Psammotermes senegalensis*; distribution.
- Weidner, 1963: 410, 411 • *Psammotermes senegalensis*; soldier measurements; discussion.
- Roy-Noël, 1974b: 527 • *Psammotermes senegalensis*; distribution. Senegal.
- Medler, 1980: 54 • *Psammotermes senegalensis*; checklist. Nigeria.
- Roonwal, 1988: 459 • *Psammotermes senegalensis*; distribution. Senegal.
- Sands, 1998: 75 • *Psammotermes senegalensis*; locality. Senegal.

🌐 DISTRIBUTION: Ethiopian Region—Nigeria, Senegal.

Psammotermes voeltzkowi Wasmann, 1910


Psammotermes voeltzkowi Wasmann, 1910a: 122–123 (soldier, nymph), fig. 5 [described as “*Voeltzkowi*”].

TYPE DATA: Syntypes: NHMM soldiers, workers, AMNH soldier, worker.

TYPE LOCALITY: Madagascar: Tulear.

- Holmgren, 1911d: 550 • *Psammotermes voeltzkowi*; listed.
- Holmgren, 1911a: 65 • *Psammotermes Voeltzkowi*; listed.
- Hegg, 1922: 240, 683 • *Psammotermes Voeltzkowi*; biology; reference list; distribution.
- Sjöstedt, 1926d: 46, 50 • *Psammotermes Voeltzkowi*; reference list; key; biology; locality. Madagascar.
- Snyder, 1949a: 67 • *Psammotermes voeltzkowi*; catalog; reference list. Madagascar.
- Cachan, 1949: 187, 217–218, fig. 15 • *Psammotermes Voeltzkowi*; synonymy; soldier described and figured; biology. Madagascar.
- Cachan, 1950b: 6, 11, figs. 13, 14 • *Psammotermes Voeltzkowi*; soldier described and figured; distribution. Madagascar.
- Cachan, 1950a: 111, 113, 115, 117, figs. 6, 7, 13 • *Psammotermes Voeltzkowi*; soldier figured; distribution. Madagascar.
- Emerson, 1955: 488 • *Psammotermes voeltzkowi*; distribution. Madagascar.
- Harris, 1961a: 51, 155, 163 • *Psammotermes voeltzkowi*; damage; distribution.

- Mathur and Thapa, 1962a: 29 • *Psammotermes voeltzkowi*; collection catalog. Madagascar.
- Roonwal and Bose, 1962: 151 • *Psammotermes voeltzkowi*; distribution.
- Weidner, 1963: 409 • *Psammotermes voeltzkowi*; comparisons.
- Van Boven, 1969a: 40 • *Psammotermes voeltzkowi*; types listed.
- Paulian, 1970: 292 • *Psammotermes voeltzkowi*; damage; distribution. Madagascar.
- Williams, 1977: 122 • *Psammotermes voeltzkowi*; pest; ecology; distribution by vegetation zones.
- Roonwal, 1988: 459 • *Psammotermes Voeltzkowi*; distribution. Madagascar.
- Eggleton and Davies, 2003: 657, table 8.26 • *Psammotermes voeltzkowi*; checklist; distribution. Madagascar and associated coastal Islands.
- Maiti, 2006: 18, 22–23, fig. 6 • *Psammotermes voeltzkowi*; key; synonymy; major, minor soldier described and figured; distribution. Madagascar.

 DISTRIBUTION: Ethiopian Region—Madagascar.

RHINOTERMITINAE Froggatt, 1897

Rhinotermitinae Froggatt, 1897a: 518.

TYPE GENUS: *Rhinotermes* Hagen, 1858.

- Froggatt, 1897a: 518 • Rhinotermitinae; of Termitidae; characters.
- Holmgren, 1910b: 285 • Rhinotermitinae; listed as subfamily of Mesotermitidae; genera included.
- Holmgren, 1911a: 11, 76, 77, 80–82 • Rhinotermitinae; of Mesotermitidae; characters; key; genera included; systematic position.
- Banks and Snyder, 1920: 10 • Rhinotermitinae; key.
- Handlirsch, 1923: 505, 506 • Rhinotermitini; tribe of Termitinae of family Termitidae; key; synonymy.
- Sjöstedt, 1926d: 8, 51 • Rhinotermitinae; of Rhinotermitidae; key; reference list.
- Handlirsch, 1930: 856, 857 • Rhinotermitini; tribe of Termitinae of family Termitidae; key; distribution.
- Kemner, 1934b: 50 • Rhinotermitinae; of Rhinotermitidae; synonymy.
- Snyder, 1949a: 85 • Rhinotermitinae; catalog; *Prorhinotermes* included.
- Grassé, 1949: 533–534 • Rhinotermitinae; characters; genera included.
- Lal and Menon, 1953: 22, 23, 32 • Rhinotermitinae; catalog; reference list; key.
- Emerson, 1955: 516 • Rhinotermitinae; number of genera; distribution.
- Tu, 1955a: 33, 34 • Rhinotermitinae; distribution.
- Weidner, 1955f: 39, 40, 41, 57, 58, 70 • Rhinotermitinae; key; characters; genera included.
- Harris, 1961a: 52–53 • Rhinotermitinae; characters; genera included.
- Bouillon and Mathot, 1965: 20 • Rhinotermitidae [error for Rhinotermitinae]; key; characters.
- Araujo, 1970d: 531, 533 • Rhinotermitinae; number of genera and species; ecology; distribution. Neotropical Region.
- Krishna, 1970: 131, 138–139, figs. 1, 4 • Rhinotermitinae; discussion; phylogeny of subfamily and genera; distribution.
- Weidner, 1970c: 11, 12, 21–22 • Rhinotermitinae; key; discussion.
- Sen-Sarma, 1974: 452, 454 • Rhinotermitinae; ecology and biogeography.
- Morimoto, 1975b: 13, 14, 15 • Rhinotermitinae; key.
- Quennedey and Deligne, 1975: 254 • Rhinotermitinae; frontal gland; fontanelle; labrum; defense.
- Prestwich, 1979b: 463 • Rhinotermitinae; chemical defense; frontal gland; biochemistry.
- Prestwich, 1979d: 130–132 • Rhinotermitinae; secretions; biochemistry; defense; phylogeny.
- Prestwich, 1982b: 87–90 • Rhinotermitinae; frontal gland; defensive secretions; biochemistry.
- Prestwich, 1983b: 290, 291, 292 • Rhinotermitinae; defensive secretions; biochemistry; phylogeny.
- Roonwal, 1983b: 367, 377, 379 • Rhinotermitinae; wing microsculpturing.
- Roonwal and Chhotani, 1989: 517–521 • Rhinotermitinae [part; not *Prorhinotermes*]; synonymy; characters; distribution and composition; key to genera.
- Chuah et al., 1990: fig. 2 • Rhinotermitinae; phylogeny based on defensive secretions.
- Watson and Gay, 1991: 345 • Rhinotermitinae; characters; genera included; biology.
- Noirot, 1995b: 197–226 • Rhinotermitinae; gut morphology.
- Bose, 1999: 24–25 • Rhinotermitinae; key.
- Kambhampati and Eggleton, 2000: 23 • Rhinotermitinae; key.
- König et al., 2002: 125–156 • Rhinotermitinae; hind gut fauna and flora; symbionts: protozoa and bacteria; physiology of digestion; review.
- Ohkuma et al., 2004: 701–710 • Rhinotermitinae; phylogeny; COII sequences; Asian taxa.
- Engel and Krishna, 2004a: 2, 5, table 1 • Rhinotermitinae; classification; listed.
- Maiti, 2006: 14, 15 • Rhinotermitinae; key.

- Costa-Leonardo et al., 2009: 1–6 • Rhinotermitinae; semiochemicals; trail, alarm and sex pheromones.
- Engel et al., 2009: 10 • Rhinotermitinae; classification; listed.

▲ 6 genera: 62 living species, 3 fossil species.

🌐 DISTRIBUTION: Australian Region; Ethiopian Region; Neotropical Region; Oriental Region; Papuan Region.

Acorhinotermes Emerson, 1949

Acorhinotermes Emerson, 1949j: 374.

TYPE SPECIES: *Rhinotermes (Rhinotermes) subfusciceps* Emerson, 1925 by original designation.

- Snyder, 1949a: 99 • *Acorhinotermes*; catalog; reference list.
- Emerson, 1955: 509 • *Acorhinotermes*; number of species; distribution.
- Weidner, 1955f: 70 • *Acorhinotermes*; number of species; distribution.
- Araujo, 1970d: 533 • *Acorhinotermes*; distribution; number of species in Neotropical Region.
- Morimoto, 1975b: 16 • *Acorhinotermes*; key.
- Araujo, 1977c: 28 • *Acorhinotermes*; catalog.
- Prestwich, 1983b: 291, 292, fig. 2 • *Acorhinotermes*; defensive secretions; biochemistry.
- Chhotani, 1984: 111–113 • *Acorhinotermes*; key; taxonomy; distribution and zoogeography; biology; ecology; nesting behavior.
- Prestwich, 1984a: 207, fig. 2 • *Acorhinotermes*; defensive chemicals.
- Prestwich, 1985b: 449 • *Acorhinotermes*; defensive chemicals; biochemistry.
- Constantino, 1998b: 159 • *Acorhinotermes*; catalog.
- Fontes and Monteiro, 1998: 36 • *Acorhinotermes*; etymology and pronunciation.
- Constantino, 1999a: 396, 411 • *Acorhinotermes*; key; biology; distribution.
- Constantino, 2002a: 18 • *Acorhinotermes*; key.
- Maiti, 2006: 15, 247 • *Acorhinotermes*; key; synonymy.

▲ 1 species.

🌐 DISTRIBUTION: Neotropical Region.

Acorhinotermes subfusciceps (Emerson, 1925)

Rhinotermes (Rhinotermes) subfusciceps Emerson, 1925: 356–357 (imago, minor soldier), fig. 43.

TYPE DATA: Holotype: AMNH queen. Paratypes: AMNH soldiers, workers, NHMM soldier, FRI king, queen, soldiers, workers.

TYPE LOCALITY: Guyana (British Guiana): Kartabo.

- Snyder, 1949a: 99 • *Acorhinotermes subfusciceps*; catalog; new combination. Guyana.
- Mathur and Thapa, 1962a: 29 • *Acorhinotermes subfusciceps*; collection catalog. Guyana.
- Van Boven, 1969a: 41 • *Acorhinotermes subfusciceps*; types listed.
- Quennedey and Deligne, 1975: 260, figs. 36–39 • *Acorhinotermes subfusciceps*; soldier head figured; frontal gland; fontanelle; labrum; defense.
- Araujo, 1977c: 28 • *Acorhinotermes subfusciceps*; catalog. Guyana.
- Deligne et al., 1981: fig. 15D • *Acorhinotermes subfusciceps*; soldier head figured; defense.
- Prestwich and Collins, 1981c: 2383–2385 • *Acorhinotermes subfusciceps*; defensive secretions; biochemistry.
- Prestwich, 1982b: 88 • *Acorhinotermes subfusciceps*; defensive secretions; biochemistry.

- Prestwich and Collins, 1982: 147–161 • *Acorhinotermes subfusciceps*; defensive secretions; biochemistry.
- Salick et al., 1983: 1–7 • *Acorhinotermes subfusciceps*; ecology; rainforest. Brazil.
- Prestwich, 1984a: table 1 • *Acorhinotermes subfusciceps*; checklist; ecology; defense mode; chemicals; distribution.
- Prestwich, 1985b: 451 • *Acorhinotermes subfusciceps*; defensive chemicals; biochemistry.
- Constantino, 1998b: 159 • *Acorhinotermes subfuscipes* [sic]; catalog. Guyana.
- Constantino, 1999a: figs. 40, 41 • *Acorhinotermes subfusciceps*; soldier figured.
- Schlemmermeyer and Canello, 2000: 307 • *Acorhinotermes subfusciceps*; discussion.
- Constantino, 2002a: figs. 54–55 • *Acorhinotermes subfusciceps*; soldier figured.
- Davies, 2002: 241 • *Acorhinotermes subfusciceps*; checklist; ecology; feeding groups; distribution. French Guiana.
- Davies et al., 2003a: 522 • *Acorhinotermes subfusciceps*; checklist; ecology; feeding groups; distribution. French Guiana.
- Maiti, 2006: 247–248, fig. 144 • *Acorhinotermes subfusciceps*; synonymy; imago, minor soldier described and figured; distribution. Guyana [based on Emerson's description].

🌐 DISTRIBUTION: Neotropical Region—French Guiana; Guyana.

Dolichorhinotermes Snyder and Emerson, 1949

Dolichorhinotermes Snyder and Emerson, 1949b: 374.

TYPE SPECIES: *Rhinotermes (Rhinotermes) longilabius* Emerson, 1925 by original designation.

- Snyder, 1949a: 98 • *Dolichorhinotermes*; catalog; reference list.
- Emerson, 1955: 509 • *Dolichorhinotermes*; number of species; distribution.
- Weidner, 1955f: 70 • *Dolichorhinotermes*; number of species; distribution.
- Araujo, 1970d: 533 • *Dolichorhinotermes*; distribution; number of species in Neotropical Region.
- Morimoto, 1975b: 16 • *Dolichorhinotermes*; key.
- Quennedey and Deligne, 1975: 261, 263 • *Dolichorhinotermes*; frontal gland; fontanelle; labrum; defense; phylogeny.
- Araujo, 1977c: 28 • *Dolichorhinotermes*; catalog.
- Mathews, 1977: 91–92 • *Dolichorhinotermes*; synonymy; characters; discussion.
- Prestwich, 1979b: 463 • *Dolichorhinotermes*; chemical defense; frontal gland.
- Roonwal et al., 1979b: 351 • *Dolichorhinotermes*; wing microsculpturing.
- Mill, 1982a: 255 • *Dolichorhinotermes*; habitat; nest location; food; locality. Brazil.
- Mill, 1982b: 56 • *Dolichorhinotermes*; habitat; nest location; food.
- Prestwich, 1983b: 291, 292, fig. 2 • *Dolichorhinotermes*; defensive secretions; biochemistry; phylogeny.
- Roonwal, 1983b: 363 • *Dolichorhinotermes*; wing microsculpturing.
- Chhotani, 1984: 111–113 • *Dolichorhinotermes*; key; taxonomy; distribution and zoogeography; biology; ecology; nesting behavior.
- Nickle and Collins, 1992: 221, 224 • *Dolichorhinotermes*; key; characters.
- Constantino, 1998b: 159 • *Dolichorhinotermes*; catalog.
- Fontes and Monteiro, 1998: 36 • *Dolichorhinotermes*; etymology and pronunciation.
- Constantino, 1999a: 396, 411 • *Dolichorhinotermes*; key; biology; distribution.
- Constantino, 2002a: 18, 20 • *Dolichorhinotermes*; key.
- Maiti, 2006: 115, 241 • *Dolichorhinotermes*; key; synonymy; characters; key to species; distribution.

▲ 7 living species, 2 fossil species.

🌐 DISTRIBUTION: Neotropical Region.

†*Dolichorhinotermes apopnus* Engel and Krishna, 2007

†*Dolichorhinotermes apopnus* Engel and Krishna, 2007c: 5–7 (imago), figs. 3, 4.

TYPE DATA: Holotype: AMNH Ch-50 imago.

TYPE LOCALITY: Mexico: Chiapas: Simojovel: amber.

— Engel et al., 2009: 23, 25, 26, figs. 3, 5 • *Dolichorhinotermes apopnus*; character-state coding; phylogeny; geological time.

🌐 DISTRIBUTION: Neotropical Region—Mexico, Chiapas.

✳️ FOSSIL RECORD: Cenozoic–Neogene: Miocene.

†*Dolichorhinotermes dominicanus* Schlemmermeyer and Canello, 2000

†*Dolichorhinotermes dominicanus* Schlemmermeyer and Canello, 2000: 305–307 (imago), figs. 1–4 [also spelled “*dominicus*”; correct spelling not chosen as of this writing].

TYPE DATA: Holotype: MCFC No. 248 imago.

TYPE LOCALITY: Dominican Republic.

— Canello and Schlemmermeyer, 1998: 96 • *Dolichorhinotermes* n. sp. Dominican amber.

— Fontes and Vulcano, 2004: 354 • *Dolichorhinotermes dominicanus*; fossil catalog. New World.

— Arillo and Ortuño, 2005: 8 • *Dolichorhinotermes dominicanus*; fossil catalog. Dominican Republic amber: Miocene.

🌐 DISTRIBUTION: Neotropical Region—Dominican Republic.

✳️ FOSSIL RECORD: Cenozoic–Neogene: Miocene.

Dolichorhinotermes japuraensis Constantino, 1991

Dolichorhinotermes japuraensis Constantino, 1990c: 4–6 (soldier, worker), figs. 1–8.

TYPE DATA: Holotype: MPEG major soldier. Paratypes: MPEG major, minor soldiers, workers.

TYPE LOCALITY: Brazil: Amazonas: Municipality Marãã.

— Constantino, 1991c: 192 • *Dolichorhinotermes japuraensis*; biology; locality. Brazil: Amazonia State.

— Constantino and Canello, 1993: 403 • *Dolichorhinotermes japuraensis*; distribution. Brazil: Amazonia.

— Constantino, 1998b: 159–160 • *Dolichorhinotermes japuraensis*; catalog. Brazil.

— Fontes, 1998: 332 • *Dolichorhinotermes japuraensis*; catalog.

— Schlemmermeyer and Canello, 2000: 307 • *Dolichorhinotermes japuraensis*; discussion.

— Ensaf and Betsch, 2002: 347 • *Dolichorhinotermes japuraensis*; comparisons.

🌐 DISTRIBUTION: Neotropical Region—Brazil: Amazonas.

Dolichorhinotermes lanciarius Engel and Krishna, 2007

Dolichorhinotermes lanciarius Engel and Krishna, 2007c: 2–5 (major, minor soldier), figs. 1, 2.

TYPE DATA: Holotype: AMNH major soldier. Paratypes: AMNH major, minor soldiers, workers.

TYPE LOCALITY: Ecuador: Morona-Santiago Province: Gualaquiza, 97 km. northeast of Loja [03°24'S, 78°33'W].

Dolichorhinotermes hageni Mathur and Thapa, 1962a: 29 [**nomen nudum**; Emerson MS name published by Mathur and Thapa, 1962 and incorrectly credited to Emerson by them].

🌐 DISTRIBUTION: Neotropical Region—Ecuador.

Dolichorhinotermes latilabrum (Snyder, 1926)

Rhinotermes latilabrum Snyder, 1926e: 7–9 (major, minor soldier), pls. 6, 9.

TYPE DATA: Holotype: USNM No. 27646 major soldier. Paratypes: USNM minor soldiers, workers, AMNH minor soldiers, workers, FRI soldier, workers.

TYPE LOCALITY: Bolivia: Rio Ivon.

- Snyder, 1924b: 84 • *Rhinotermes intermedius*; Snyder ms. name; changed to *latilabrum* by Snyder 1926e, as *intermedius* preoccupied.
- Snyder, 1949a: 95 • *Dolichorhinotermes latilabrum*; catalog; new combination. Bolivia.
- Grassé, 1949: 534, figs. 183B, C • *Rhinotermes taurus* [misidentification]; major, minor soldier figured.
- Mathur and Thapa, 1962a: 30 • *Dolichorhinotermes latilabrum*; collection catalog. Bolivia.
- Araujo, 1977c: 28 • *Dolichorhinotermes latilabrum*; catalog. Bolivia.
- Constantino, 1998b: 160 • *Dolichorhinotermes latilabrum*; catalog. Bolivia.
- Schlemmermeyer and Canello, 2000: 307 • *Dolichorhinotermes latilabrum*; discussion.
- Constantino, 2002c: 357, table 2 • *Dolichorhinotermes latilabrum*; checklist; damage; distribution. Bolivia; Brazil.
- Ensaf and Betsch, 2002: 347 • *Dolichorhinotermes latilabrum*; comparisons.
- Maiti, 2006: 241–242, fig. 140 • *Dolichorhinotermes latilabrum*; key; synonymy; major, minor soldier described and figured; distribution. Bolivia [major soldier based on Snyder's description].

Rhinotermes intermedius Snyder, 1924b: 84 [**nomen nudum**; changed to *latilabrum* by Snyder 1926e, as *intermedius* preoccupied].

🌐 DISTRIBUTION: Neotropical Region—Bolivia.

Dolichorhinotermes longidens (Snyder, 1924)

Rhinotermes longidens Snyder, 1924b: 83–85 (major, minor soldiers), pl. 10.

TYPE DATA: Holotype: USNM No. 26533 major soldier. Paratypes: USNM minor soldiers, AMNH minor soldier, workers.

TYPE LOCALITY: Panama: Rio Chinilla.

- Snyder, 1925j: 193 • *Rhinotermes longidens*; listed. Panama.
- Snyder, 1926e: 8, 9, pl. 1: figs. 1, 10 • *Rhinotermes longidens*; comparisons.
- Snyder, 1949a: 98 • *Dolichorhinotermes longidens*; catalog; new combination. Panama.
- Mathur and Thapa, 1962a: 30 • *Dolichorhinotermes longidens*; collection catalog. Panama.
- Araujo, 1977c: 28 • *Dolichorhinotermes longidens*; catalog. Panama.
- Nickle and Collins, 1992: 209, 224, figs. 13.60, 13.61 • *Dolichorhinotermes longidens*; minor soldier figured; distribution. Panama.
- Constantino, 1998b: 160 • *Dolichorhinotermes longidens*; catalog. Panama.
- Fontes, 1998: 332 • *Dolichorhinotermes longidens*; catalog.
- Schlemmermeyer and Canello, 2000: 310 • *Dolichorhinotermes longidens*; discussion.
- Ensaf and Betsch, 2002: 347 • *Dolichorhinotermes longidens*; comparisons.
- Maiti, 2006: 242–243, fig. 141 • *Dolichorhinotermes longidens*; key; synonymy; major, minor soldier described and figured; distribution. Panama [based on Snyder's description].

🌐 DISTRIBUTION: Neotropical Region—Panama.

Dolichorhinotermes longilabius (Emerson, 1924)

Rhinotermes longilabius Snyder, 1924b: 84 (major soldier) [Emerson, 1925: 352–354 (imago, soldier, fig. 41) gives a detailed description of *longilabius* as a new species, with selection of type locality and holotype. However, Snyder in 1924b mentions some distinguishing characters and credits Emerson with the authorship of this species. Therefore the date for this species is 1924, not 1925, as mentioned in the literature].

TYPE DATA: Lectotype: AMNH major soldier. Paralectotypes: AMNH imagoes, major, minor soldiers, workers, FRI imago, soldiers, workers.

LECTOTYPE DESIGNATION: Emerson, 1925: 353 [Emerson's selection of "holotype" is actually a lectotype, since it was done subsequent to the first description].

TYPE LOCALITY: Guyana (British Guiana): Kartabo.

- Emerson, 1925: 305, 311, 352–354, fig. 41 • *Rhinotermes (Rhinotermes) longilabius*; incorrectly described as n. sp.; imago, major, minor soldiers described and figured. Guyana.
- Snyder, 1926e: 9, pl. 1: fig. 8 • *Rhinotermes longilabius*; comparisons; soldier figured.
- Adamson, 1937: 141, 144 • *Rhinotermes longilabius*; listed; characters; biology; distribution. Trinidad.
- Hare, 1937: 461, 468, pl. 8: fig. 20 • *Rhinotermes (Rhinotermes) longilabius*; imago/worker, soldier mandibles measured and figured; remarks.
- Adamson, 1940a: 12 • *Rhinotermes longilabius*; listed; distribution. Trinidad.
- Adamson, 1946: 221 • *Rhinotermes longilabius*; listed; distribution. Trinidad.
- Snyder, 1949a: 98 • *Dolichorhinotermes longilabius*; catalog; new combination. Guyana.
- Ahmad, 1950: 81, fig. 7 • *Dolichorhinotermes longilabius*; worker mandibles figured.
- Snyder, 1956b: 190, 195, 196, 199 • *Rhinotermes longilabius*; key; distribution. Trinidad.
- Mathur and Thapa, 1962a: 30 • *Dolichorhinotermes longilabius*; collection catalog. Guyana.
- Van Boven, 1969a: 41 • *Dolichorhinotermes longilabius*; listed. Guyana.
- Araujo, 1977c: 28 • *Dolichorhinotermes longilabius*; catalog. Brazil; Guyana.
- Mathews, 1977: 92 • *Dolichorhinotermes longilabius*; biology. Brazil.
- Roonwal et al., 1979b: 339–340, fig. 7, pl. 1 • *Dolichorhinotermes longilabius*; wing microsculpturing.
- Salick et al., 1983: 1–7 • *Dolichorhinotermes longilabius*; ecology; rainforest. Brazil.
- Prestwich, 1984a: table 1 • *Dolichorhinotermes longilabius*; checklist; ecology; defense mode; chemicals; distribution.
- Roonwal, 1986: figs. 1B, 3 • *Dolichorhinotermes longilabius*; wing microsculpturing.
- Roonwal et al., 1986: 246, figs. 7, 8, pl. 6 • *Dolichorhinotermes longilabius*; wing microsculpturing.
- Bandeira, 1990: 225–234, table 1 • *Dolichorhinotermes longilabius*; ecology; distribution.
- Constantino, 1991c: 192, figs. 6, 9, 10 • *Dolichorhinotermes longilabius*; major, minor soldier figured; biology; locality. Brazil: Amazonia State.
- Darlington et al., 1992a: 41–47 • *Dolichorhinotermes longilabius*; ergatoids.
- Constantino and Canello, 1993: 403 • *Dolichorhinotermes longilabius*; distribution. Brazil: Amazonia.
- Scheffrahn et al., 1994: 225, 232 • *Dolichorhinotermes longilabius*; distribution. Trinidad.
- Constantino, 1998b: 160 • *Dolichorhinotermes longilabius*; catalog. Brazil: Amazonia; Guyana; Trinidad.
- Fontes, 1998: 332 • *Dolichorhinotermes longilabius*; catalog; distribution. Brazil; Guyana.
- Constantino, 1999a: figs. 38, 39 • *Dolichorhinotermes longilabius*; major, minor soldier figured.
- Eggleton et al., 1999a: 687 • *Dolichorhinotermes longilabius*; checklist. Guyana.
- Schlemmermeyer and Canello, 2000: 307, 310 • *Dolichorhinotermes longilabius*; discussion.
- Issa, 2000: 380 • *Dolichorhinotermes longilabius*; checklist; distribution. Venezuela.
- Constantino, 2002a: figs. 52–53 • *Dolichorhinotermes longilabius*; soldier figured.

- Davies, 2002: 241 • *Dolichorhinotermes longilabius*; checklist; ecology; feeding groups; distribution. French Guiana.
- Ensaf and Betsch, 2002: 347 • *Dolichorhinotermes longilabius*; comparisons.
- Davies et al., 2003a: 522 • *Dolichorhinotermes longilabius*; checklist; ecology; feeding groups; distribution. French Guiana.
- Scheffrahn et al., 2003b: 33–38 • *Dolichorhinotermes longilabius*; distribution. Trinidad.
- Ensaf et al., 2004: 277–288, figs. 1–7 • *Dolichorhinotermes longilabius*; soldier described and figured; distribution. French Guiana.
- Lo et al., 2004: 365–371 • *Dolichorhinotermes longilabius*; phylogeny; COI, COII, 16S rRNA sequences.
- Maiti, 2006: 243–244, fig. 142 • *Dolichorhinotermes longilabius*; key; synonymy; imago, major, minor soldier described and figured; distribution. Guyana [based on Emerson's description].

🌐 DISTRIBUTION: Neotropical Region—Brazil; French Guiana; Guyana; Trinidad.

Dolichorhinotermes neli Ensaf and Betsch, 2002

Dolichorhinotermes neli Ensaf and Betsch, 2002: 346–347 (soldier), fig. 1.

TYPE DATA: Holotype: MNHP soldier.

TYPE LOCALITY: French Guiana: route de Cacao, 1.2 km. before Bellevue.

- Ensaf et al., 2004: 284 • *Dolichorhinotermes neli*; checklist; distribution. French Guiana.

🌐 DISTRIBUTION: Neotropical Region—French Guiana.

Dolichorhinotermes tenebrosus (Emerson, 1925)

Rhinotermes (Rhinotermes) tenebrosus Emerson, 1925: 354–356 (imago, major, minor soldier), fig. 42.

TYPE DATA: Holotype: AMNH major soldier. Paratypes: AMNH imagoes, major, minor soldiers, workers, NHMM imagoes, major, minor soldiers, NCIP major, minor soldier, FRI imago, soldiers, workers.

TYPE LOCALITY: Guyana (British Guiana): Kartabo.

- Emerson, 1933a: 128 • *Rhinotermes (Rhinotermes) tenebrosus*; number of kings and queens (primary, secondary) in same nest.
- Snyder, 1949a: 98 • *Dolichorhinotermes tenebrosus*; catalog; new combination. Guyana.
- Mathur and Thapa, 1962a: 30 • *Dolichorhinotermes tenebrosus*; collection catalog. Guyana.
- Van Boven, 1969a: 41 • *Dolichorhinotermes tenebrosus*; types listed.
- Quennedey and Deligne, 1975: 258, 260, figs. 30–35 • *Dolichorhinotermes tenebrosus*; soldier head figured; frontal gland; fontanelle; labrum; defense.
- Ruelle, 1975b: 5 • *Dolichorhinotermes tenebrosus*; types listed.
- Araujo, 1977c: 28 • *Dolichorhinotermes tenebrosus*; catalog. Guyana.
- Prestwich, 1984a: table 1 • *Dolichorhinotermes tenebrosus*; checklist; ecology; defense mode; chemicals; distribution.
- Constantino, 1998b: 160 • *Dolichorhinotermes tenebrosus*; catalog. Guyana.
- Schlemmermeyer and Canello, 2000: 307 • *Dolichorhinotermes tenebrosus*; discussion.
- Ensaf and Betsch, 2002: 347 • *Dolichorhinotermes tenebrosus*; comparisons.
- Maiti, 2006: 244–245, fig. 143 • *Dolichorhinotermes tenebrosus*; key; synonymy; imago, major, minor soldier described and figured; distribution. Guyana.

🌐 DISTRIBUTION: Neotropical Region—Guyana.

Macrorhinotermes Holmgren, 1913

Macrorhinotermes Holmgren, 1913c: 80 [originally proposed as a subgenus of *Rhinotermes* Hagen, 1858].

TYPE SPECIES: *Rhinotermes* (*Macrorhinotermes*) *maximus* Holmgren, 1913 by monotypy.

- Emerson, 1928b: 406 • *Rhinotermes* (*Macrorhinotermes*); distribution.
- Snyder, 1949a: 89 • *Macrorhinotermes*; catalog; listed as synonym of *Schedorhinotermes*.
- Chhotani, 1984: 111–112 • *Macrorhinotermes*; stat. nov.; key; taxonomy; distribution and zoogeography; biology; ecology; nesting behavior.
- Chhotani, 1985: 93–94 • *Macrorhinotermes*; distribution and zoogeography.
- Maiti, 2006: 180 • *Macrorhinotermes*; synonymy; remarks; distribution.

▲ 1 species.

🌐 DISTRIBUTION: Oriental Region.

Macrorhinotermes maximus (Holmgren, 1913)

Rhinotermes (*Macrorhinotermes*) *maximus* Holmgren, 1913c: 81 (imago), pl. 2: fig. 15.

TYPE DATA: Holotype: ZMH imago [holotype by monotypy].

TYPE LOCALITY: Indonesia: Kalimantan (Borneo): Tandjong.

- Holmgren, 1911a: 80 • *Rhinotermes* (*Schedorhinotermes*) *maximus*; listed as n. sp.; nomen nudum.
- Bugnion, 1913d: 168 • *Rhinotermes maximus*; antennal articles. Indonesia: Kalimantan.
- Snyder, 1949a: 94 • *Schedorhinotermes maximus*; catalog; reference list. Borneo.
- Weidner, 1955e: 249 • *Schedorhinotermes maximus*; types listed.
- Ahmad, 1958: 77 • *Schedorhinotermes maximus*; key.
- Weidner, 1966a: 224 • *Schedorhinotermes maximus*; types listed.
- Chhotani, 1984: 119 • *Macrorhinotermes maximus*; listed; castes known; distribution; new combination. Indonesia.
- Tho, 1992: 205 • *Schedorhinotermes maximus*; listed.
- Ahmad and Akhtar, 2002: 25 • *Schedorhinotermes maximus*; catalog. Indonesia: Kalimantan; Malaysia: Mainland.
- Gathorne-Hardy, 2004: 117 • *Schedorhinotermes maximus*; checklist; distribution. Indonesia: SE Borneo [Kalimantan].
- Maiti, 2006: 180 • *Macrorhinotermes maximus*; listed; synonymy.

🌐 DISTRIBUTION: Oriental Region—Indonesia: Kalimantan; Malaysia: Mainland.

Parrhinotermes Holmgren, 1910

Parrhinotermes Holmgren, 1910b: 285 [genus-group name available by indication of available type species].

TYPE SPECIES: *Termes aequalis* Haviland, 1898 by monotypy.

- Haviland, 1898: 378, 395 • *Termes* “section with *T. aequalis* for type”; characters; key.
- Holmgren, 1911a: 11, 77, 78, 79 • *Parrhinotermes*; characters; key; species included; type species *T. aequalis*; distribution.
- Holmgren, 1914: 237 • *Parrhinotermes*; characters; remarks.
- Emerson, 1928b: 406 • *Parrhinotermes*; distribution.
- Hare, 1937: 475, pl. 2 • *Parrhinotermes*; Holmgren’s phylogeny cited.

- Hill, 1942: 14, 172 • *Parrhinotermes*; key; synonymy; imago, soldier, worker diagnosed.
- Snyder, 1949a: 85 • *Parrhinotermes*; catalog; reference list.
- Ratcliffe et al., 1952: 54 • *Parrhinotermes*; key.
- Emerson, 1955: 509 • *Parrhinotermes*; number of species; distribution.
- Weidner, 1955f: 70 • *Parrhinotermes*; number of species; distribution.
- Ahmad, 1958: 59, 60 • *Parrhinotermes*; key.
- Calaby and Gay, 1959: 212 • *Parrhinotermes*; zoogeography; number of species.
- Roonwal and Chhotani, 1962a: 294 • *Parrhinotermes*; key.
- Roonwal, 1970c: 340 • *Parrhinotermes*; biology.
- Chhotani and Bose, 1973: 233 • *Parrhinotermes*; distribution. Indian region.
- Sen-Sarma, 1974: 454 • *Parrhinotermes*; ecology and biogeography.
- Morimoto, 1975b: 15 • *Parrhinotermes*; key.
- Morimoto, 1975c: 56 • *Parrhinotermes*; remarks.
- Abe, 1979: 132 • *Parrhinotermes*; ecology.
- Maiti, 1983: 17, 23 • *Parrhinotermes*; key.
- Chhotani, 1984: 111–113 • *Parrhinotermes*; key; taxonomy; distribution and zoogeography; biology; ecology; nesting behavior.
- Collins, 1984: 77 • *Parrhinotermes*; key.
- Chhotani, 1985: 93–94 • *Parrhinotermes*; distribution and zoogeography.
- Chhotani, 1986: 22, 24 • *Parrhinotermes*; distribution and zoogeography. Oriental Region.
- Abe, 1987: 127 • *Parrhinotermes*; ecology; nest distribution.
- Huang et al., 1989: 206 • *Parrhinotermes*; key; characters; distribution.
- Roonwal and Chhotani, 1989: 527–529 • *Parrhinotermes*; synonymy; characters; distribution and composition.
- Maiti and Saha, 1993: 516, 517 • *Parrhinotermes*; key.
- Watson and Abbey, 1993b: 3 • *Parrhinotermes*; remarks; Australian species.
- Maiti et al., 1995: 438 • *Parrhinotermes*; key.
- Bose, 1999: 24–25, 143 • *Parrhinotermes*; key; distribution.
- Huang et al., 2000: 275, 284–285 • *Parrhinotermes*; key; characters; distribution.
- Sornnuwat et al., 2004: 356, 358 • *Parrhinotermes*; key; number of species. Thailand.
- Maiti, 2006: 15, 167–169 • *Parrhinotermes*; key; synonymy; characters; key to species; distribution.
- Bourguignon and Roisin, 2011: 73–74 • *Parrhinotermes*; characters; key; distribution.

▲ 13 species.

🌐 DISTRIBUTION: Australian Region; Oriental Region; Papuan Region.

Parrhinotermes aequalis (Haviland, 1898)


Termes aequalis Haviland, 1898: 395–396 (imago, soldier, workers), pl. 24: figs. 27–29.

TYPE DATA: Syntypes: CUMZ No. 295 imagoes, soldiers, workers, AMNH soldiers, workers.

TYPE LOCALITY: Malaysia: Borneo: Sarawak.

- Desneux, 1904b: 28 • *Termes* (*Rhinotermes*) *aequalis*; remarks; possibly belonging to a new subgenus; reference list. Malaysia: Sarawak.
- Holmgren, 1911a: 78, pl. 5: fig. 13 • *Parrhinotermes aequalis*; listed; soldier figured; new combination. Malaysia: Borneo.
- Holmgren, 1913c: 80, pl. 2: fig. 23 • *Parrhinotermes aequalis*; neotenic queen, soldier, worker described; soldier figured; key; distribution. Malaysia: Borneo.
- Bugnion, 1913d: 168 • *Parrhinotermes aequalis*; antennal articles. Malaysia: Borneo: Sarawak.
- Holmgren, 1914: 237, 239, pl. 7: figs. 2a, b • *Parrhinotermes aequalis*; imago described and figured. Indonesia: Sumatra; Malaysia: Mainland.
- John, 1925: 382 • *Parrhinotermes aequalis*; locality. Indonesia: Sumatra; Malaysia: Mainland, Sarawak.

- Snyder, 1949a: 88 • *Parrhinotermes aequalis*; catalog; reference list. Malaysia: Borneo: Sarawak.
- Ahmad, 1950: 81, fig. 7 • *Parrhinotermes aequalis*; worker mandibles figured.
- Ahmad, 1958: 76 • *Parrhinotermes aequalis*; key.
- Mathur and Thapa, 1962a: 30 • *Parrhinotermes aequalis*; collection catalog. Malaysia.
- Kalshoven, 1963: 93 • *Parrhinotermes aequalis*; listed.
- Harris, 1966a: 13 • *Parrhinotermes aequalis*; Haviland's types and type localities listed.
- Morimoto, 1975b: 15, fig. 30 • *Parrhinotermes aequalis*; soldier figured.
- Morimoto, 1975c: 56 • *Parrhinotermes aequalis*; key; distribution.
- Quennedey and Deligne, 1975: 254, fig. 21 • *Parrhinotermes aequalis*; soldier head figured; frontal gland; fontanelle; labrum; defense.
- Roonwal, 1975b: 135, 141 • *Parrhinotermes aequalis*; key. Indonesia.
- Prestwich, 1979b: 463 • *Parrhinotermes aequalis*; chemical defense; frontal gland.
- Deligne et al., 1981: fig. 15A • *Parrhinotermes aequalis*; soldier head figured; defense.
- Thapa, 1982: 96–99, pl. 32 • *Parrhinotermes aequalis*; imago, soldier described and figured; synonymy; key. Indonesia; Malaysia.
- Chhotani, 1984: 119 • *Parrhinotermes aequalis*; listed; castes known; distribution. Malaysia.
- Collins, 1984: 67, fig. 7 • *Parrhinotermes aequalis*; soldier figured; ecology; distribution. Malaysia: Sarawak.
- Prestwich, 1984a: table 1 • *Parrhinotermes aequalis*; checklist; ecology; defense mode; chemicals; distribution.
- Chuah et al., 1990: 685–692 • *Parrhinotermes aequalis*; defensive secretions; biochemistry.
- Tho, 1992: 69, 198, 205, fig. 23B • *Parrhinotermes aequalis*; soldier described and figured. Malaysia.
- Eggleton et al., 1998a: 119–128 • *Parrhinotermes aequalis*; checklist; feeding; nest; ecology. Malaysia: Sabah.
- Jones et al., 1998: 101, table 1 • *Parrhinotermes aequalis*; checklist; feeding; ecology. Malaysia: Sabah.
- Eggleton et al., 1999b: 1795, table 1 • *Parrhinotermes aequalis*; checklist; ecology; feeding and nesting groups; distribution. Malaysia: Sabah.
- Jones, 2000: 271–277 • *Parrhinotermes aequalis*; checklist; biology; ecology. Malaysia: Sabah.
- Gathorne-Hardy et al., 2001: 391 • *Parrhinotermes aequalis*; checklist; ecology; distribution. Indonesia: Sumatra.
- Ahmad and Akhtar, 2002: 23 • *Parrhinotermes aequalis*; catalog. Malaysia: Sabah, Sarawak.
- Homathevi et al., 2002: 234, table 1 • *Parrhinotermes aequalis*; checklist; ecology; feeding and nesting groups; distribution. Malaysia: Sabah.
- Gathorne-Hardy, 2004: 117 • *Parrhinotermes aequalis*; checklist; distribution. Malaysia: Borneo, Mainland; Indonesia: Sumatra.
- Lo et al., 2004: 365–371 • *Parrhinotermes aequalis*; phylogeny; COI, COII, 16S rRNA sequences.
- Gathorne-Hardy et al., 2006: 607, table 1 • *Parrhinotermes aequalis*; checklist; ecology; feeding; fire conservation; distribution. Indonesia: Kalimantan.
- Maiti, 2006: 169–170, fig. 95 • *Parrhinotermes aequalis*; key; synonymy; imago, soldier described; soldier figured; distribution. Malaysia: Mainland, Sabah, Sarawak [paraphrase of original description of imago].


 DISTRIBUTION: Oriental Region—Indonesia: Sumatra, Kalimantan; Malaysia: Mainland, Sabah, Sarawak.

Parrhinotermes barbatus Bourguignon and Roisin, 2011

Parrhinotermes barbatus Bourguignon and Roisin, 2011: 76, 77 (imago, soldier), figs. 50–55.

TYPE DATA: Holotype: RIB PNGT1285 soldier. Paratypes: RIB imagoes, RIB late nymphs [several localities, not type locality].

TYPE LOCALITY: Papua New Guinea: Southern Highlands: Lake Kutubu.

 DISTRIBUTION: Papuan Region—Indonesia: Papua (Irian Jaya); Papua New Guinea.


Parrhinotermes browni (Harris, 1958)

Schedorhinotermes browni Harris, 1958c: 59–60 (major soldier, worker), fig. 1 [placed in *Parrhinotermes* fide Emerson card catalog (unpublished) and cited as probably belonging to *Parrhinotermes* fide Emerson by Roonwal, 1975b: 136].

TYPE DATA: Holotype: BMNH major soldier. Paratypes: BMNH major soldiers, workers, AMNH soldier, worker, NCIP minor soldier.

TYPE LOCALITY: Solomon Islands: Guadalcanal: Gold Ridge.

- Harris and Brown, 1958: 737, 739, 740, 743, fig. 6 • *Schedorhinotermes browni*; soldier figured; biology; key; locality. Solomon Islands.
- Roonwal, 1975b: 136 • *Schedorhinotermes browni*; discussion of possible placement in *Parrhinotermes*.
- Ruelle, 1975b: 5 • *Schedorhinotermes browni*; types listed.
- Roisin, 1988a: 21–27 • *Parrhinotermes browni*; caste system; new combination.
- Noiroto, 1995b: 197–226 • *Parrhinotermes browni*; gut morphology.
- Maiti, 2006: 187, fig. 107 • *Schedorhinotermes browni*; key; synonymy; major soldier described and figured; distribution. Solomon Island [based on original description].
- Bourguignon and Roisin, 2011: 74–76, figs 45–49, 55 • *Parrhinotermes browni*; synonymy; imago, soldier described and figured; termitophiles; distribution. Indonesia: Papua; Papua New Guinea; Solomon Islands: Guadalcanal.

 DISTRIBUTION: Papuan Region—Indonesia: Papua; Papua New Guinea; Solomon Islands.

Parrhinotermes buttelreepeni Holmgren, 1913

Parrhinotermes buttelreepeni Holmgren, 1913c: 79 (soldier) [as “*Buttel-reepeni*”; key characters mentioned].

TYPE DATA: Syntypes: ZIHS soldiers, workers (Malaysia [Malacca]: Taiping, Maxwell’s Hill), AMNH soldiers, workers (Malaysia [Malacca]: Taiping, Maxwell’s Hill), AMNH soldiers, worker (Indonesia: Sumatra: Bandar Baroe), FRI soldier, workers (Malaysia [Malacca]: Taiping, Maxwell’s Hill).

TYPE LOCALITIES: Malaysia (Malacca): Taiping, Maxwell’s Hill; Indonesia: Sumatra: Bandar Baroe.

- Holmgren, 1914: 238, pl. 7: fig. 2c • *Parrhinotermes buttel-reepeni* [sic]; erroneously described as n. sp.; soldier, worker, ergatoid described; soldier figured. Malaysia: Mainland; Indonesia: Sumatra.
- Snyder, 1949a: 88 • *Parrhinotermes buttelreepeni*; catalog; reference list. Malaya; Sumatra.
- Ahmad, 1958: 77 • *Parrhinotermes buttel-reepeni*; key.
- Mathur and Thapa, 1962a: 30 • *Parrhinotermes buttel-reepeni* [sic]; collection catalog. Malaysia.
- Morimoto, 1975c: 56 • *Parrhinotermes buttelreepeni*; key; soldier figured; distribution.
- Roonwal, 1975b: 135, 140, 142 • *Parrhinotermes buttelreepeni*; key. Indonesia; Malaysia.
- Thapa, 1982: 100–103, pl. 33 • *Parrhinotermes buttel-reepeni* [sic]; imago, soldier described and figured; synonymy; key. Indonesia; Malaysia.
- Chhotani, 1984: 119 • *Parrhinotermes buttel-reepeni* [sic]; listed; castes known; distribution. Indonesia; Malaysia.
- Collins, 1984: 69 • *Parrhinotermes buttel-reepeni*; ecology; distribution. Malaysia: Sarawak.
- Tho, 1992: 69, 198, 205, fig. 23A • *Parrhinotermes buttel-reepeni* [sic]; soldier described and figured. Malaysia.
- Jones and Brendell, 1998: 79–91 • *Parrhinotermes buttelreepeni*; checklist; feeding groups; ecology. Malaysia: Mainland.
- Jones et al., 1998: 101, table 1 • *Parrhinotermes buttelreepeni*; checklist; feeding; ecology. Malaysia: Sabah.

- Jones, 2000: 271–286 • *Parrhinotermes buttelreepeni*; checklist; biology; ecology. Malaysia: Sabah.
- Gathorne-Hardy et al., 2001: 391 • *Parrhinotermes buttel-reepeni* [sic]; checklist; ecology; distribution. Indonesia: Sumatra.
- Ahmad and Akhtar, 2002: 23 • *Parrhinotermes buttel-reepeni* [sic]; catalog. Indonesia: Sumatra; Malaysia: Mainland.
- Austin et al., 2004a: 550, 551, 552 • *Parrhinotermes buttel-reepeni* [sic]; COII sequences; phylogeny.
- Gathorne-Hardy, 2004: 117 • *Parrhinotermes buttelreepeni*; checklist; distribution. Malaysia: Mainland, Sabah, Sarawak; Indonesia: Sumatra, Kalimantan.
- Gathorne-Hardy et al., 2006: 607, table 1 • *Parrhinotermes buttelreepeni*; checklist; ecology; feeding; fire conservation; distribution. Indonesia: Kalimantan.
- Maiti, 2006: 170–171, fig. 96 • *Parrhinotermes buttel-reepeni* [sic]; key; synonymy; imago, soldier described; soldier figured; distribution. Malaysia: Mainland; Indonesia: Sumatra [paraphrase of original description of imago].
- Noda et al., 2007: 1257–1266 • *Parrhinotermes buttel-reepeni* [sic]; endosymbiotic bacteria; cospeciation; phylogeny.

🌐 DISTRIBUTION: Oriental Region—Indonesia: Kalimantan, Sumatra; Malaysia: Mainland, Sabah.

Parrhinotermes inaequalis (Haviland, 1898)

Termes inaequalis Haviland, 1898: 396–397 (soldier, worker).

TYPE DATA: Syntypes: CUMZ No. 365 soldiers, workers, AMNH soldiers, workers, FRI soldier.

TYPE LOCALITY: Malaysia: Borneo: Sarawak.

- Desneux, 1904b: 28 • *Termes (Rhinotermes) inaequalis*; remarks; possibly belonging to a new subgenus; reference list. Malaysia: Sarawak.
- Holmgren, 1911a: 78, pl. 5: fig. 14 • *Parrhinotermes inaequalis*; listed; soldier figured; new combination. Malaysia: Borneo.
- Holmgren, 1913c: 79–80, pl. 2: fig. 22 • *Parrhinotermes inaequalis*; soldier, worker described; soldier figured; key; distribution. Malaysia: Borneo.
- Bugnion, 1913d: 168 • *Parrhinotermes inaequalis*; antennal articles. Malaysia: Sarawak; Indonesia: Kalimantan.
- Oshima, 1914c: 24–26, pl. 2: fig. 4 • *Parrhinotermes inaequalis*; soldier, worker described and figured. Indonesia.
- Oshima, 1914a: 561–562, pl. 10, fig. 1 • *Parrhinotermes inaequalis*; soldier, worker described and figured. Indonesia.
- John, 1925: 382 • *Parrhinotermes inaequalis*; locality. Malaysia: Mainland, Sarawak; Indonesia: Sumatra.
- Snyder, 1949a: 88 • *Parrhinotermes inaequalis*; catalog; reference list. Malaysia: Borneo: Sarawak; Indonesia: Kalimantan.
- Ahmad, 1958: 76, 194 • *Parrhinotermes inaequalis*; key.
- Harris, 1961a: 13 • *Parrhinotermes inaequalis*; Haviland's types and type localities listed.
- Mathur and Thapa, 1962a: 30 • *Parrhinotermes inaequalis*; collection catalog. Malaysia.
- Morimoto, 1975c: 56, fig. 20 • *Parrhinotermes inaequalis*; key; soldier figured; distribution.
- Roonwal, 1975b: 135, 141 • *Parrhinotermes inaequalis*; key. Indonesia.
- Chhotani, 1984: 119 • *Parrhinotermes inaequalis*; listed; castes known; distribution. Indonesia; Malaysia.
- Collins, 1984: 67, 69 • *Parrhinotermes inaequalis*; ecology; distribution. Malaysia: Sarawak.
- Tho, 1992: 69, 198, 205, fig. 24A • *Parrhinotermes inaequalis*; soldier described and figured; synonymy. Malaysia.
- Ahmad and Akhtar, 2002: 23, 24 • *Parrhinotermes inaequalis*; catalog. Indonesia: Kalimantan; Malaysia: Mainland, Sarawak.

- Gathorne-Hardy, 2004: 117 • *Parrhinotermes inaequalis*; checklist; distribution. Indonesia: Sumatra; Malaysia: Mainland, Sabah, Sarawak.
- Maiti, 2006: 171, fig. 97 • *Parrhinotermes inaequalis*; key; synonymy; soldier described and figured; distribution. Malaysia: Sarawak.

🌐 DISTRIBUTION: Oriental Region—Indonesia: Kalimantan; Malaysia: Mainland, Sabah, Sarawak.

Parrhinotermes khasii Roonwal and Sen-Sarma, 1956

Parrhinotermes khasii Roonwal and Sen-Sarma, 1956: 6–11 (soldier, pseudoworker), figs. 1–2.

TYPE DATA: Holotype: ZSI No. 20a(i) soldier. Paratypes: ZSI No. 20a(i) soldier, pseudoworkers, FRI Nos. 106, 18651 soldier, pseudoworkers, AMNH soldier, pseudoworker.

TYPE LOCALITY: India: Assam [sic; Meghalaya]: Khasi Hills, bank of river Nong-priang, 1200' above sea-level.

- Ahmad, 1958: 77 • *Parrhinotermes khasii*; key.
- Roonwal and Chhotani, 1962a: 288, 289, 310, 394, fig. 9 • *Parrhinotermes khasii*; soldier described and figured; distribution. India.
- Mathur and Thapa, 1962a: 31 • *Parrhinotermes khasii*; collection catalog. India.
- Roonwal and Chhotani, 1965a: 21, 27 • *Parrhinotermes khasii*; distribution. India.
- Sen-Sarma, 1974: 454 • *Parrhinotermes khasii*; ecology and biogeography. India.
- Morimoto, 1975c: 56, fig. 21 • *Parrhinotermes khasii*; key; soldier figured; distribution.
- Roonwal, 1975b: 135, 142 • *Parrhinotermes khasii*; key. India.
- Huang, 1980: 29 • *Parrhinotermes khasii*; distribution. China.
- Tsai and Huang, 1981a: 115–116, figs. 1–4 • *Parrhinotermes khasii*; soldier described and figured; distribution. China: Xizang [Tibet].
- Tsai and Huang, 1982: 309 • *Parrhinotermes khasii*; comparisons; measurements; distribution. China.
- Maiti, 1983: 23, 54–55 • *Parrhinotermes khasii*; key; synonymy; soldier described; distribution. India.
- Chhotani, 1984: 119 • *Parrhinotermes khasii*; listed; castes known; distribution. India.
- Chhotani and Bose, 1985: 57–58 • *Parrhinotermes khasii*; distribution; synonymy. India.
- Gao and Lam, 1986: 81 • *Parrhinotermes khasii*; checklist; distribution. China.
- Huang and Han, 1987: 47 • *Parrhinotermes khasii khasii*; distribution; *stat. nov.* China: Xizang [Tibet].
- Huang and Han, 1988b: 59 • *Parrhinotermes khasii khasii*; distribution. China: Xizang [Tibet].
- Huang and Han, 1988a: 38 • *Parrhinotermes khasii khasii*; distribution. China: Xizang [Tibet].
- Huang et al., 1989: 207, fig. 121 • *Parrhinotermes khasii khasii*; soldier described and figured; key. China.
- Roonwal and Chhotani, 1989: 529–532, figs. 268–269 • *Parrhinotermes khasii*; key; synonymy; soldier described; distribution. India.
- Gao et al., 1992a: 44 • *Parrhinotermes khasii*; checklist; distribution. China: Xizang [Tibet].
- Maiti and Saha, 1993: 512 • *Parrhinotermes khasii*; listed; distribution. India.
- Maiti et al., 1995: 438 • *Parrhinotermes khasii khasii*; synonymy; soldier measurements; distribution. China; India.
- Bose, 1999: 30, 53–56, fig. 16 • *Parrhinotermes khasii khasii*; key; measurements; synonymy; soldier figured; distribution. India.
- Hua, 2000: 24 • *Parrhinotermes khasii*; listed. China: Xizang [Tibet]; India.
- Huang et al., 2000: 285–286, fig. 122 • *Parrhinotermes khasii*; soldier described and figured; key. China.
- Ahmad and Akhtar, 2002: 24 • *Parrhinotermes khasii*; catalog. China; India.
- Maiti, 2006: 172, fig. 98 • *Parrhinotermes khasii khasii*; key; synonymy; soldier described and figured; distribution. India.

🌐 DISTRIBUTION: Oriental Region—China: Yunnan; India: Arunachal Pradesh, Meghalaya, West Bengal. ♦ Palaearctic Region—China: Xizang [Tibet].

Parrhinotermes microdentiformis Thapa, 1982***Parrhinotermes microdentiformis*** Thapa, 1982: 103–106 (soldier, worker), pl. 34.

TYPE DATA: Holotype: FRI soldier. Paratypes: FRI soldiers, workers, FRI soldiers, workers [not type locality], FRI soldiers, workers [not type locality].

TYPE LOCALITY: Malaysia: Sabah: Kota Kinabalu District: Lumat.

- Jones et al., 1998: 101, table 1 • *Parrhinotermes microdentiformis*; checklist; biology; ecology. Malaysia: Sabah.
- Jones, 2000: 271–286 • *Parrhinotermes microdentiformis*; checklist; biology; ecology. Malaysia: Sabah.
- Gathorne-Hardy, 2004: 117 • *Parrhinotermes microdentiformis*; checklist; distribution. Malaysia: Mainland, Sabah; Indonesia: Sumatra: Kalimantan [1981 incorrect date].
- Maiti, 2006: 173–174, fig. 99 • *Parrhinotermes microdentiformis*; key; synonymy; soldier described and figured; distribution. Malaysia: Sabah.


 DISTRIBUTION: Oriental Region—Malaysia: Sabah.

Parrhinotermes microdentiformisoides Thapa, 1982***Parrhinotermes microdentiformisoides*** Thapa, 1982: 106–108 (soldier, worker), pl. 35.

TYPE DATA: Holotype: FRI soldier. Paratypes: FRI soldiers, workers, FRI soldiers, workers [not type locality].

TYPE LOCALITY: Malaysia: Sabah: Beaufort District: Beaufort.

- Maiti, 2006: 174, fig. 100 • *Parrhinotermes microdentiformisoides*; key; synonymy; soldier described and figured; distribution. Malaysia: Sabah.


 DISTRIBUTION: Oriental Region—Malaysia: Sabah.

Parrhinotermes minor Thapa, 1982***Parrhinotermes minor*** Thapa, 1982: 109–111 (soldier, worker), pl. 36.

TYPE DATA: Holotype: FRI soldier. Paratypes: FRI soldiers, workers.

TYPE LOCALITY: Malaysia: Sabah: Kunak-Mostyn District: Kalumpang.

- Jones and Brendell, 1998: 79–91 • *Parrhinotermes minor*; checklist; feeding groups; ecology. Malaysia: Mainland.
- Jones and Prasetyo, 2002: 121, table 1 • *Parrhinotermes minor*; checklist; ecology; feeding and nesting groups; distribution. Indonesia: Kalimantan.
- Gathorne-Hardy, 2004: 117 • *Parrhinotermes minor*; checklist; distribution. Malaysia: Sabah; Indonesia: Kalimantan [1981 date incorrect].
- Gathorne-Hardy et al., 2006: 607, table 1 • *Parrhinotermes minor*; checklist; ecology; feeding; fire conservation; distribution. Indonesia: Kalimantan.
- Maiti, 2006: 174–175, fig. 101 • *Parrhinotermes minor*; key; synonymy; soldier described and figured; distribution. Malaysia: Sabah.

 DISTRIBUTION: Oriental Region—Indonesia: Kalimantan; Malaysia: Sabah.


Parrhinotermes pygmaeus John, 1925

Parrhinotermes pygmaeus John, 1925: 382–384 (imago, soldier, worker).

TYPE DATA: Syntypes (depository unknown): imagoes, soldiers, workers (Malaysia: Kuala Lumpur), (depository unknown): imagoes, soldiers, workers (Malaysia: Kajang), AMNH soldier, workers, nymphs (Indonesia: Sumatra, Siak [incorrectly labeled as “paratype” by Emerson; see also Roonwal, 1975b: 140], ZUPL soldier, worker (Indonesia: Sumatra, Siak), FRI worker (Indonesia: Sumatra, Siak).

TYPE LOCALITIES: Malaysia: Kuala Lumpur: Kajang; Indonesia: Sumatra: Siak [see Roonwal, 1975b: 140, invalid type locality restriction (Siak). No lectotype selected].

- Snyder, 1949a: 88 • *Parrhinotermes pygmaeus*; catalog. Malay; Sumatra.
- Mathur and Thapa, 1962a: 31 • *Parrhinotermes pygmaeus*; collection catalog. Indonesia.
- Roonwal, 1975b: 135–141, fig. 1 • *Parrhinotermes pygmaeus*; queen, king, soldier, worker described and figured; synonymy; key. Indonesia.
- Thapa, 1982: 111–115, pl. 37 • *Parrhinotermes pygmaeus*; imago, soldier described and figured; synonymy; key. Indonesia, Malaysia.
- Chhotani, 1984: 119 • *Parrhinotermes pygmaeus*; listed; castes known; distribution. Indonesia; Malaysia.
- Salick and Tho, 1984: 547–561 • *Parrhinotermes pygmaeus*; ecology; rainforest. Malaysia: Mainland.
- Chuah et al., 1990: 685–692 • *Parrhinotermes pygmaeus*; defensive secretions; biochemistry.
- Tho, 1992: 69, 198, 205, fig. 24B • *Parrhinotermes pygmaeus*; soldier described and figured. Malaysia.
- Jones and Brendell, 1998: 79–91 • *Parrhinotermes pygmaeus*; checklist; feeding groups; ecology. Malaysia: Mainland.
- Gathorne-Hardy et al., 2001: 391 • *Parrhinotermes pygmaeus*; checklist; ecology; distribution. Indonesia: Sumatra.
- Ahmad and Akhtar, 2002: 24 • *Parrhinotermes pygmaeus*; catalog. Indonesia: Sumatra; Malaysia: Mainland.
- Gathorne-Hardy, 2004: 117 • *Parrhinotermes pygmaeus*; checklist; distribution. Indonesia: Sumatra, Siberut Island; Malaysia: Mainland, Sabah.
- Maiti, 2006: 175–176, 179, fig. 102 • *Parrhinotermes pygmaeus*; key; synonymy; imago, soldier described; soldier figured; distribution. Malaysia: Mainland, Sabah; Indonesia: Sumatra [paraphrase of original description of imago].

 DISTRIBUTION: Oriental Region—Indonesia: Sumatra; Malaysia: Mainland, Sabah.

Parrhinotermes queenslandicus Mjöberg, 1920

Parrhinotermes queenslandicus Mjöberg, 1920: 31–33 (soldier, worker), fig. 12.

TYPE DATA: Lectotype: ANIC No. 9052 soldier. Paralectotypes: ANIC soldiers, workers, AMNH soldiers, workers, AMNH soldier, workers [not type locality], FRI soldiers, workers.

LECTOTYPE DESIGNATION: Hill, 1942: 174 • “Hololectotype” [= lectotype] designated.

TYPE LOCALITY: Australia: Queensland: Malanda.

- Hill, 1942: 173–174, figs. 90, 91 • *Parrhinotermes queenslandicus*; imago, soldier described and figured; synonymy; distribution; biology. Australia.
- Snyder, 1949a: 89 • *Parrhinotermes queenslandicus*; catalog; reference list; synonymy. Australia.
- Ratcliffe et al., 1952: 95, fig. 110 • *Parrhinotermes queenslandicus*; soldier figured; characters; biology; distribution.

- Calaby and Gay, 1959: 214 • *Parrhinotermes queenslandicus*; ecology.
- Mathur and Thapa, 1962a: 31 • *Parrhinotermes queenslandicus*; collection catalog. Australia.
- Gay and Calaby, 1970: 406 • *Parrhinotermes queenslandicus*; biology; distribution. Australia.
- Roonwal, 1975b: 135 • *Parrhinotermes queenslandicus*; mentioned. Australia.
- Watson and Abbey, 1993b: 42, fig. 59 • *Parrhinotermes queenslandicus*; distribution map.
- Watson et al., 1998: 194 • *Parrhinotermes queenslandicus*; catalog; synonymy; distribution; ecology. Australia.
- Xing et al., 2001: 53–58 • *Parrhinotermes queenslandicus*; COII sequences; phylogeny.
- Austin et al., 2004a: 548–555 • *Parrhinotermes queenslandicus*; COII sequences; phylogeny.
- Lo et al., 2004: 365–371 • *Parrhinotermes queenslandicus*; phylogeny; COI, COII, 16S rRNA sequences.
- Ohkuma et al., 2004: 701–710 • *Parrhinotermes queenslandicus*; phylogeny; COII sequences.
- Maiti, 2006: 176–177, fig. 103 • *Parrhinotermes queenslandicus*; key; synonymy; imago, soldier described; soldier figured; distribution. Australia [paraphrase of original description of imago].
- Noda et al., 2007: 1257–1266 • *Parrhinotermes queenslandicus*; endosymbiotic bacteria; cospeciation; phylogeny.

Parrhinotermes australicus Mjöberg, 1920: 109, 124 [habitat, castes and nest; **nomen nudum**].

- Hill, 1921b: 449 • *Parrhinotermes australicus*; locality; castes and nest.

🌐 DISTRIBUTION: Australian Region—Australia: Australian Capital Territory, New South Wales, Northern Territory, Queensland, South Australia, Victoria, Western Australia.

Parrhinotermes ruihensis Tsai and Huang, 1982

Parrhinotermes khasii ruihensis Tsai and Huang, 1982: 306–310 (soldier), figs. 1–20.

TYPE DATA: Holotype: NAP soldier. Paratypes: NAP soldiers, workers.

TYPE LOCALITY: China: Yunnan: Ruili Xian [24°N, 97°E].

- Gao and Lam, 1986: 81 • *Parrhinotermes khasii ruihensis*; checklist; distribution. China.
- Huang et al., 1989: 207–209, fig. 122 • *Parrhinotermes khasii ruihensis*; soldier, worker described and figured; key. China.
- Gao et al., 1992a: 44 • *Parrhinotermes ruihensis*; checklist; distribution; *stat. nov.* China: Yunnan.
- Hua, 2000: 24 • *Parrhinotermes khasii ruihensis*; listed. China: Yunnan.
- Huang et al., 2000: 286–288, fig. 123 • *Parrhinotermes ruihensis*; soldier, described and figured; key. China.

🌐 DISTRIBUTION: Oriental Region—China: Yunnan.

Parrhinotermes shamimi Bose, 1999

Parrhinotermes shamimi Bose, 1999: 30, 56–58 (soldier, worker), fig. 17.

TYPE DATA: Holotype: ZSI soldier. Paratypes: ZSI soldier, workers.

TYPE LOCALITY: India: Arunachal Pradesh: natural forest ca. 1 km from Lake Ganga, Itangar.

- Maiti, 2006: 177, fig. 104 • *Parrhinotermes shamimi*; key; synonymy; soldier described; soldier figured; distribution. India.

🌐 DISTRIBUTION: Oriental Region—India: Arunachal Pradesh.

Rhinotermes Hagen, 1858

Rhinotermes Hagen, 1858c: 233 [first introduced as a subgenus of *Termes* Linné, 1758].

TYPE SPECIES: *Termes nasutum* Perty, 1830 by subsequent designation; see Wasmann, 1897b: 151.

- Hagen, 1858b: 16, 33 • *Termes* (*Rhinotermes*); characters; species included.
- Froggatt, 1897a: 517, 539 • *Rhinotermes* [part]; characters.
- Wasmann, 1897b: 151 • *Termes* (*Rhinotermes*); characters; *Termes nasutus* as type species.
- Haviland, 1898: 378, 392–393 • *Termes* “section with *T. nasutus* as type”; characters; key.
- Desneux, 1904b: 26, 27 • *Rhinotermes*; key; reference list; characters; species included; biology; distribution.
- Holmgren, 1906: 531 • *Rhinotermes*; discussion.
- Holmgren, 1910b: 285 • *Rhinotermes*; listed.
- Holmgren, 1911a: 77, 79, 80 • *Rhinotermes*; also as *Rhinotermes* (*Rhinotermes*); characters; key; species included.
- Banks, 1919: 479 • *Rhinotermes*; key.
- Warren, 1919: 2 • *Rhinotermes* [part]; distribution.
- Emerson, 1925: 346, 347 • *Rhinotermes*; discussion; subgenera included; *Rhinotermes* (*Rhinotermes*); discussion.
- Snyder, 1926e: 7 • *Rhinotermes* [part]; characters.
- Emerson, 1928b: 424 • *Rhinotermes*; discussion; *Rhinotermes* (*Rhinotermes*); distribution.
- Hare, 1937: 474, 475, pls. 1, 2 • *Rhinotermes*; phylogeny; Holmgren’s phylogeny compared.
- Hill, 1942: 8, 12, 14, 175 • *Rhinotermes* [part]; key; synonymy; characters.
- Snyder, 1949a: 96 • *Rhinotermes*; catalog; reference list.
- Lal and Menon, 1953: 32 • *Rhinotermes* [part]; catalog; reference list.
- Emerson, 1955: 509 • *Rhinotermes*; number of species; distribution.
- Weidner, 1955f: 70 • *Rhinotermes*; number of species; distribution.
- Araujo, 1970d: 533 • *Rhinotermes*; distribution; number of species in Neotropical Region.
- Morimoto, 1975b: 16 • *Rhinotermes*; key.
- Quennedey and Deligne, 1975: 261, 262 • *Rhinotermes*; frontal gland; fontanelle; labrum; defense; phylogeny.
- Araujo, 1977c: 28, 29 • *Rhinotermes*; catalog.
- Mathews, 1977: 90–91 • *Rhinotermes*; synonymy; characters.
- Prestwich, 1979b: 463 • *Rhinotermes*; chemical defense; frontal gland.
- Roonwal et al., 1979b: 351 • *Rhinotermes*; wing microsculpturing.
- Mill, 1982a: 255 • *Rhinotermes*; habitat; nest location; food; locality. Brazil.
- Mill, 1982b: 56 • *Rhinotermes*; habitat; nest location; food.
- Prestwich, 1983b: 291, 292, fig. 2 • *Rhinotermes*; defensive secretions; biochemistry; phylogeny.
- Roonwal, 1983b: 363 • *Rhinotermes*; wing microsculpturing.
- Chhotani, 1984: 111–113 • *Rhinotermes*; key; taxonomy; distribution and zoogeography; biology; ecology; nesting behavior.
- Carpenter, 1992: 142 • *Rhinotermes*; distribution.
- Constantino, 1998b: 160 • *Rhinotermes*; catalog.
- Fontes and Monteiro, 1998: 35, 36 • *Rhinotermes*; etymology and pronunciation.
- Constantino, 1999a: 396, 411 • *Rhinotermes*; key; biology; distribution.
- Thorne et al., 2000: 80 • *Rhinotermes*; number of fossil species; age; distribution.
- Constantino, 2002a: 18, 20 • *Rhinotermes*; key.
- Maiti, 2006: 15, 235 • *Rhinotermes*; key; synonymy; key to species.

▲ 5 living species, 1 fossil species.

🌐 🌐 DISTRIBUTION: Neotropical Region; Palaearctic Region.

***Rhinotermes hispidus* Emerson, 1925**

***Rhinotermes (Rhinotermes) hispidus* Emerson, 1925: 350–352 (major, minor soldier), fig. 40.**

TYPE DATA: Holotype: AMNH major soldier. Paratypes: AMNH major, minor soldiers, workers.

TYPE LOCALITY: Guyana (British Guiana): Kartabo.

- Wheeler, 1936: 189 • *Rhinotermes hispidus*; listed.
- Snyder, 1949a: 97 • *Rhinotermes hispidus*; catalog. Guyana.
- Mathur and Thapa, 1962a: 32 • *Rhinotermes hispidus*; collection catalog. Guyana.
- Van Boven, 1969a: 41 • *Rhinotermes hispidus*; listed. Guyana.
- Araujo, 1977c: 29 • *Rhinotermes hispidus*; catalog. Guyana.
- Prestwich and Collins, 1980: 5001–5002 • *Rhinotermes hispidus*; defensive secretions; biochemistry.
- Prestwich and Collins, 1981c: 2363–2385 • *Rhinotermes hispidus*; defensive secretions; biochemistry.
- Prestwich, 1982b: 88 • *Rhinotermes hispidus*; defensive secretions; biochemistry.
- Prestwich and Collins, 1982: 157–161 • *Rhinotermes hispidus*; defensive secretions; biochemistry.
- Fontes, 1983: 139 • *Rhinotermes hispidus*; additions and corrections to Araujo's catalog, 1977c.
- Prestwich, 1983b: 291 • *Rhinotermes hispidus*; defensive secretions; biochemistry.
- Prestwich, 1984a: table 1 • *Rhinotermes hispidus*; checklist; ecology; defense mode; chemicals; distribution.
- Prestwich, 1985b: 451 • *Rhinotermes hispidus*; defensive chemicals; biochemistry.
- Bandeira, 1990: 225–241, table 1 • *Rhinotermes hispidus*; ecology; distribution.
- Constantino, 1991c: 192, figs. 5, 8 • *Rhinotermes hispidus*; major, minor soldier figured; biology; locality. Brazil: Amazonia State.
- Constantino and Canello, 1993: 403 • *Rhinotermes hispidus*; distribution. Brazil: Amazonia.
- Constantino, 1998b: 160 • *Rhinotermes hispidus*; catalog. Brazilian Amazonia; Guyana.
- Fontes, 1998: 332 • *Rhinotermes hispidus*; catalog; distribution. Brazil; Guyana.
- Schlemmermeyer and Canello, 2000: 307 • *Rhinotermes hispidus*; discussion.
- Issa, 2000: 380 • *Rhinotermes hispidus*; checklist; distribution. Venezuela.
- Ensaf et al., 2002c: 138 • *Rhinotermes hispidus*; characters.
- Lo et al., 2004: 365–371 • *Rhinotermes hispidus*; phylogeny; COI, COII, 16S rRNA sequences.
- Maiti, 2006: 236, fig. 137 • *Rhinotermes hispidus*; key; synonymy; major, minor soldier described and figured; distribution. Guyana.

🌐 DISTRIBUTION: Neotropical Region—Brazil: Amazonas; Guyana; Venezuela.

***Rhinotermes manni* Snyder, 1924**

***Rhinotermes manni* Snyder, 1924j (minor soldier), pl. 3: fig. 4 [Snyder, 1926e: 9 (imago, major and minor soldier, pl. 1: figs. 2, 5) gives a detailed description of *manni* as a new species, with selection of type locality and type specimen. However, in 1924j Snyder, in a nontaxonomic paper on soldier adaptations provides a figure of the minor soldier head, which, according to ICZN, 1999, art. 12.2.7 makes the name available. Therefore, the date for this species is 1924, not, as heretofore mentioned in the literature, 1926].**

TYPE DATA: Syntypes: minor soldier illustrated by Snyder 1924j under ICZN, 1999, arts. 72.5.6 and 73.1.4 [major soldier USNM No. 27647 selected by Snyder 1926e as the holotype has no type status; associated minor soldiers collected on October 21 by Dr. W.N. Mann from Rurrenabaque, Bolivia, figured and mentioned in 1924j and 1926e are part of the syntype series], AMNH minor soldier, major soldiers, workers.

TYPE LOCALITY: Bolivia: Rurrenabaque.

- Snyder, 1926e: 9–12, pl. 1: figs. 2, 5 • *Rhinotermes manni*; incorrectly described as n. sp.; imago, major, minor soldier described; major, minor soldier figured. Bolivia [minor soldier figure same as Snyder 1924j].
- Snyder, 1949a: 97 • *Rhinotermes manni*; catalog. Bolivia.
- Araujo, 1977c: 29 • *Rhinotermes manni*; catalog. Bolivia [incorrect date].
- Constantino, 1998b: 160 • *Rhinotermes manni*; catalog. Bolivia [incorrect date].
- Schlemmermeyer and Canello, 2000: 307 • *Rhinotermes manni*; discussion.
- Ensaf et al., 2002c: 138 • *Rhinotermes manni*; characters.
- Maiti, 2006: 237–238, fig. 138 • *Rhinotermes manni*; key; synonymy; imago, major, minor soldier described; major, minor soldier figured; distribution. Bolivia [based on Snyder's description].

🌐 DISTRIBUTION: Neotropical Region—Bolivia.

Rhinotermes marginalis (Linnaeus, 1758)

Hemerobius marginalis Linnaeus, 1758: 550 (imago).

TYPE DATA: Syntype(s) (depository unknown): imago.

TYPE LOCALITY: “America”; Hagen, 1858c indicates Suriname as type locality.

- Linné [Linnaeus], 1767: 912 • *Hemerobius marginalis*; description; locality. “America.”
- Rossi, 1790: 13 • *Hemerobius marginalis*; synonymy; imago described.
- Latreille, 1794: 84 • *Hemobrobis marginalis*; listed.
- Latreille, 1804: 61–62 • *Hemerobius marginalis*; cited in synonymy with *Termes nasutum*, following De Geer, 1773.
- Latreille, 1805: 69 • *Hemerobius marginalis*; cited in synonymy with *Termes nasutum*, following De Geer, 1773.
- Latreille, 1819: 95 • *Hemerobius marginalis*; cited in synonymy with *Termes nasutum*, following De Geer, 1773.
- Hagen, 1855: 272, 277, 281, 283, 287 • *Hemerobius marginalis*; discussion.
- Hagen, 1858c: 234–236, 243 • *Termes (Rhinotermes) marginalis*; imago described; synonymy; distribution; new combination. Suriname.
- Hagen, 1858b: 33 • *Termes (Rhinotermes) marginalis*; imago described; synonymy; distribution. Suriname.
- Hagen, 1861b: 301 • *Termes marginalis*; synonymy; distribution.
- Hagen, 1862a: 60 • *Hemerobius marginalis*; listed.
- Girard, 1879: 294 • *Termes marginalis*; discussion.
- Desneux, 1904b: 28 • *Rhinotermes marginalis*; reference list; synonymy; new combination. Suriname.
- Holmgren, 1906: 537–540, 622, 699, fig. F • *Rhinotermes marginalis*; imago, soldier, worker, neotenic, nymphal instars described; imago figured; distribution. Guyana; Peru.
- Holmgren, 1909b: 93, 94, 163, figs. 25, 26, 48 • *Rhinotermes marginalis*; anatomy; imago, soldier head, gut figured.
- Holmgren, 1911a: 80, pl. 6: fig. 5 • *Rhinotermes (Rhinotermes) marginalis*; listed; imago figured.
- Banks, 1918: 666 • *Rhinotermes marginalis*; locality. Guyana.
- Banks, 1919: 480, pl. 1: figs. 1, 5 • *Rhinotermes marginalis*; soldier described and figured. Haiti.
- Fuller, 1924c: 360, 363 • *Rhinotermes marginalis*; discussion on synonymy.
- Emerson, 1925: 305, 311, 348–350, fig. 39 • *Rhinotermes (Rhinotermes) marginalis*; synonymy; reference list; imago, soldier described and figured; key. Guyana; Haiti; Martinique; Peru; Suriname.
- Bequaert, 1925: 293 • *Rhinotermes nasutus* [misidentification]; ecology; locality. Brazil.
- Snyder, 1926e: 12 • *Rhinotermes marginalis*; locality. Bolivia.

- Kemner, 1934a: 24 • *Hemerobius marginalis*; remarks.
- Snyder, 1949a: 97 • *Rhinotermes marginalis*; catalog; reference list; synonymy. Bolivia; Guyana; Haiti; Martinique; Peru; Suriname; West Indies.
- Ahmad, 1950: 81, fig. 7 • *Rhinotermes marginalis*; worker mandibles figured.
- Emerson, 1955: 493 • *Rhinotermes marginalis*; listed.
- Snyder, 1956b: 190, 193, 194, 196, 199 • *Rhinotermes marginalis*; key; distribution. Dominican Republic; Haiti; Martinique.
- Gonçalves and Silva, 1962: 196 • *Rhinotermes marginalis*; checklist; biology; locality. Brazil.
- Mathur and Thapa, 1962a: 32 • *Rhinotermes marginalis*; collection catalog. Guyana.
- Dourojeanni, 1964: 83 • *Rhinotermes marginalis*; synonymy; distribution.
- Buchli, 1966: 590 • *Rhinotermes marginalis*; fungal parasites.
- Quennedey and Deligne, 1975: 258, figs. 24–29 • *Rhinotermes marginalis*; soldier head figured; frontal gland; fontanelle; labrum; defense.
- Araujo, 1977c: 29 • *Rhinotermes marginalis*; catalog; synonymy. Bolivia; Brazil; Guyana; Haiti; Martinique; Peru; Suriname.
- Mathews, 1977: 91 • *Rhinotermes marginalis*; swarming; remarks. Brazil.
- Roonwal et al., 1979b: 338–339, fig. 6 • *Rhinotermes marginalis*; wing microsculpturing.
- Deligne et al., 1981: fig. 15C • *Rhinotermes marginalis*; soldier head figured; defense.
- Prestwich, 1982b: 88 • *Rhinotermes marginalis*; defensive secretions; biochemistry.
- Blum et al., 1982: 731–733 • *Rhinotermes marginalis*; defensive secretions.
- Prestwich and Collins, 1982: 147–161 • *Rhinotermes marginalis*; defensive secretions; biochemistry.
- Prestwich, 1983b: 291 • *Rhinotermes marginalis*; defensive secretions; biochemistry.
- Prestwich, 1984a: table 1 • *Rhinotermes marginalis*; checklist; ecology; defense mode; chemicals; distribution.
- Prestwich, 1985b: 451 • *Rhinotermes marginalis*; defensive chemicals; biochemistry.
- Bandeira, 1990: 225–241, table 1 • *Rhinotermes marginalis*; ecology; distribution.
- Constantino, 1991c: 192, figs. 4, 7 • *Rhinotermes marginalis*; major, minor soldier figured; biology; locality. Brazil: Amazonia State.
- Darlington, 1992: 104–109 • *Rhinotermes marginalis*; distribution; ecology. Guadeloupe.
- Constantino and Canello, 1993: 403 • *Rhinotermes marginalis*; distribution. Brazil: Amazonia.
- Scheffrahn et al., 1994: 215, 218, 219, 220, 222, 232 • *Rhinotermes marginalis*; distribution. Barbados; Guadeloupe; Hispaniola: Dominican Republic, Haiti; Martinique.
- Martius, 1997: 361–371 • *Rhinotermes marginalis*; ecology; nutrition; nest type; locality. Brazil.
- Constantino, 1998b: 160 • *Rhinotermes marginalis*; catalog; synonymy. Amazonia, central Brazil; Barbados; Guadeloupe; Guianas; Hispaniola; Martinique.
- Fontes, 1998: 332 • *Rhinotermes marginalis*; catalog; distribution. Brazil.
- Constantino, 1999a: figs. 36, 37 • *Rhinotermes marginalis*; major, minor soldier figured.
- Schlemmermeyer and Canello, 2000: 307, 310 • *Rhinotermes marginalis*; discussion.
- Constantino, 2002c: 357, table 2 • *Rhinotermes marginalis*; checklist; damage; distribution. Amazonia; Guianas.
- Constantino, 2002a: figs. 50–51 • *Rhinotermes marginalis*; soldier figured.
- Davies, 2002: 241 • *Rhinotermes marginalis*; checklist; ecology; feeding groups; distribution. French Guiana.
- Ensaf et al., 2002c: 138 • *Rhinotermes marginalis*; characters.
- Fontes and Milano, 2002: 117 • *Rhinotermes marginalis*; damage in urban areas. Brazil.
- Milano and Fontes, 2002: 51, figs. 2e, f • *Rhinotermes marginalis*; major, minor soldiers; damage in urban areas; distribution. Brazil.
- Davies et al., 2003a: 522 • *Rhinotermes marginalis*; checklist; ecology; feeding groups; distribution. French Guiana.
- Ensaf et al., 2003b: 477–478 • *Rhinotermes marginalis*; soldier described; distribution. French Guiana.
- Ensaf et al., 2004: 284 • *Rhinotermes marginalis*; checklist; distribution. French Guiana.

- Lo et al., 2004: 365–371 • *Rhinotermes marginalis*; phylogeny; COI, COII, 16S rRNA sequences.
- Maiti, 2006: 238–239 • *Rhinotermes marginalis*; key; synonymy; major soldier described; distribution. Bolivia; Guyana; Haiti; Martinique; Peru; Suriname.
- Noda et al., 2007: 1257–1266 • *Rhinotermes marginalis*; endosymbiotic bacteria; cospeciation; phylogeny.

Perla nasuta De Geer, 1773: 568 (imago), pl. 27: figs. 6–7 [*Hemerobius marginalis* Linnaeus (1767, 12th Edition, p. 912) cited in synonymy].

TYPE DATA: Syntypes (depository unknown): imagoes.

TYPE LOCALITY: Suriname.

- De Geer, 1780: 367 • *Perla nasuta*; German translation of De Geer, 1773.
- De Geer, 1783b: 200 • *Perlam nasutam*; Latin translation of De Geer, 1773.
- Latreille, 1804: 61–62 • *Termes nasutum* (“Termès à Nez”); characters; synonymy; discussion; *Hemerobius marginalis*; cited in synonymy with *Termes nasutum*, following De Geer, 1773.
- Latreille, 1805: 69 • *termes* [sic] *nasutum* (“T. à Nez”); description; *Hemerobius marginalis*; cited in synonymy with *Termes nasutum*, following De Geer, 1773.
- Illiger, 1807: 16 • *Perla nasuta*; synonymized with *marginalis*; also cited by Hagen, 1858c: 234 as a synonym.
- Latreille, 1819: 95 • *Termes nasutum* (“Termès à Nez”); synonymy; characters; discussion; *Hemerobius marginalis*; cited in synonymy with *Termes nasutum*, following De Geer, 1773.
- Burmeister, 1839: 764–765 • *Termes nasutus*; synonymy; imago described; locality. Suriname.
- Hagen, 1855: 272, 277, 281, 283, 287 • *Perla nasuta*; also *Termes nasutum*; discussion.

🌐 DISTRIBUTION: Neotropical Region—Barbados; Bolivia; Brazil: Pará; French Guiana; Guadeloupe; Guyana; Haiti; Martinique; Peru; Suriname.

†*Rhinotermes miocenicus* Nel and Paicheler, 1993

†*Rhinotermes miocenicus* Nel and Paicheler, 1993: 162–164 (imago), figs. 108–110 [described as questionably in *Rhinotermes*].

TYPE DATA: Holotype: CMFE No. G789 imago.

TYPE LOCALITY: Italy: Alba.

- Schlemmermeyer and Canello, 2000: 310 • *Rhinotermes miocenicus*; discussion.

🌐 DISTRIBUTION: Palaearctic Region—Italy.

✳ Fossil Record: Cenozoic–Neogene: Miocene: Messinian.

Rhinotermes nasutus (Perty, 1833)

Termes nasutus Perty, 1833: 127–128 (imago), table 25, fig. 10.

TYPE DATA: Holotype: ZSM imago.

TYPE LOCALITY: Northern Brazil.

- Walker, 1853: 506–507 • *Termes nasutus*; imago described; synonymy; distribution.
- Hagen, 1855: 119, 141, 290, 296 • *Termes nasutus*; discussion.
- Hagen, 1858c: 237–238, 243, 284, pl. 2: fig. 14, pl. 3: fig. 1 • *Termes (Rhinotermes) nasutus*; imago described and figured; synonymy; distribution.
- Hagen, 1858b: 33 • *Termes (Rhinotermes) nasutus*; imago described; synonymy; distribution. Brazil.


- Hagen, 1861b: 301 • *Termes nasutus*; synonymy; distribution.
- Hagen, 1862a: 60 • *Termes nasutus*; discussion.
- Girard, 1879: 294 • *Termes nasutus*; discussion.
- Desneux, 1904b: 28 • *Rhinotermes nasutus*; reference list; new combination. Brazil.
- Holmgren, 1906: 670 • *Rhinotermes nasutus*; distribution. Brazil.
- Holmgren, 1911a: 80, pl. 6: figs. 6, 7 • *Rhinotermes (Rhinotermes) nasutus*; listed; soldier figured.
- Holmgren, 1912a: 19, fig. 2 • *Rhinotermes nasutus*; soldier mandibles figured.
- Fuller, 1924c: 363 • *Rhinotermes nasutus*; discussion on validity.
- Emerson, 1925: 347, fig. 38 • *Rhinotermes (Rhinotermes) nasutus*; synonymy; reference list; imago described and figured. Brazil; Guyana; Peru; Suriname.
- Silvestri, 1934: fig. 19: 8–11 • *Rhinotermes nasutus*; soldier figured.
- Snyder, 1949a: 97, 98 • *Rhinotermes nasutus*; catalog; reference list. Bolivia; Brazil; Guyana; Peru; Suriname.
- Vittal, 1959: 45, table 1 • *Rhinotermes nasutus*; protozoa.
- Mathur and Thapa, 1962a: 32 • *Rhinotermes nasutus*; collection catalog. Bolivia; Guyana.
- Dourojeanni, 1964: 83 • *Rhinotermes nasutus*; synonymy; distribution.
- Araujo, 1970d: 544–545 • *Rhinotermes nasutus*; biology; distribution.
- Roonwal, 1970b: fig. 13e • *Rhinotermes nasutus*; major soldier pronotum figured.
- Araujo, 1977c: 29 • *Rhinotermes nasutus*; catalog; synonymy. Bolivia; Brazil; Guyana; Peru; Suriname.
- Salick et al., 1983: 1–7 • *Rhinotermes nasutus*; ecology; rainforest. Brazil.
- Bennett and Alam, 1985: 7 • *Rhinotermes nasutus*; damage; locality. Barbados.
- Roonwal and Chhotani, 1989: fig. 47e • *Rhinotermes nasutus*; soldier pronotum figured.
- Constantino and Canello, 1993: 403 • *Rhinotermes nasutus*; distribution. Brazil: Amazonia.
- Noirot, 1995b: 197–226 • *Rhinotermes nasutus*; gut morphology.
- Constantino, 1998b: 160–161 • *Rhinotermes nasutus*; catalog; synonymy. Bolivia; Brazil: Amazonia; Guianas; Peru.
- Schlemmermeyer and Canello, 2000: 307 • *Rhinotermes nasutus*; discussion.
- Ensaf et al., 2002c: 137–138 • *Rhinotermes nasutus*; soldier described; first record. French Guiana.
- Ensaf et al., 2004: 284 • *Rhinotermes nasutus*; checklist; distribution. French Guiana.
- Maiti, 2006: 239–240, fig. 139 • *Rhinotermes nasutus*; key; synonymy; imago, minor soldier described and figured [based on Emerson's description]; distribution. Peru; Brazil; Bolivia; Suriname; Guyana.

Rhinotermes taurus Desneux, 1904a: 146–147 (soldier).

TYPE DATA: Syntypes: RIB soldiers.

TYPE LOCALITY: Suriname.

- Desneux, 1904b: 28 • *Rhinotermes taurus*; reference list. Suriname.
- Holmgren, 1906: 531–537, 619–622, 670, figs. B–E • *Rhinotermes taurus*; imago, soldier, nymphal instars described and figured; distribution. Peru; Guyana.
- Silvestri, 1909b: pl. 18, figs. 67, 68 • *Rhinotermes taurus*; imago, soldier figured.
- Holmgren, 1909b: 94, 95, 96, figs. 27, 28, 29, 30 • *Rhinotermes taurus*; anatomy; soldier, worker head figured.
- Holmgren, 1911a: 80 • *Rhinotermes taurus*; synonymized with *nasutus*.
- Snyder, 1926e: 13 • *Rhinotermes taurus*; locality. Bolivia.
- Grassé, 1949: fig. 183 • *Rhinotermes taurus*; soldier, worker figured.
- Mathot, 1979: 13 • *Rhinotermes taurus*; collection catalog; types listed.

 DISTRIBUTION: Neotropical Region—Barbados; Bolivia; Brazil; Dominican Republic; French Guiana; Guyana; Haiti; Martinique; Peru; Suriname.

Schedorhinotermes Silvestri, 1909

Schedorhinotermes Holmgren, 1911a: 289.

TYPE SPECIES: *Rhinotermes intermedius* Brauer, 1865 by original designation.

- Brauer, 1868: 392, 393 • *Rhinotermes* [part]; key; *Termes* [part]; key.
- Froggatt, 1897a: 539–540 • *Rhinotermes*; characters.
- Sjöstedt, 1900a: 49 • *Rhinotermes*; imago, soldier, worker characters; distribution.
- Froggatt, 1905: 23 • *Rhinotermes*; characters.
- Holmgren, 1911a: 79 • *Rhinotermes* (*Schedorhinotermes*); characters; key; species included.
- Holmgren, 1913c: 82 • *Schedorhinotermes*; key to species.
- Warren, 1919: 2 • *Schedorhinotermes*; distribution; *Rhinotermes* [part]; distribution.
- Fuller, 1921: 20, 22, 24 • *Schedorhinotermes*; key.
- Snyder, 1925g: 404 • *Rhinotermes* (*Schedorhinotermes*); characters; distribution.
- Sjöstedt, 1926d: 51 • *Schedorhinotermes*; reference list.
- Bathellier, 1927: 138 • *Rhinotermes* (*Schedorhinotermes*); characters.
- Emerson, 1928b: 406, 420, 425 • *Rhinotermes* (*Schedorhinotermes*); key; distribution; discussion.
- Light, 1930f: 17, 18 • *Schedorhinotermes*; key.
- Hill, 1933a: 1 • *Rhinotermes* (*Schedorhinotermes*); characters.
- Kemner, 1934b: 50–51 • *Schedorhinotermes*; synonymy.
- Hare, 1937: 474, pl. 1 • *Schedorhinotermes*; phylogeny.
- Harris, 1941: 202 • *Schedorhinotermes*; key.
- Hill, 1942: 14, 175–176 • *Rhinotermes* (*Schedorhinotermes*); key; synonymy; imago, minor soldier diagnosed.
- Snyder, 1949a: 89 • *Schedorhinotermes*; catalog; reference list.
- Ratcliffe et al., 1952: 54, 91–93 • *Rhinotermes*; key; biology; species included.
- Lal and Menon, 1953: 32 • *Rhinotermes* (*Schedorhinotermes*); catalog; reference list.
- Emerson, 1955: 509 • *Schedorhinotermes*; number of species; distribution.
- Weidner, 1955f: 70 • *Schedorhinotermes*; number of species; distribution.
- Ahmad, 1958: 59, 60 • *Schedorhinotermes*; key.
- Calaby and Gay, 1959: 212 • *Schedorhinotermes*; zoogeography; number of species.
- Webb, 1961: 9 • *Schedorhinotermes*; key.
- Tsai and Chen, 1964b: 57, 69 • *Schedorhinotermes*; key; characters.
- Ahmad, 1965: 7, 8 • *Schedorhinotermes*; key.
- Bouillon and Mathot, 1965: 20, 76, 77, pl. 6: fig. 9c • *Schedorhinotermes*; characters; imago/worker mandibles figured.
- Bouillon and Mathot, 1966: 4 • *Schedorhinotermes*; species included.
- Harris, 1968b: 103 • *Schedorhinotermes*; distribution.
- Roonwal and Bose, 1970a: 119 • *Schedorhinotermes*; key.
- Bess, 1970: 469 • *Schedorhinotermes*; number of species; distribution. Oceanic Islands.
- Bouillon and Mathot, 1971: table • *Schedorhinotermes*; number of species in Ethiopian Region; soldier measurements.
- Chaudhry et al., 1972: 20 • *Schedorhinotermes*; characters.
- Coaton and Sheasby, 1972: 24, 59, 101, figs. 11, 34, pl. 16 • *Schedorhinotermes*; soldier figured; key; ecology; biology; distribution. Namibia.
- Chhotani and Bose, 1973: 233 • *Schedorhinotermes*; distribution. Indian region.
- Sen-Sarma, 1974: 454 • *Schedorhinotermes*; ecology and biogeography.
- Akhtar, 1975: 35, 36 • *Schedorhinotermes*; key.
- Morimoto, 1975b: 15 • *Schedorhinotermes*; key.
- Morimoto, 1975c: 56 • *Schedorhinotermes*; remarks.
- Quennedey, 1975a: 81–98 • *Schedorhinotermes*; soldier labrum; sensillae; histology.

- Quennedey and Deligne, 1975: 261, 262, 263, 264 • *Schedorhinotermes*; frontal gland; fontanelle; labrum; defense; phylogeny.
- Abe, 1979: 128, 132 • *Schedorhinotermes*; ecology.
- Prestwich, 1979b: 463 • *Schedorhinotermes*; chemical defense; frontal gland; biochemistry.
- Prestwich, 1979d: 131–133 • *Schedorhinotermes*; secretions; biochemistry; defense.
- Roonwal et al., 1979b: 351 • *Schedorhinotermes*; wing microsculpturing.
- Quennedey, 1982: 463–467 • *Schedorhinotermes*; frontal, sternal gland; histology.
- Prestwich, 1983b: 291, 292, fig. 2 • *Schedorhinotermes*; defensive secretions; pheromones; biochemistry; phylogeny.
- Roonwal and Verma, 1983: 31 • *Schedorhinotermes*; wing microsculpturing.
- Roonwal, 1983b: 363 • *Schedorhinotermes*; wing microsculpturing.
- Chhotani, 1984: 111–113 • *Schedorhinotermes*; key; taxonomy; distribution and zoogeography; biology; ecology; nesting behavior.
- Abe, 1984: 71 • *Schedorhinotermes*; distribution.
- Collins, 1984: 77 • *Schedorhinotermes*; key.
- Prestwich, 1984a: 207, fig. 2 • *Schedorhinotermes*; defensive chemicals.
- Chhotani, 1985: 93–94 • *Schedorhinotermes*; distribution and zoogeography.
- Prestwich, 1985b: 446, 449 • *Schedorhinotermes*; trail pheromones; defensive chemicals; biochemistry.
- Chhotani, 1986: 22, 24, 27 • *Schedorhinotermes*; Oriental Region distribution and zoogeography.
- Abe, 1987: 127 • *Schedorhinotermes*; ecology; nest distribution.
- Huang et al., 1989: 201, 209–210 • *Schedorhinotermes*; key; characters; distribution.
- Roonwal and Chhotani, 1989: 532–537 • *Schedorhinotermes*; synonymy; characters; distribution and composition; key to species.
- Watson and Abbey, 1993b: 3 • *Schedorhinotermes*; remarks; Australian species.
- Maiti and Chakraborty, 1994: 9 • *Schedorhinotermes*; key.
- Maiti et al., 1995: 438 • *Schedorhinotermes*; key.
- Sands, 1998: 26, 76–78, figs. 112–125 • *Schedorhinotermes*; key; worker described; worker mandibles, gut figured; biology and economic status; distribution.
- Bose, 1999: 24–25, 143 • *Schedorhinotermes*; key; distribution.
- Huang et al., 2000: 275, 288–290 • *Schedorhinotermes*; key; characters; distribution; synonymy.
- Uys, 2002: 33, 39–40, fig. 84 • *Schedorhinotermes*; key; species included; diagnosis; biology; distribution. South Africa.
- Sornnuwat et al., 2004: 356, 358 • *Schedorhinotermes*; key; number of species. Thailand.
- Maiti, 2006: 180–185 • *Schedorhinotermes*; key; synonymy; characters; key to species; distribution.
- Bourguignon and Roisin, 2011: 78 • *Schedorhinotermes*; characters; key; distribution.

▲ 34 species.

🌐 DISTRIBUTION: Australian Region; Ethiopian Region; Oriental Region; Papuan Region.

Schedorhinotermes actuosus (Hill, 1933)

Rhinotermes intermedius actuosus Hill, 1933a: 7–8 (imago, major, minor soldier), pl. 2: fig. 5, pl. 3: fig. 6.

TYPE DATA: Lectotype: NMV No. T-10851 major soldier. Paralectotypes: NMV imagoes, soldiers, workers, ANIC No. 10 17682 imagoes, soldiers, workers, AMNH imagoes, soldiers, workers, AMNH soldiers, workers [not type locality], AMNH soldiers, workers [not type locality], FRI imagoes, soldiers, workers, ZSI imago.

LECTOTYPE DESIGNATION: Hill, 1942: 185 [inadvertent selection by inference of “holotype” (ICZN, 1999, art. 74.6)].

TYPE LOCALITY: Australia: Northern Territory: Darwin.

- Froggatt, 1897a: 542 • *Rhinotermes reticulatus* [part] imago, soldier, worker described [Central Australia only].
- Froggatt, 1905: 23 • *Rhinotermes reticularis* [sic] [part]; soldier description [Central Australia only].
- Hill, 1915: 109–111 • *Rhinotermes reticulatus* [misidentification]; biology; nest described; locality. Australia.
- Hill, 1942: 183–185, fig. 94, pl. 3: fig. 2 • *Rhinotermes* (*Schedorhinotermes*) *intermedius actuosus*; imago, soldier described and figured; synonymy; distribution, biology. Australia.
- Snyder, 1949a: 91 • *Schedorhinotermes intermedius actuosus*; catalog; reference list; new combination. Australia.
- Ratcliffe et al., 1952: 94 • *Rhinotermes intermedius actuosus*; characters; distribution.
- Roonwal and Pant, 1953: 48 • *Schedorhinotermes intermedius actuosus*; collection catalog. Australia.
- Calaby and Gay, 1959: 215 • *Schedorhinotermes intermedius actuosus*; ecology.
- Mathur and Thapa, 1962a: 33 • *Schedorhinotermes intermedius actuosus*; collection catalog. Australia.
- Ferrar and Watson, 1970: 101 • *Schedorhinotermes actuosus*; checklist; ecology; distribution. Australia.
- Gay and Calaby, 1970: 407 • *Schedorhinotermes intermedius actuosus*; biology; distribution. Australia.
- Sleeman and Brewer, 1972: 347–373 • *Schedorhinotermes actuosus*; *stat. nov.*, nest microstructure.
- Watson et al., 1973: 122 • *Schedorhinotermes actuosus*; ecology; feeding preferences.
- Watson et al., 1978b: 102, 104, 106 • *Schedorhinotermes actuosus*; distribution; ecology.
- Roonwal et al., 1979b: 336, figs. 5A, B • *Schedorhinotermes intermedius actuosus*; wing microsculpturing.
- Watson and Gay, 1991: fig. 20.10E • *Schedorhinotermes actuosus*; major soldier figured.
- Abensperg-Traun, 1993: 37 • *Schedorhinotermes actuosus*; foraging; defense.
- Watson and Abbey, 1993b: 44, fig. 61 • *Schedorhinotermes actuosus*; distribution map.
- Miller, 1994b: 317–318 • *Schedorhinotermes actuosus*; nest and queen migration.
- Sugimoto et al., 1997: 211, 213, 216, 218 • *Schedorhinotermes actuosus*; methane and hydrogen emissions. Australia.
- Sands, 1998: 78, 334, figs. 112–114 • *Schedorhinotermes intermedius actuosus*; worker mandibles figured; locality. Australia.
- Tayasu et al., 1998: 536–542 • *Schedorhinotermes actuosus*; nitrogen fixation; isotope effect; humification; feeding; phylogeny; checklist. Australia: Darwin.
- Watson et al., 1998: 195, fig. 8 • *Schedorhinotermes actuosus*; soldier figured; catalog; synonymy; distribution; ecology. Australia.
- Schlemmermeyer and Canello, 2000: 306 • *Schedorhinotermes actuosus*; discussion.
- Dawes-Gromadzki and Spain, 2003: 449–456 • *Schedorhinotermes actuosus*; ecology; foraging; seasonality.
- Dawes-Gromadzki, 2003: 397–404 • *Schedorhinotermes actuosus*; ecology; foraging.
- Dawes-Gromadzki, 2005: 152–157 • *Schedorhinotermes actuosus*; ecology; feeding and nesting groups.
- Maiti, 2006: 193–194, fig. 114 • *Schedorhinotermes intermedius actuosus*; key; synonymy; imago, major, minor soldier described; major soldier figured; distribution. Australia.

🌐 DISTRIBUTION: Australian Region—Australia: New South Wales, Northern Territory, Queensland, South Australia, Western Australia; Bathurst Island, Groote Eylandt, Melville Island, Rimbija Island, Torres Strait Islands.

Schedorhinotermes bidentatus (Oshima, 1920)

Rhinotermes (Schedorhinotermes) bidentatus Oshima, 1920b: 494–495 (major, minor soldier, worker), pl. 2: figs. 1–2, pl. 3: figs. 9–10, 13–14.

TYPE DATA: Syntypes: AMNH major, minor soldiers, workers.

TYPE LOCALITY: Philippines: Panay: Antique Province: Culasi.

- Light, 1921a: 250 • *Rhinotermes (Schedorhinotermes) bidentatus*; distribution. Philippines.
- Light, 1930f: 20 • *Schedorhinotermes bidentatus*; synonymy; new combination. Philippines.
- Snyder, 1949a: 89 • *Schedorhinotermes bidentatus*; catalog; reference list. Philippines.
- Ahmad, 1958: 80, 82 • *Schedorhinotermes bidentatus*; key.
- Snyder and Francia, 1962: 64, 74 • *Schedorhinotermes bidentatus*; key; distribution; biology. Philippines.
- Morimoto, 1975c: 56 • *Schedorhinotermes bidentatus*; key; distribution.
- Chhotani, 1984: 119 • *Schedorhinotermes bidentatus*; listed; castes known; distribution. Philippines.
- Tho, 1992: 205 • *Schedorhinotermes bidentatus*; listed.
- Maiti and Chakraborty, 1994: 56 • *Schedorhinotermes bidentatus*; comparisons.
- Ahmad and Akhtar, 2002: 24 • *Schedorhinotermes bidentatus*; catalog. Philippines.
- Maiti, 2006: 185 • *Schedorhinotermes bidentatus*; key; synonymy; major, minor soldier described; distribution. Philippines [paraphrase of original description].

🌐 DISTRIBUTION: Oriental Region—Philippines: Panay.

Schedorhinotermes brachyiceps Kemner, 1931

Schedorhinotermes brachyiceps Kemner, 1931: 23–25 (major, minor soldier, worker), fig. 7.

TYPE DATA: Syntypes: ZMLU major, minor soldiers, workers, AMNH minor soldiers, workers.

TYPE LOCALITY: Indonesia: Moluccas: Ambon.

- Snyder, 1949a: 89 • *Schedorhinotermes brachyiceps*; catalog; reference list; synonymy. Indonesia: Amboina.
- Bess, 1970: 473 • *Schedorhinotermes brachyiceps*; listed. Papuan Region.
- Maiti, 2006: 185–186, fig. 105 • *Schedorhinotermes brachyiceps*; key; synonymy; major, minor soldier described and figured; distribution. Indonesia: Amboina [paraphrase of original description].

Schedorhinotermes amboinensis Kemner, 1934b: 24 [**nomen nudum**; probably a misprint for *brachyiceps*].

🌐 DISTRIBUTION: Papuan Region—Indonesia: Maluku (Moluccas): Amboina (Ambon).

Schedorhinotermes breinli (Hill, 1921)

Rhinotermes breinli Hill, 1921b: 449–454 (imago, soldier, worker), figs. 41–50.

TYPE DATA: Lectotype: NMV No. T-10852 major soldier. Paralectotypes: NMV imago ♀, minor soldier, worker, AMNH imagoes, soldiers, workers, AMNH imagoes, soldiers, workers [not type locality], NCIP imagoes, soldiers [not type locality; incorrectly cited as paratypes by Ruelle, 1975b], FRI imagoes, soldiers, workers, ZSI soldiers.

LECTOTYPE DESIGNATION: Hill, 1942: 188 [inadvertent selection by inference of “holotype” (ICZN, 1999, art. 74.6)].

TYPE LOCALITY: Australia: Queensland: Rollingstone.

- Hill, 1915: 111 • *Rhinotermes intermedius* [misidentification]; biology; locality. Australia.
- Hill, 1933a: 10–12, pl. 4: figs. 9, 10 • *Rhinotermes intermedius breinli*; imago, soldier described; soldier figured; locality. Australia.
- Hill, 1942: 186–188, figs. 95, 96 • *Rhinotermes (Schedorhinotermes) intermedius breinli*; imago, soldier described and figured; synonymy; distribution, biology. Australia.
- Snyder, 1949a: 91 • *Schedorhinotermes intermedius breinli*; catalog; reference list; new combination. Australia.
- Ratcliffe et al., 1952: 94 • *Rhinotermes intermedius breinli*; characters; distribution.
- Mathur and Thapa, 1962a: 33 • *Schedorhinotermes intermedius breinli*; collection catalog. Australia.
- Van Boven, 1969a: 41 • *Schedorhinotermes intermedius breinli*; listed. Australia.
- Gay and Calaby, 1970: 407–408 • *Schedorhinotermes intermedius breinli*; biology; distribution. Australia.
- Ruelle, 1975b: 5 • *Schedorhinotermes intermedius breinli*; types listed.
- Roonwal et al., 1979b: 336, figs. 5C, D • *Schedorhinotermes intermedius breinli*; wing microsculpturing.
- Miller, 1981: 130 • *Schedorhinotermes breinli*; queen, nest described; locality. Australia.
- Watson and Abbey, 1993b: 44, fig. 62 • *Schedorhinotermes breinli*; distribution map.
- Miller, 1994b: 317–318 • *Schedorhinotermes breinli*; nest and queen migration.
- Miller, 1994c: 319–320 • *Schedorhinotermes breinli*; two forms of minor soldiers described and figured; comparisons. Australia.
- Sugimoto et al., 1997: 211, 213, 216, 219 • *Schedorhinotermes breinli*; methane and hydrogen emissions. Australia.
- Tayasu et al., 1998: 536–542 • *Schedorhinotermes breinli*; nitrogen fixation; isotope effect; humification; feeding; phylogeny; checklist. Australia: Darwin.
- Watson et al., 1998: 195–196 • *Schedorhinotermes breinli*; catalog; synonymy; distribution; ecology. Australia.
- Dawes-Gromadzki, 2003: 397–404 • *Schedorhinotermes breinli*; ecology; foraging.
- Dawes-Gromadzki and Spain, 2003: 449–456 • *Schedorhinotermes breinli*; ecology; foraging; seasonality.
- Maiti, 2006: 194–195, fig. 115 • *Schedorhinotermes intermedius breinli*; key; synonymy; imago, major, minor soldier described; imago, minor soldier figured; distribution. Australia.

🌐 DISTRIBUTION: Australian Region—Australia: Northern Territory, Queensland, Western Australia.

Schedorhinotermes brevialatus (Haviland, 1898)

Termes brevialatus Haviland, 1898: 393–394 (imago, soldier, worker).

TYPE DATA: Syntypes [probable]: CUMZ No. 174 imagoes, soldiers, workers, AMNH imago, soldiers, workers.

TYPE LOCALITY: Malaysia: Borneo: Sarawak.

- Desneux, 1904b: 28 • *Rhinotermes brevialatus*; reference list; new combination. Malaysia: Borneo.
- Silvestri, 1909b: 290 • *Schedorhinotermes brevialatus*; new combination.
- Holmgren, 1911a: 79 • *Rhinotermes (Schedorhinotermes) brevialatus*; listed. Malaysia: Borneo.
- Holmgren, 1912a: 19, fig. 3 • *Rhinotermes brevialatus*; soldier mandible figured.
- Holmgren, 1913c: 85 • *Rhinotermes L.* [error for *S.* = (*Schedorhinotermes*)] *brevialatus*; imago, soldier, described; key; distribution. Malaysia: Borneo.
- Bugnion, 1913d: 168 • *Rhinotermes brevialatus*; antennal articles. Malaysia: Sarawak.
- Holmgren, 1914: 240 • *Rhinotermes (Schedorhinotermes) brevialatus*; remarks.
- Snyder, 1949a: 89 • *Schedorhinotermes brevialatus*; catalog; reference list. Malaysia: Borneo: Sarawak.
- Ahmad, 1958: 77, 80, 194 • *Schedorhinotermes brevialtus* [sic]; key.

- Mathur and Thapa, 1962a: 32 • *Schedorhinotermes brevialetus*; collection catalog. Malaysia.
- Harris, 1966a: 13 • *Schedorhinotermes brevialetus*; Haviland's types and type localities listed.
- Morimoto, 1975c: 57 • *Schedorhinotermes brevialetus*; key; distribution.
- Roonwal et al., 1979b: 335, fig. 4 • *Schedorhinotermes brevialetus*; wing microsculpturing.
- Thapa, 1982: 116–123, pls. 38–40 • *Schedorhinotermes brevialetus*; imago, soldier described and figured; synonymy; key. Indonesia; Malaysia.
- Chhotani, 1984: 119 • *Schedorhinotermes brevialetus*; listed; castes known; distribution. Malaysia.
- Tho, 1992: 205 • *Schedorhinotermes brevialetus*; listed.
- Eggleton et al., 1998a: 119–128 • *Schedorhinotermes brevialetus*; checklist; feeding; nest; ecology. Malaysia: Sabah.
- Eggleton et al., 1999b: 1795, table 1 • *Schedorhinotermes brevialetus*; checklist; ecology; feeding and nesting groups; distribution. Malaysia: Sabah.
- Homathevi and Bignell, 1999: 124, table 1 • *Schedorhinotermes brevialetus*; checklist; feeding and nesting groups; distribution. Malaysia: Sabah.
- Gathorne-Hardy et al., 2000b: 350 • *Schedorhinotermes brevialetus*; checklist; ecology; distribution. Indonesia: Sulawesi.
- Gathorne-Hardy et al., 2000a: 258 • *Schedorhinotermes brevialetus*; checklist; ecology; biogeography; distribution. Indonesia: Sumatra.
- Gathorne-Hardy et al., 2001: 391 • *Schedorhinotermes brevialetus*; checklist; ecology; distribution. Indonesia: Sumatra.
- Ahmad and Akhtar, 2002: 24 • *Schedorhinotermes brevialetus*; catalog. Indonesia: Java, Kalimantan; Malaysia: Mainland, Sabah, Sarawak.
- Homathevi et al., 2002: 234, table 1 • *Schedorhinotermes brevialetus*; checklist; ecology; feeding and nesting groups; distribution. Malaysia: Sabah.
- Jones and Prasetyo, 2002: 121, table 1 • *Schedorhinotermes brevialetus*; checklist; ecology; feeding and nesting groups; distribution. Indonesia: Kalimantan.
- Gathorne-Hardy, 2004: 117 • *Schedorhinotermes brevialetus*; checklist; distribution. Throughout Sunda region.
- Gathorne-Hardy et al., 2006: 607, table 1 • *Schedorhinotermes brevialetus*; checklist; ecology; feeding; fire conservation; distribution. Indonesia: Kalimantan.
- Maiti, 2006: 186–187, fig. 106 • *Schedorhinotermes brevialetus*; key; synonymy; imago, major, minor soldier described; soldier figured; distribution. Indonesia: Java, Kalimantan; Malaysia: Sabah, Sarawak.

🌐 DISTRIBUTION: Oriental Region—Indonesia: Java, Kalimantan, Sulawesi; Malaysia: Sabah, Sarawak.

Schedorhinotermes butteli (Holmgren, 1914)

Rhinotermes (Schedorhinotermes) butteli Holmgren, 1914: 241–242 (imago) [synonym of *sarawakensis* fide Emerson, card catalog (unpublished)].

TYPE DATA: Syntype: AMNH imago.

TYPE LOCALITY: Malaysia (Malacca): Taiping: Maxwell's Hill, 3400 ft.

- Snyder, 1949a: 90 • *Schedorhinotermes butteli*; catalog; reference list; new combination. Malaya.
- Ahmad, 1958: 77 • *Schedorhinotermes butteli*; key.
- Chhotani, 1984: 119 • *Schedorhinotermes butteli*; listed; castes known; distribution. Malaysia.
- Tho, 1992: 77, 198 • *Schedorhinotermes butteli*; listed.
- Ahmad and Akhtar, 2002: 24 • *Schedorhinotermes butteli*; catalog. Malaysia: Mainland.

🌐 DISTRIBUTION: Oriental Region—Malaysia: Mainland.

Schedorhinotermes derosus (Hill, 1933)

Rhinotermes intermedius derosus Hill, 1933a: 8–10 (imago, major, minor soldier), pl. 3: figs. 7, 8.

TYPE DATA: Lectotype: NMV No. T-10853 major soldier. Paralectotypes: NMV imago ♂, minor soldier, worker, ANIC No. 10 17683 major soldier, AMNH imago, soldiers, workers, AMNH imago [not type locality], AMNH soldiers, workers [not type locality], AMNH soldiers, workers [not type locality].

LECTOTYPE DESIGNATION: Hill, 1942: 189 [inadvertent selection by inference of “holotype” (ICZN, 1999, art. 74.6)].

TYPE LOCALITY: Australia: Western Australia: Derby.

- Mjöberg, 1920: 30 • *Rhinotermes reticulatus*; *Rhinotermes intermedius*; listed.
- Hill, 1942: 188–189 • *Rhinotermes* (*Schedorhinotermes*) *intermedius derosus*; imago, soldier described; synonymy; distribution; biology. Australia.
- Snyder, 1949a: 91 • *Schedorhinotermes intermedius derosus*; catalog; reference list; new combination. Australia.
- Ratcliffe et al., 1952: 94 • *Rhinotermes intermedius derosus*; characters; distribution.
- Watson, 1970: 173–178 • *Schedorhinotermes derosus*; *stat. nov.*; biology.
- Watson et al., 1978b: 102, 104 • *Schedorhinotermes derosus*; distribution; ecology.
- Watson and Abbey, 1993b: 45, fig. 63 • *Schedorhinotermes derosus*; distribution map.
- Watson et al., 1998: 196 • *Schedorhinotermes derosus*; catalog; synonymy; distribution; ecology. Australia.
- Maiti, 2006: 195 • *Schedorhinotermes intermedius derosus*; key; synonymy; imago, major, minor soldier described; distribution. Australia.

🌐 DISTRIBUTION: Australian Region—Australia: Northern Territory: Queensland, Western Australia.

Schedorhinotermes eleanorae Roonwal and Bose, 1970

Schedorhinotermes eleanorae Roonwal and Bose, 1970a: 125–132 (imago, soldier, pseudoworker), figs. 1–3.

TYPE DATA: Holotype: ZSI No. 3716/H8 soldier. Paratypes: ZSI Nos. 3717/H8, 3718/H8 imagoes, soldiers, pseudoworkers, FRI soldier, pseudoworker, AMNH soldier, pseudoworker.

TYPE LOCALITY: India: Andaman Islands: Little Andaman Island: 19 km south of Toikoibuea, Bedeabdulu.

- Chhotani, 1977a: 30 • *Schedorhinotermes eleanorae*; distribution. India.
- Bose, 1980: 100 • *Schedorhinotermes eleanorae*; distribution. India: Andaman Islands.
- Chhotani, 1984: 120 • *Schedorhinotermes eleanorae*; listed; castes known; distribution. India.
- Roonwal and Chhotani, 1989: 537–540, figs. 270–271 • *Schedorhinotermes eleanorae*; imago, soldier, pseudoworker described and figured; synonymy; key. India.
- Maiti and Chakraborty, 1994: 9, 42–43 • *Schedorhinotermes eleanorae*; key; synonymy; imago, soldier measurements; distribution. India: Andaman Islands.
- Ahmad and Akhtar, 2002: 24 • *Schedorhinotermes eleanorae*; catalog. India: Andaman Islands.
- Maiti, 2006: 189–190, fig. 109 • *Schedorhinotermes eleanorae*; key; synonymy; imago, minor soldier described; imago figured; distribution. India: Andaman Islands.

🌐 DISTRIBUTION: Oriental Region—India: Andaman and Nicobar Islands.

Schedorhinotermes fortignathus Xia and He, 1980

Schedorhinotermes fortignathus Xia and He, 1980: 177–179, 181 (major, minor soldier), figs. 17–24.

TYPE DATA: Holotype: SIES 09001291 major soldier. Paratypes: SIES soldiers, workers.

TYPE LOCALITY: China: Yunnan Province: Simao County.

- Gao and Lam, 1986: 81 • *Schedorhinotermes fortignathus*; checklist; distribution. China.
- Huang et al., 1989: 214–215, fig. 126 • *Schedorhinotermes fortignathus*; major, minor soldier described and figured; key. China: Yunnan.
- Gao et al., 1992a: 44 • *Schedorhinotermes fortignathus*; checklist; distribution. China: Yunnan.
- Hua, 2000: 25 • *Schedorhinotermes fortignathus*; listed. China: Yunnan.
- Huang et al., 2000: 290–293, fig. 125 • *Schedorhinotermes* [sic] *fortignathus*; major, minor soldier described and figured; key. China.
- Ahmad and Akhtar, 2002: 24 • *Schedorhinotermes fortignathus*; catalog. China.
- Maiti, 2006: 190–191, fig. 110 • *Schedorhinotermes fortignathus*; key; synonymy; major, minor soldier described and figured; distribution. China [paraphrase of original description].

🌐 DISTRIBUTION: Oriental Region—China: Yunnan.

Schedorhinotermes ganlanbaensis Xia and He, 1980

Schedorhinotermes ganlanbaensis Xia and He, 1980: 179–181 (major, minor soldier), figs. 25–32.

TYPE DATA: Holotype: SIES 09001362 major soldier. Paratypes: SIES soldiers, workers.

TYPE LOCALITY: China: Yunnan Province: Jinghong County.

- Gao and Lam, 1986: 81 • *Schedorhinotermes ganlanbaensis*; checklist; distribution. China.
- Huang et al., 1989: 217–218, fig. 128 • *Schedorhinotermes ganlanbaensis*; major, minor soldier described and figured; key. China: Yunnan.
- Gao et al., 1992a: 44 • *Schedorhinotermes ganlanbaensis*; checklist; distribution. China: Yunnan.
- Hua, 2000: 25 • *Schedorhinotermes ganlanbaensis*; listed. China: Yunnan.
- Huang et al., 2000: 292–294, fig. 126 • *Schedorhinotermes* [sic] *ganlanbaensis*; major, minor soldier described and figured; key. China.
- Ahmad and Akhtar, 2002: 24 • *Schedorhinotermes ganlanbaensis*; catalog. China.
- Maiti, 2006: 191–192, fig. 111 • *Schedorhinotermes ganlanbaensis*; key; synonymy; major, minor soldier described and figured; distribution. China [paraphrase of original description].

🌐 DISTRIBUTION: Oriental Region—China: Yunnan.

Schedorhinotermes holmgreni Emerson, 1949

Schedorhinotermes holmgreni Emerson, 1949b: 90 (imago, soldier, worker) [not a nomen nudum, as Emerson refers to four bibliographic references, the specimens in which all comprise the type series of *holmgreni*. Note that many specimens are in AMNH, but others are no doubt in other museums. A lectotype needs to be selected].

TYPE DATA: Syntypes: AMNH imago, soldier, workers (Indonesia: Sumatra, Tandjong Slamet; from Holmgren, 1914, as *medioobscurus*), AMNH soldiers, workers (Indonesia: Sumatra, Bahsoemboe; from Holmgren, 1914, as *medioobscurus*), AMNH soldiers, workers (Indonesia: Sumatra, Pajacombo; from John, 1925, as *longirostris*), FRI soldier, workers (Indonesia: Sumatra, Bahsoemboe).

TYPE LOCALITIES: Indonesia: Sumatra, Tandjong Slamet, Bahsoemboe, Pajacombo.

- Holmgren, 1914: 240, 241 • *Rhinotermes (Schedorhinotermes) brevialetus* form *medioobscurus* [misidentification]; imago described; distribution [Sumatra only]; *Rhinotermes (Schedorhinotermes) brevialetus* [misidentification]; characters; distribution [Sumatra record only]; *Rhinotermes (Schedorhinotermes) longirostris* [misidentification]; characters; distribution [Sumatra record only]; *Rhinotermes (Schedorhinotermes) translucens* [misidentification]; characters; distribution [Sumatra record only].
- John, 1925: 384 • *Rhinotermes (Schedorhinotermes) longirostris*; characters; distribution. [Sumatra only].
- Kemner, 1930b: 305 • *Schedorhinotermes longirostris* [misidentification]; biology. Indonesia: Sumatra.
- Snyder, 1949a: 90 • *Schedorhinotermes holmgreni*; catalog; reference list. Indonesia: Sumatra.
- Ahmad, 1958: 195 • *Schedorhinotermes holmgreni*; listed.
- Mathur and Thapa, 1962a: 33 • *Schedorhinotermes holmgreni*; collection catalog. Indonesia.
- Morimoto, 1975b: 16, fig. 31 • *Schedorhinotermes holmgreni*; major, minor soldier figured.
- Chhotani, 1984: 120 • *Schedorhinotermes holmgreni*; listed; castes known; distribution. Indonesia.
- Tho, 1992: 205 • *Schedorhinotermes holmgreni*; remarks; incorrectly cited as *nomen nudum*.
- Sands, 1998: 78 • *Schedorhinotermes holmgreni*; locality. Malaysia: Mainland.
- Gathorne-Hardy, 2004: 117 • *Schedorhinotermes holmgreni*; checklist; distribution. Indonesia: Sumatra.
- Maiti, 2006: 192, fig. 112 • *Schedorhinotermes holmgreni*; minor soldier figured.

🌐 DISTRIBUTION: Oriental Region—Indonesia: Sumatra.

***Schedorhinotermes insolitus* Xia and He, 1980**

***Schedorhinotermes insolitus* Xia and He, 1980: 175–177, 181 (major, minor soldier), figs. 9–16.**

TYPE DATA: Holotype: SIES 09001124 major soldier. Paratypes: SIES soldiers, workers.

TYPE LOCALITY: China: Yunnan Province: Jinghong County.

- Gao and Lam, 1986: 81 • *Schedorhinotermes insolitus*; checklist; distribution. China.
- Huang et al., 1989: 212–213, fig. 125 • *Schedorhinotermes* [sic] *insolitus*; major, minor soldier described and figured; key. China: Yunnan.
- Gao et al., 1992a: 44 • *Schedorhinotermes insolitus*; checklist; distribution. China: Yunnan.
- Hua, 2000: 25 • *Schedorhinotermes insolitus*; listed. China: Yunnan.
- Huang et al., 2000: 294–295, fig. 127 • *Schedorhinotermes insolitus*; major, minor soldier described and figured; key. China.
- Ahmad and Akhtar, 2002: 24 • *Schedorhinotermes insolitus*; catalog. China.
- Maiti, 2006: 192–193, fig. 113 • *Schedorhinotermes insolitus*; key; synonymy; major, minor soldier described and figured; distribution. China [paraphrase of original description].

🌐 DISTRIBUTION: Oriental Region—China: Yunnan.

***Schedorhinotermes intermedius* (Brauer, 1865)**

***Rhinotermes intermedius* Brauer, 1865: 977 (imago).**

TYPE DATA: Holotype: NHMW imago ♂ [labeled “holotype designated A. Emer(son)”]; holotype by monotypy or a syntype? If a syntype, Hill, 1942 cited it as holotype, which would be a lectotype designation.

TYPE LOCALITY: Australia: New South Wales: Sydney, see Hill, 1933a: 5.

- Holmgren, 1911a: 79 • *Rhinotermes (Schedorhinotermes) intermedius*; new combination.
- Hill, 1933a: 2 • *Rhinotermes intermedius intermedius*; new combination.
- Hill, 1942: 179 • *Rhinotermes (Schedorhinotermes) intermedius intermedius*; new combination.

- Brauer, 1866: 49 • *Rhinotermes intermedius*; listed.
- Froggatt, 1897a: 542 • *Rhinotermes intermedius*; imago described; biology; locality. Australia.
- Desneux, 1904b: 28 • *Rhinotermes intermedius*; reference list.
- Froggatt, 1905: 23 • *Rhinotermes intermedius*; characters; locality. Australia.
- Froggatt, 1907: 25 • *Rhinotermes intermedius*; characters; locality. Australia.
- Silvestri, 1909b: 290, pl. 18, figs. 71–87 • *Schedorhinotermes intermedius*; listed; new combination.
- Holmgren, 1911a: 79 • *Rhinotermes (Schedorhinotermes) intermedius*; listed. Australia.
- Mjöberg, 1920: 30–31, 124 • *Rhinotermes intermedius*; biology; locality; *Rhinotermes queenslandicus* [probably a misprint for *intermedius*]. Australia.
- Hill, 1932b: 11, 19–20, figs. 13a–13d • *Rhinotermes intermedius*; imago, soldier described and figured; key; distribution. Australia.
- Hill, 1933a: 2–5, pl. 1: figs. 1, 2 • *Rhinotermes intermedius intermedius*; soldier (previously unknown), imago described; soldier figured; biology; locality; *stat. nov.* Australia.
- Hill, 1942: 179–182, figs. 92, 93 • *Rhinotermes (Schedorhinotermes) intermedius intermedius*; imago, soldier described and figured; synonymy; distribution, biology. Australia.
- Snyder, 1949a: 91 • *Schedorhinotermes intermedius*; catalog; reference list. Australia.
- Ahmad, 1950: 81, fig. 8 • *Schedorhinotermes intermedius*; worker mandibles figured.
- Ratcliffe et al., 1952: 93, fig. 11Q • *Rhinotermes intermedius intermedius*; soldier figured; characters; distribution.
- Roonwal and Pant, 1953: 48 • *Schedorhinotermes intermedius intermedius*; collection catalog. Australia.
- Harris, 1961a: 156, 160 • *Schedorhinotermes intermedius*; damage; distribution.
- Mathur and Thapa, 1962a: 33 • *Schedorhinotermes intermedius intermedius*; collection catalog. Australia.
- Gay and Calaby, 1970: 407 • *Schedorhinotermes intermedius intermedius*; biology; distribution. Australia.
- Sleeman and Brewer, 1972: 347–373 • *Schedorhinotermes intermedius*; nest microstructure.
- Roonwal et al., 1979b: 336, figs. 5E, F • *Schedorhinotermes intermedius intermedius*; wing microsculpturing.
- Abensperg-Traun and de Boer, 1990: 219–226 • *Schedorhinotermes intermedius*; checklist; ecology; biomass; habitat; distribution. Australia.
- Watson and Gay, 1991: fig. 20.1F • *Schedorhinotermes intermedius*; minor soldier figured.
- Watson and Abbey, 1993b: 45, fig. 64 • *Schedorhinotermes intermedius*; distribution map.
- Watson et al., 1998: 196 • *Schedorhinotermes intermedius*; catalog; synonymy; distribution; ecology. Australia.
- Schlemmermeyer and Canello, 2000: 306 • *Schedorhinotermes intermedius*; discussion.
- Maiti, 2006: 195–196, fig. 116 • *Schedorhinotermes intermedius intermedius*; key; synonymy; imago, major, minor soldier described and figured; distribution. Australia.

🌐 DISTRIBUTION: Australian Region—Australia: New South Wales, Queensland.

Schedorhinotermes lamanianus (Sjöstedt, 1911)

Rhinotermes lamanianus Sjöstedt, 1911c: 141–142 (imago, major, minor soldier).

TYPE DATA: Syntypes: NHRM imagoes, soldiers (Congo-Zaire: Kingoyi), AMNH major soldiers, minor soldiers, workers (Congo-Zaire: Kingoyi), NHRM imagoes, soldiers (Congo-Zaire: Mukimbungu), AMNH major soldiers, minor soldiers, workers (Congo-Zaire: Mukimbungu).

TYPE LOCALITIES: Congo-Zaire (Kongo): Kingoyi, Mukimbungu.

- Sjöstedt, 1905: 3 • *Rhinotermes putorius* [misidentification]; locality. Congo-Zaire.
- Sjöstedt, 1907a: 8, 10, 13 • *Rhinotermes putorius* [misidentification]; biology; locality. Tanzania.
- Wasmann, 1911c: 171, pl. 8: figs. 20, 21 • *Rhinotermes putorius* [misidentification]; listed.

- Holmgren, 1913d: 324 • *Rhinotermes (Schedorhinotermes) putorius* [misidentification]; listed.
- Sjöstedt, 1914b: 1 • *Rhinotermes lamanianus*; locality. Mozambique.
- Sjöstedt, 1914c: 90 • *Rhinotermes lamanianus*; locality. Annobón Island [in Gulf of Guinea, part of Equatorial Guinea].
- Sjöstedt, 1915: 8 • *Rhinotermes lamanianus*; locality. Kenya.
- Fuller, 1915: 360–361, 453–455, pl. 34, fig. 10 • *Rhinotermes putorius* [misidentification]; soldier, worker described; soldier mandibles figured; biology. South Africa.
- Fuller, 1919: 77–79, pl. 10, figs. 155–166 • *Rhinotermes putorius* [misidentification]; wing venation.
- Fuller, 1920: 282–284, figs. 11a–11k • *Rhinotermes putorius* [misidentification]; imago, soldier, worker antennal joints and their development.
- Fuller, 1921: 51, 52 • *Schedorhinotermes lamanianus*; measurements; comparison.
- Hegg, 1922: 103, 136, 175, 369, 684 • *Rhinotermes lamanianus*; biology; reference list; distribution.
- Fuller, 1924b: pl. 3, fig. 41 • *Schedorhinotermes putorius* [misidentification]; imago mesonotum figured.
- Snyder, 1925d: 149–166, chart 1 • *Rhinotermes lamanianus*; listed.
- Fuller, 1925b: 168, 170, 172–173, pl. 16, figs. 2, 3 • *Rhinotermes putorius* [misidentification]; imago, soldier head anatomy figured.
- Sjöstedt, 1926d: 51–53, pl. 2: fig. L • *Schedorhinotermes lamanianus*; soldier figured; reference list; key; biology; remarks; locality; new combination. Congo-Zaire; Kenya; Mozambique; South Africa; Tanzania.
- Sjöstedt, 1926b: 142 • *Schedorhinotermes lamanianus*; locality. Congo-Zaire.
- Emerson, 1928b: 426, 427, fig. 4 • *Rhinotermes (Schedorhinotermes) lamanianus*; soldier described and figured; termitophiles. Congo-Zaire.
- Harris, 1936: 362 • *Schedorhinotermes lamanianus*; biology; distribution. Tanzania.
- Hare, 1937: 467, pl. 8: fig. 21 • *Rhinotermes (Schedorhinotermes) lamanianus*; imago/worker, soldier mandibles measurements and figures.
- Harris, 1941: 202 • *Schedorhinotermes lamanianus*; distribution.
- Harris, 1948: 75 • *Schedorhinotermes lamanianus*; biology; locality. Uganda.
- Snyder, 1949a: 92 • *Schedorhinotermes lamanianus*; catalog; reference list. Annobón Island; Congo-Zaire; Kenya; Mozambique; South Africa; Tanzania; Uganda.
- Kemp, 1955: 114, 116, 119, 124 • *Schedorhinotermes lamanianus*; ecology; distribution based on vegetation zones. Tanzania.
- Weidner, 1956b: 61, 62, 63, fig. 3 • *Schedorhinotermes lamanianus*; synonymy; soldier measurements; soldier figured; key; locality. Angola.
- Weidner, 1960b: 30 • *Schedorhinotermes lamanianus*; characters; distribution. Uganda; Kenya; Tanzania; Mozambique; Angola; Congo-Zaire; South Africa.
- Harris, 1961a: 22, 26, 110, fig. 12 • *Schedorhinotermes lamanianus*; listed.
- Mathur and Thapa, 1962a: 34 • *Schedorhinotermes lamanianus*; collection catalog. Congo.
- Harris, 1963c: 9 • *Schedorhinotermes lamanianus*; distribution. Angola; Congo-Zaire; Kenya; South Africa.
- Harris, 1968b: 103–113, figs. 1, 2–4, pl. 1: figs. 1, 2 • *Schedorhinotermes lamanianus*; listed.
- Harris, 1968d: 108–109, 110, figs. 1, 2 • *Schedorhinotermes lamanianus*; synonymy; imago, soldier described and figured; key; biology; nest figured; distribution. Angola; Congo-Brazzaville; Congo-Zaire; Ghana; Guinea; Ivory Coast; Kenya; Malawi; Mozambique; Namibia; Nigeria; Sierra Leone; South Africa; Tanzania; Uganda; Zimbabwe.
- Bouillon, 1970: 233 • *Schedorhinotermes lamanianus*; flight records. Tanzania.
- Bouillon and Mathot, 1971: 8, table: no. 67 • *Schedorhinotermes lamanianus*; catalog; measurements; distribution. Angola; Congo-Brazzaville; Congo-Zaire; Ghana; Guinea; Ivory Coast; Kenya; Malawi; Mozambique; Namibia; Nigeria; Sierra Leone; South Africa; Tanzania; Uganda; Zimbabwe.
- Coaton and Sheasby, 1972: 31, fig. 11 • *Schedorhinotermes lamanianus*; soldier figured.

- Coaton and Sheasby, 1973b: 10–16, figs. 1–3 • *Schedorhinotermes lamanianus*; synonymy; types; ecology; biology; nest; distribution. Botswana; Congo-Zaire; Ivory Coast; Kenya; Mozambique; Namibia; South Africa; Swaziland; Uganda; Zambia; Zimbabwe.
- Weidner, 1974: 17 • *Schedorhinotermes lamanianus*; soldier measurements; distribution. Angola; Kenya; Malawi; South Africa; Tanzania; Zimbabwe.
- Prestwich et al., 1975: 4701–4704 • *Schedorhinotermes lamanianus*; defensive secretions; biochemistry.
- Prestwich, 1975: 149–152 • *Schedorhinotermes lamanianus*; defensive secretions; biochemistry.
- Renoux, 1976: 279–494 • *Schedorhinotermes lamanianus*; castes; polymorphism; polyethism; development; chromosomes.
- Ella and Malaka, 1977: 66 • *Schedorhinotermes lamanianus*; biology; locality. Nigeria.
- Williams, 1977: 122 • *Schedorhinotermes lamanianus*; pest; ecology; distribution by vegetation zones.
- Meinwald et al., 1978: 1169 • *Schedorhinotermes lamanianus*; defensive secretions; biochemistry.
- Vincke and Tilquin, 1978a: 152, table 1 • *Schedorhinotermes lamanianus*; chromosome number.
- Bayode, 1979: 162, 165 • *Schedorhinotermes lamanianus*; distribution; habitat; damage. Nigeria.
- Prestwich, 1979b: 464–465 • *Schedorhinotermes lamanianus*; chemical defense; frontal gland; biochemistry.
- Roonwal et al., 1979b: 337, figs. 5I, J • *Schedorhinotermes lamanianus*; wing microsculpturing.
- Johnson et al., 1980: 51 • *Schedorhinotermes lamanianus*; checklist; biology; distribution. Nigeria.
- Medler, 1980: 54 • *Schedorhinotermes lamanianus*; checklist. Nigeria.
- Sangare and Bodot, 1980: 131–141 • *Schedorhinotermes lamanianus*; checklist; biology; distribution. Ivory Coast.
- Blum, 1981a: 153, 154, 463 • *Schedorhinotermes lamanianus*; defensive secretions; biochemistry.
- Prestwich, 1982b: 90 • *Schedorhinotermes lamanianus*; defensive secretions; biochemistry.
- Kaib, 1982: 385–389 • *Schedorhinotermes lamanianus*; frontal gland; secretions; defense.
- Kaib et al., 1982: 1193–1205 • *Schedorhinotermes lamanianus*; trail pheromone; biochemistry; bioassay. Kenya.
- Nkunika, 1982: 114 • *Schedorhinotermes lamanianus*; ecology; distribution. Zambia.
- Wood et al., 1982: 25–39 • *Schedorhinotermes lamanianus*; ecology; feeding and nesting habits; distribution. Nigeria.
- Odelson and Breznak, 1983: 1602–1613 • *Schedorhinotermes lamanianus*; gut microbiota; fermentation; acetogenesis.
- Prestwich, 1983b: 291, 301 • *Schedorhinotermes lamanianus*; defensive secretions; trail; pheromones; biochemistry.
- Prestwich, 1984a: table 1 • *Schedorhinotermes lamanianus*; checklist; ecology; defense mode; chemicals; distribution.
- Prestwich et al., 1984b: 1201–1207 • *Schedorhinotermes lamanianus*; trail pheromones; biochemistry.
- Wanyonyi et al., 1984: 3 • *Schedorhinotermes lamanianus*; checklist; distribution. Kenya; Tanzania; Zanzibar Island; Uganda.
- Kaib, 1985: 302–306 • *Schedorhinotermes lamanianus*; soldier figured; frontal gland morphology; secretions; chemistry; defense. Kenya.
- Prestwich, 1985b: 451 • *Schedorhinotermes lamanianus*; defensive chemicals; biochemistry.
- Renoux, 1985: 59–73 • *Schedorhinotermes lamanianus*; polymorphism; caste development.
- Kaib, 1987: 406–407 • *Schedorhinotermes lamanianus*; secretions; defense. Kenya.
- Kaib et al., 1987: 92 • *Schedorhinotermes lamanianus*; antennal sensilla.
- Schedel and Kaib, 1987: 416 • *Schedorhinotermes lamanianus*; polyethism; foraging.
- Jones et al., 1988: 109 • *Schedorhinotermes lamanianus*; biology; dispersal flight; sex ratios.
- Wolfrum and Kaib, 1988: 86–90 • *Schedorhinotermes lamanianus*; polyethism; foraging; sensilla.
- Kaib, 1990a: 26–32 • *Schedorhinotermes lamanianus*; exocrine glands; secretions; chemistry; behavior. Kenya.

- Kaib, 1990b: 37–38 • *Schedorhinotermes lamanianus*; glands; secretions; communication.
- Kaib and Brandl, 1992: 121–131 • *Schedorhinotermes lamanianus*; colony structure; behavior; morphometrics. Kenya.
- Kaib and Ziesmann, 1992: 373–384 • *Schedorhinotermes lamanianus*; labial gland; morphology; secretions; behavior. Kenya.
- Ruelle, 1994: 211 • *Schedorhinotermes lamanianus*; checklist; distribution. Congo.
- Noiro, 1995b: 197–226 • *Schedorhinotermes lamanianus* [sic]; gut morphology.
- Reinhard and Kaib, 1995: 266–272 • *Schedorhinotermes lamanianus*; pheromones; feeding behavior; exocrine glands.
- Kaib et al., 1996: 1527–1532 • *Schedorhinotermes lamanianus*; DNA fingerprinting; foraging.
- Ziesmann, 1996: 123–133 • *Schedorhinotermes lamanianus*; sensilla; olfaction; electrophysiology.
- Husseneder et al., 1997: 183–187 • *Schedorhinotermes lamanianus*; nestmate recognition; DNA fingerprinting; behavior; competition.
- Mikus et al., 1997: 193–197 • *Schedorhinotermes lamanianus*; food preference; feeding behavior; habitat use.
- Husseneder et al., 1998: 983–990 • *Schedorhinotermes lamanianus*; aggression; budding; multiloci fingerprinting; morphometrics.
- Sands, 1998: 78, 334, figs. 115–117 • *Schedorhinotermes lamanianus*; worker mandibles figured; locality. Congo-Zaire; Malawi; Nigeria; Tanzania.
- Husseneder et al., 1999: 1045–1063 • *Schedorhinotermes lamanianus*; inbreeding; relatedness; replacement reproductives; Bartz hypothesis. Kenya.
- Kaib, 1999: 337, 339, 342, 343, figs. 13.5, 13.6 • *Schedorhinotermes lamanianus*; trail and aggression pheromones; biochemistry.
- Reinhard and Kaib, 2001b: 189–201 • *Schedorhinotermes lamanianus*; labial gland; secretions; chemical signal.
- Uys, 2002: figs. 76–84 • *Schedorhinotermes lamanianus*; soldier, nest figured; distribution map.
- Vohland and Deckert, 2005: 110, 111, table 1 • *Schedorhinotermes lamanianus*; biology; feeding groups; distribution. Namibia.
- Maiti, 2006: 199–200, fig. 119 • *Schedorhinotermes lamanianus lamanianus*; key; synonymy; major, minor soldier described and figured; distribution. Botswana; Kenya; Malawi; Mozambique; South Africa; Swaziland; Tanzania; Uganda; Zambia; Zimbabwe.
- Wilfert et al., 2006: 1933–2000 • *Schedorhinotermes lamanianus*; biogeography; morphometry; genetics; coastal and Guineo-Congolian forests. Kenya.

Rhinotermes bequaertianus Sjöstedt, 1913a: 357–358 (major, minor soldier, worker).

TYPE DATA: Syntypes: RGMC major, minor soldiers, workers, NHRM major, minor soldiers, workers, AMNH major, minor soldier, worker, NCIP minor soldier [incorrectly cited as paratype by Ruelle, 1975b].

TYPE LOCALITY: Congo-Zaire: Lubumbashi [Elisabethville].

- Hegh, 1922: 368, 613, 618, 684 • *Rhinotermes Bequaertianus*; biology; reference list; distribution.
- Sjöstedt, 1926d: 52, 54 • *Schedorhinotermes bequaertianus*; reference list; key; biology; locality. Congo-Zaire.
- Emerson, 1928b: 425 • *Rhinotermes (Schedorhinotermes) lamanianus bequaertianus*; key.
- Snyder, 1949a: 93 • *Schedorhinotermes lamanianus bequaertianus*; catalog; reference list. Congo-Zaire.
- Bouillon, 1958: 199, 205 • *Schedorhinotermes lamanianus bequaertianus*; distribution. Congo-Zaire.
- Harris, 1963c: 9 • *Schedorhinotermes lamanianus bequaertianus*; distribution. Congo-Zaire.
- Harris, 1968d: 108 • *Rhinotermes bequaertianus*; synonymized with *lamanianus*.
- Ruelle, 1975b: 5 • *Schedorhinotermes lamanianus bequaertianus*; types listed.

Schedorhinotermes putorius australis Fuller, 1921: 51–52 (imago, major soldier, worker).

TYPE DATA: Lectotype: NCIP major soldier. Paralectotypes: NCIP major soldiers, AMNH major, minor soldiers, workers [not type locality].

LECTOTYPE DESIGNATION: Ruelle, 1975b: 5 • “Holotype” [= lectotype] designated.

TYPE LOCALITY: Mozambique: Beira.

- Sjöstedt, 1926d: 53 • *Schedorhinotermes putorius*; subsp. *australis*; reference list; locality. South Africa.
- Emerson, 1928b: 425 • *Rhinotermes (Schedorhinotermes) lamanianus australis*; *australis* relegated to subspecies rank.
- Snyder, 1949a: 93 • *Schedorhinotermes lamanianus australis*; catalog; reference list. Congo-Zaire; Mozambique; South Africa.
- Coaton, 1949a: 6–8, fig. 1A • *Schedorhinotermes lamanianus australis*; soldier figured; damage; biology. South Africa; Swaziland.
- Harris, 1963c: 9 • *Schedorhinotermes lamanianus australis*; distribution. Congo-Zaire; Mozambique; South Africa.
- Harris, 1968d: 108 • *Schedorhinotermes putorius australis*; synonymized with *lamanianus*.

Rhinotermes (Schedorhinotermes) lamanianus angulatus Emerson, 1928b: 429–430 (major, minor soldier), fig. 5.

TYPE DATA: Holotype: AMNH major soldier. Paratypes: AMNH major, minor soldiers, workers, NCIP major, minor soldiers, FRI soldiers, workers, ZSI soldier, worker.

TYPE LOCALITY: Congo-Zaire: Niapu.

- Snyder, 1949a: 92, 93 • *Schedorhinotermes lamanianus angulatus*; catalog; reference list. Congo-Zaire.
- Mathur and Thapa, 1962a: 34 • *Schedorhinotermes lamanianus* var. *angulatus*; collection catalog. Congo; Uganda.
- Harris, 1963c: 4, 9 • *Schedorhinotermes lamanianus angulatus*; locality. Congo-Zaire.
- Harris, 1968d: 108 • *Rhinotermes (Schedorhinotermes) lamanianus angulatus*; synonymized with *lamanianus*.
- Roonwal et al., 1979b: 337–338, figs. 5K, 5L • *Schedorhinotermes lamanianus* var. *angulatus*; wing microsculpturing.
- Ruelle, 1975b: 5 • *Schedorhinotermes lamanianus angulatus*; types listed.

Schedorhinotermes provisorius Grassé, 1937a: 20–26 (major, minor soldier, worker), figs. 13–15.

TYPE DATA: Syntypes: UPLE major, minor soldiers, workers, NCIP major, minor soldier [incorrectly cited as paratypes by Ruelle, 1975b].

TYPE LOCALITY: Ivory Coast: Béoumi.

- Bonneville, 1936: 69 • *Schedorhinotermes provisorius*; nomen nudum; histology; adipose tissues.
- Snyder, 1949a: 94 • *Schedorhinotermes provisorius*; catalog; reference list. Ivory Coast.
- Harris, 1968d: 108 • *Schedorhinotermes provisorius*; synonymized with *lamanianus*.
- Ruelle, 1975b: 5 • *Schedorhinotermes provisorius*; types listed.

Rhinotermes havilandi Van Boven, 1969a: 55 (soldier, worker) [**nomen nudum**; Wasmann MS name with specimens from Natal in NHMM; Emerson (unpublished) states “probably *Schedorhinotermes lamanianus* (Sjöstedt).”]

- 🌐 DISTRIBUTION: Ethiopian Region—Angola; Congo-Brazzaville; Congo-Zaire; Ghana; Guinea; Ivory Coast; Kenya; Malawi; Mozambique; Namibia; Nigeria; Sierra Leone; South Africa; Swaziland; Tanzania; Uganda; Zimbabwe.

Schedorhinotermes leopoldi Kemner, 1933

Schedorhinotermes longirostris leopoldi Kemner, 1933: 21–24 (imago), pl. 1: figs. 1–7 [described as “n. var.”].

TYPE DATA: Syntypes: ZMLU imagoes.

TYPE LOCALITY: Indonesia: Sumatra: Bierun.

- Holmgren, 1911b: 458 • *Rhinotermes* (*Schedorhinotermes*) *celebensis* [part] [misidentification of Sumatra material]; imago described and measured. Indonesia [Sumatra only].
- Holmgren, 1914: 242 • *Rhinotermes* (*Schedorhinotermes*) *sarawakensis* [part]; locality [Sumatra only].
- John, 1925: 384 • *Rhinotermes* (*Schedorhinotermes*) *sarawakensis*; locality [Sumatra only].
- Ghidini, 1937a: 318 • *Schedorhinotermes javanicus* [misidentification]; remarks; biology. Sumatra.
- Hill, 1942: 8, 12, 177 • *Rhinotermes* (*Schedorhinotermes*) *celebensis*; locality [Sumatra only].
- Snyder, 1949a: 93 • *Schedorhinotermes leopoldi*; catalog; reference list; *stat. nov.* Sumatra.
- Ahmad, 1958: 79 • *Schedorhinotermes leopoldi*; key.
- Weidner, 1966a: 224 • *Schedorhinotermes celebensis* [= *leopoldi*]; “syntypes” listed [incorrect].
- Chhotani, 1984: 120 • *Schedorhinotermes leopoldi*; listed; castes known; distribution. Indonesia.
- Tho, 1992: 205 • *Schedorhinotermes leopoldi*; listed.
- Ahmad and Akhtar, 2002: 24 • *Schedorhinotermes leopoldi*; catalog. Indonesia: Samatra [sic].

 DISTRIBUTION: Oriental Region—Indonesia: Sumatra.

Schedorhinotermes longirostris (Brauer, 1866)

Termes longirostris Brauer, 1866: 47–48 (soldier, pseudoworker).

TYPE DATA: Lectotype: NHMW soldier. Paralectotypes: NHMW soldiers, pseudoworkers, ZSI soldier, pseudoworker, AMNH soldiers, pseudoworkers.

LECTOTYPE DESIGNATION: Roonwal and Bose, 1970a: 137.

TYPE LOCALITY: India: Nicobar Islands: Kondul [Island].

- Desneux, 1904b: 37 • *Termes* (*Rhinotermes*) *longirostris*; reference list. India: Nicobar Islands.
- Desneux, 1906a: 360 • *Rhinotermes longirostris*; new combination.
- Holmgren, 1911a: 79 • *Rhinotermes* (*Schedorhinotermes*) *longirostris*; listed. India: Nicobar Islands.
- Holmgren, 1913c: 86, pl. 2: figs. 17, 21 • *Rhinotermes* (*Schedorhinotermes*) *longirostris*; soldier, worker described; soldier figured; key; distribution. India: Nicobar Islands [Indonesia: Java record = *javanicus*; Malaysia: Mainland record doubtful].
- Bugnion, 1913d: 168 • *Rhinotermes longirostris*; antennal articles. India: Nicobar Islands [Indonesia: Java; Malaysia: Mainland records doubtful].
- Light, 1921a: 250 • *Rhinotermes* (*Schedorhinotermes*) *longirostris*; distribution. India: Nicobar Islands only [Indonesia: Sulawesi; Philippines records doubtful].
- Light, 1930f: 20 • *Schedorhinotermes longirostris*; synonymy; new combination.
- Kemner, 1933: 20–21 • *Schedorhinotermes longirostris*; synonymy.
- Kemner, 1934b: 11, 23, 51 • *Schedorhinotermes longirostris*; listed; remarks. [Java record doubtful].
- Martynov, 1937: 117, fig. 17 • *Rhinotermes longirostris*; imago wing figured.
- Oshima, 1942: 384–387, figs. 2, 3 • *Rhinotermes* (*Schedorhinotermes*) *longirostris*; soldier, worker described and figured. Palau [misidentification; not *longirostris*].
- Snyder, 1949a: 93 • *Schedorhinotermes longirostris*; catalog; reference list. India: Nicobar Islands.
- Lal and Menon, 1953: 48 • *Capritermes longirostris*; catalog [incorrectly placed in *Capritermes*; Brauer’s reference only]. India: Nicobar Islands.

- Roonwal and Pant, 1953: 49 • *Schedorhinotermes longirostris*; collection catalog. India: Andaman Islands.
- Ahmad, 1958: 81, 82 • *Schedorhinotermes longirostris*; key.
- Snyder and Francia, 1962: 64, 68, 74 • *Schedorhinotermes longirostris*; key; distribution; biology. Philippines [misidentification; not *longirostris*].
- Mathur and Thapa, 1962a: 34 • *Schedorhinotermes longirostris*; collection catalog. India: Andaman Islands.
- Roonwal and Thakur, 1963: 117 • *Schedorhinotermes longirostris*; comparisons.
- Ahmad, 1965: 28 • *Schedorhinotermes longirostris*; comparisons.
- Roonwal and Bose, 1970a: 119, 132–138, figs. 4–6 • *Schedorhinotermes longirostris*; synonymy; key; major, minor soldiers, worker described and figured; distribution.
- Sen-Sarma, 1974: 440 • *Schedorrhinotermes* [sic] *longirostris*; ecology and biogeography. India.
- Morimoto, 1975c: 57 • *Schedorhinotermes longirostris*; key; distribution.
- Mathot, 1978: 58 • *Schedorhinotermes longirostris*; collection catalog; types listed.
- Maiti, 1979b: 133 • *Schedorhinotermes longirostris*; distribution. India: Nicobar Islands.
- Bose, 1980: 100 • *Schedorhinotermes longirostris*; distribution. India: Andaman Islands.
- Chhotani, 1984: 120 • *Schedorhinotermes longirostris*; listed; castes known; distribution. India [Malaysia doubtful].
- Roonwal and Chhotani, 1989: 540–544, figs. 272–273 • *Schedorhinotermes longirostris*; soldier, pseudoworker described and figured; synonymy; key. India.
- Mitra and Maiti, 1992: 502 • *Schedorhinotermes longirostris*; checklist; biogeography. India: Nicobar Islands.
- Tho, 1992: 77, 198, 205 • *Schedorhinotermes longirostris*; listed.
- Maiti and Chakraborty, 1994: 10, 46–47 • *Schedorhinotermes longirostris*; key; synonymy; major, minor soldier measurements; distribution. India: Andaman and Nicobar Islands.
- Kevan and Vickery, 1998: 303–304 • *Schedorhinotermes longirostris*; distribution. Palau.
- Ahmad and Akhtar, 2002: 24 • *Schedorhinotermes longirostris*; catalog. India: Andaman and Nicobar Islands [Indonesia: Java; Malaysia: Mainland; Singapore doubtful].
- Belyaeva and Dovgobrod, 2006: fig. 4c • *Schedorhinotermes longirostris*; female genitalia figured.
- Maiti, 2006: 201–202, fig. 120 • *Schedorhinotermes longirostris*; key; synonymy; major, minor soldier described and figured; distribution. India: Andaman and Nicobar Islands; Malaysia: Mainland [Java; Philippines records incorrect].
- Bourguignon and Roisin, 2011: 81–84, figs. 68–74, 82 • *Schedorhinotermes longirostris*; synonymy; imago, major, minor soldiers described and figured; key; termitophiles; distribution. India: Nicobar Islands; Indonesia: Papua; Papua New Guinea.

Rhinotermes dimorphus Desneux, 1905: 368 (major, minor soldier, worker).

TYPE DATA: Syntypes: HNHM major, minor soldiers, workers, RIB major, minor soldiers, workers, AMNH major, minor soldiers, workers.

TYPE LOCALITY: Papua New Guinea: Friedrich-Wilhelmshafen.

- Silvestri, 1909b: 291 • *Schedorhinotermes dimorphus*; comparisons; new combination.
- Holmgren, 1911a: 79 • *Rhinotermes* (*Schedorhinotermes*) *dimorphus*; listed. Papua New Guinea.
- Holmgren, 1911b: 458 • *Rhinotermes* (*Schedorhinotermes*) *dimorphus*; locality; remarks. Papua New Guinea. *Rhinotermes* (*Schedorhinotermes*) *celebensis* [part] [misidentification]; imago described and measured. Papua New Guinea. *Rhinotermes* (*Schedorhinotermes*) *translucens* [misidentification]; measurements; locality. [Papua New Guinea only].
- Holmgren, 1913c: 83, 85 • *Rhinotermes* (*Schedorhinotermes*) *celebensis* [part; New Guinea only]; *Rhinotermes* (*Schedorhinotermes*) *translucens* [New Guinea only].
- Hill, 1927a: 20, pl. 1: figs. 17, 18 • *Rhinotermes dimorphus*; locality. Papua New Guinea. *Rhinotermes celebensis*; locality. [New Guinea only].
- Hill, 1942: 177–178 • *Rhinotermes* (*Schedorhinotermes*) *dimorphus*; soldier described; synonymy; distribution. New Britain. *Rhinotermes* (*Schedorhinotermes*) *celebensis* [misidentification]; Holmgren's description repeated. [New Guinea only].

- Snyder, 1949a: 90 • *Schedorhinotermes dimorphus*; catalog; reference list. New Britain; New Guinea.
- Mathur and Thapa, 1962a: 33 • *Schedorhinotermes dimorphus*; collection catalog. Palau.
- Bess, 1970: 473 • *Schedorhinotermes dimorphus*; listed. Papuan.
- Mathot, 1978: 54 • *Schedorhinotermes dimorphus*; collection catalog; types listed.
- Maiti, 2006: 188–189, fig. 108 • *Schedorhinotermes dimorphus dimorphus*; key; synonymy; major, minor soldier described; soldier figured; distribution. New Britain; New Guinea; Palau.
- Bourguignon and Roisin, 2011: 83 • *Schedorhinotermes dimorphus*; synonymized with *longirostris*.

🌐 DISTRIBUTION: Oriental Region—India: Andaman and Nicobar Islands; Malaysia: Mainland. ♦ Papuan Region—Indonesia: Papua; New Britain; Palau; Papua New Guinea.

Schedorhinotermes magnus Tsai and Chen, 1963

Schedorhinotermes magnus Tsai and Chen, 1963: 174–175, 196 (major, minor soldier), figs. 8, 9.

TYPE DATA: Holotype: NAP soldier. Paratypes: NAP soldiers (major, minor), workers.

TYPE LOCALITY: China: Yunnan: Chinning [24°04'N, 101°51'E].

- Tsai and Chen, 1964b: 69, 70–71, figs. 23, 24 • *Schedorhinotermes magnus*; major, minor soldier described and figured; key. China.
- Tsai and Chen, 1964a: 27, 32, 35 • *Schedorhinotermes magnus*; distribution.
- Morimoto, 1975c: 56 • *Schedorhinotermes magnus*; key; distribution.
- Xia and He, 1980: 173 • *Schedorhinotermes magnus*; key.
- Chhotani, 1984: 120 • *Schedorhinotermes magnus*; listed; castes known; distribution. China.
- Gao and Lam, 1986: 81 • *Schedorhinotermes magnus*; checklist; distribution. China.
- Huang et al., 1989: 215–216, fig. 127 • *Schedorhinotermes magnus*; soldiers described and figured; key. China: Yunnan.
- Gao et al., 1992a: 44 • *Schedorhinotermes magnus*; checklist; distribution. China: Guangxi, Yunnan.
- Jiang et al., 1993: 12 • *Schedorhinotermes magnus*; checklist; distribution. China: Guangxi.
- Lin et al., 1994b: 2 • *Schedorhinotermes magnus*; checklist; distribution. China: Guangxi.
- Hua, 2000: 25 • *Schedorhinotermes magnus*; listed. China: Guangdong, Guangxi, Yunnan.
- Huang et al., 2000: 295–297, fig. 128 • *Schedorhinotermes* [sic] *magnus*; soldiers described and figured; key. China.
- Ahmad and Akhtar, 2002: 24 • *Schedorhinotermes magnus*; catalog. China.
- Maiti, 2006: 202–203, fig. 121 • *Schedorhinotermes magnus*; key; synonymy; major, minor soldiers described and figured; distribution. China [original description repeated].

🌐 DISTRIBUTION: Oriental Region—China: Guangdong, Guangxi, Yunnan.

Schedorhinotermes makassarensis Kemner, 1934

Schedorhinotermes makassarensis Kemner, 1934b: 54–56 (imago, major, minor soldier, worker), fig. 8.

TYPE DATA: Syntypes: ZMLU imagoes, major, minor soldiers, workers, AMNH imagoes, major, minor soldiers, workers, FRI soldier, worker, nymphs.

TYPE LOCALITY: Indonesia: Sulawesi: Makassar.

- Holmgren, 1913c: 83 • *Rhinotermes* (*Schedorhinotermes*) *translucens*; locality [Makassar only].
- Oshima, 1914a: 562–564, pl. 10, figs. 3–4 • *Rhinotermes* (*Schedorhinotermes*) *longirostris* [misidentification]; soldier, worker described and figured. Indonesia.
- Light, 1921a: 250 • *Rhinotermes* (*Schedorhinotermes*) *longirostris*; discussion. [Celebes only].

- Hill, 1942: 8, 12, 199 • *Rhinotermes* (*Schedorhinotermes*) *translucens*; locality [Makassar only].
- Snyder, 1949a: 93 • *Schedorhinotermes makassarensis*; catalog; reference list. Indonesia: Sulawesi.
- Weidner, 1955f: fig. 11 • *Schedorhinotermes makassarensis*; soldier figured.
- Ahmad, 1958: 78, 81, 83 • *Schedorhinotermes makassarensis*; key.
- Mathur and Thapa, 1962a: 34 • *Schedorhinotermes makassarensis*; collection catalog. Indonesia: Sulawesi.
- Ahmad, 1965: 28 • *Schedorhinotermes makassarensis*; comparisons.
- Roonwal, 1970c: 341 • *Schedorhinotermes makassarensis*; biology; distribution.
- Morimoto, 1975c: 57, fig. 25 • *Schedorhinotermes makassarensis*; key; soldier figured; distribution.
- Chhotani, 1984: 120 • *Schedorhinotermes makassarensis*; listed; castes known; distribution. Indonesia.
- Gathorne-Hardy et al., 2000b: 350 • *Schedorhinotermes makassarensis*; checklist; ecology; distribution. Indonesia: Sulawesi.
- Ahmad and Akhtar, 2002: 24 • *Schedorhinotermes makassarensis*; catalog. Indonesia: Sulawesi.
- Maiti, 2006: 203–204, fig. 122 • *Schedorhinotermes makassarensis*; key; synonymy; imago described; imago, major soldier figured; distribution. Indonesia: Sulawesi.

🌐 DISTRIBUTION: Oriental Region—Indonesia: Sulawesi (Celebes).

Schedorhinotermes makilingensis Acda, 2007

Schedorhinotermes makilingensis Acda, 2007: 163–171 (major, minor soldiers, workers).

TYPE DATA: Holotype: UPLM major soldier. Paratypes: UPLM minor soldier, AMNH soldiers, workers.

TYPE LOCALITY: Philippines: Luzon: Laguna: Los Baños; Mt. Makiling.

🌐 DISTRIBUTION: Oriental Region—Philippines.

Schedorhinotermes malaccensis (Holmgren, 1913)

Rhinotermes (*Schedorhinotermes*) *malaccensis* Holmgren, 1913c: 86–87 (soldier, worker), pl. 2: figs. 12, 19.

TYPE DATA: Syntypes: ZIHS soldiers, workers, AMNH soldiers.

TYPE LOCALITY: Malaysia: Malacca.

- Holmgren, 1911a: 80 • *Rhinotermes malaccensis*; nomen nudum.
- Bugnion, 1913d: 168 • *Rhinotermes malaccensis*; antennal articles. Malaysia: Mainland.
- Holmgren, 1914: 242 • *Rhinotermes* (*Schedorhinotermes*) *malaccensis*; locality. Malaysia: Mainland.
- John, 1925: 384 • *Rhinotermes* (*Schedorhinotermes*) *malaccensis*; locality [Malay Peninsula records only].
- Bathellier, 1927: 138, 187, 330 • *Rhinotermes* (*Schedorhinotermes*) *malaccensis*; soldier, worker described; biology. Vietnam.
- Snyder, 1931a: 550 • *Rhinotermes* (*Schedorhinotermes*) *malaccensis*; locality. Vietnam.
- Snyder, 1949a: 93 • *Schedorhinotermes malaccensis*; catalog; reference list; new combination. Malaya.
- Harris, 1957d: 28 • *Schedorhinotermes malaccensis*; biology. Malaysia.
- Ahmad, 1958: 79, 82 • *Schedorhinotermes malaccensis*; key.
- Mathur and Thapa, 1962a: 35 • *Schedorhinotermes malaccensis*; collection catalog. Malaysia.
- Harris, 1968d: 143 • *Schedorhinotermes malaccensis*; listed.

- Roonwal, 1970c: 341 • *Schedorhinotermes malaccensis*; biology; distribution.
- Morimoto, 1975c: 56 • *Schedorhinotermes malaccensis*; key; distribution.
- Morimoto, 1976a: 323 • *Schedorhinotermes malaccensis*; locality. Malaysia: Mainland.
- Sen-Sarma, 1982: 142–146 • *Schedorhinotermes malaccensis*; damage. Oriental Region.
- Chhotani, 1984: 120 • *Schedorhinotermes malaccensis*; listed; castes known; distribution. Malaysia.
- Salick and Tho, 1984: 547–561 • *Schedorhinotermes malaccensis*; ecology; rainforest. Malaysia: Mainland.
- Chuah et al., 1990: 685–692 • *Schedorhinotermes malaccensis*; defensive secretions; biochemistry.
- Tho, 1992: 75, 198, fig. 28 • *Schedorhinotermes malaccensis*; soldier described and figured. Malaysia.
- Jones and Brendell, 1998: 79–91 • *Schedorhinotermes malaccensis*; checklist; feeding groups; ecology. Malaysia: Mainland.
- Ahmad and Akhtar, 2002: 25 • *Schedorhinotermes malaccensis*; catalog. Malaysia: Mainland.
- Gathorne-Hardy, 2004: 90–91, 117 • *Schedorhinotermes malaccensis*; synonymy; remarks; checklist; distribution. Throughout Sunda region.
- Gathorne-Hardy et al., 2006: 607, table 1 • *Schedorhinotermes malaccensis*; checklist; ecology; feeding; fire conservation; distribution. Indonesia: Kalimantan.
- Maiti, 2006: 204–205, fig. 123 • *Schedorhinotermes malaccensis*; key; synonymy; major, minor soldier described; major soldier figured; distribution. Malaysia: Mainland; Indonesia.
- Bourguignon and Roisin, 2011: 80–81, figs. 62–67, 82 • *Schedorhinotermes malaccensis*; synonymy; major, minor soldiers described and figured; key; distribution. Indonesia: Papua; throughout Sundaland.

Rhinotermes (Schedorhinotermes) sarawakensis Holmgren, 1913c: 87–88 (soldier, worker), pl. 2: figs. 13, 18.

TYPE DATA: Syntypes: ZIHS soldiers, workers, AMNH soldiers, workers.

TYPE LOCALITY: Malaysia: Borneo: Sarawak.

- Holmgren, 1911a: 80 • *Rhinotermes (Schedorhinotermes) sarawakensis*; listed as n. sp.; nomen nudum.
- Bugnion, 1913d: 168 • *Rhinotermes sarawakensis*; antennal articles. Malaysia: Sarawak.
- Holmgren, 1914: 242 • *Rhinotermes (Schedorhinotermes) sarawakensis*; locality. Indonesia: Sumatra; Malaysia: Mainland.
- John, 1925: 384 • *Schedorhinotermes sarawakensis*; locality; new combination. Indonesia: Sumatra; Malaysia: Mainland, Sarawak; Singapore.
- Snyder, 1949a: 95 • *Schedorhinotermes sarawakensis*; catalog; reference list; synonymy. Borneo; Sumatra; Malaya; Myanmar.
- Ahmad, 1958: 80, 81 • *Schedorhinotermes sarawakensis*; key.
- Mathur and Thapa, 1962a: 35 • *Schedorhinotermes sarawakensis*; collection catalog. Malaysia; Myanmar.
- Krishna, 1965a: 1 • *Schedorhinotermes sarawakensis*; listed. Myanmar.
- Ahmad, 1965: 24, 29–30, 109, fig. 23, 24 • *Schedorhinotermes sarawakensis*; soldier described and figured; key; synonymy; distribution. Thailand.
- Harris, 1968d: 145 • *Schedorhinotermes sarawakensis*; locality. Cambodia; Vietnam.
- Morimoto, 1973a: 62, 77 • *Schedorhinotermes sarawakensis*; distribution. Thailand.
- Morimoto, 1975c: 56, fig. 22 • *Schedorhinotermes sarawakensis*; key; soldier figured; distribution.
- Morimoto, 1976a: 323 • *Schedorhinotermes sarawakensis*; locality. Malaysia: Mainland.
- Thapa, 1982: 135–142, pls. 45–47 • *Schedorhinotermes sarawakensis*; imago, soldier described and figured; synonymy; key. Indonesia; Malaysia; Myanmar; Singapore; Thailand.
- Roonwal and Verma, 1983: 31, figs. 2E–G • *Schedorhinotermes sarawakensis*; wings described; wing microsculpturing.

- Chhotani, 1984: 120 • *Schedorhinotermes sarawakensis*; listed; castes known; distribution. Indonesia; Malaysia; Myanmar.
- Collins, 1984: 67, 69, figs. 8, 9 • *Schedorhinotermes sarawakensis*; major, minor soldier figured; ecology; distribution. Malaysia: Sarawak.
- Roonwal and Chhotani, 1989: 549–554, figs. 277–279 • *Schedorhinotermes sarawakensis*; imago, soldier, worker described and figured; synonymy; key. Indonesia; Malaysia; Myanmar; Singapore; Thailand.
- Tho, 1992: 75, 198, 205, fig. 27 • *Schedorhinotermes sarawakensis*; soldier described and figured. Malaysia.
- Eggleton et al., 1998a: 119–128 • *Schedorhinotermes sarawakensis*; checklist; feeding; nest; ecology. Malaysia: Sabah.
- Jones et al., 1998: 101, table 1 • *Schedorhinotermes sarawakensis*; checklist; feeding; ecology. Malaysia: Sabah.
- Sands, 1998: 78 • *Schedorhinotermes sarawakensis*; locality. Malaysia: Sabah, Sarawak.
- Eggleton et al., 1999b: 1795, table 1 • *Schedorhinotermes sarawakensis*; checklist; ecology; feeding and nesting groups; distribution. Malaysia: Sabah.
- Jeeva et al., 1999: 11–17 • *Schedorhinotermes sarawakensis*; feeding habits; respiration; gas exchange; methane emissions. Malaysia: Sabah.
- Gathorne-Hardy et al., 2000a: 258 • *Schedorhinotermes sarawakensis*; checklist; ecology; biogeography; distribution. Indonesia: Sumatra.
- Jones, 2000: 271–286 • *Schedorhinotermes sarawakensis*; checklist; biology; ecology. Malaysia: Sabah.
- Gathorne-Hardy et al., 2001: 391 • *Schedorhinotermes sarawakensis*; checklist; ecology; distribution. Indonesia: Sumatra.
- Ahmad and Akhtar, 2002: 25 • *Schedorhinotermes sarawakensis*; catalog. Malaysia: Mainland, Sarawak; Myanmar [sic]; Singapore; Thailand.
- Homathevi et al., 2002: 234, table 1 • *Schedorhinotermes sarawakensis*; checklist; ecology; feeding and nesting groups; distribution. Malaysia: Sabah.
- Jones and Prasetyo, 2002: 121, table 1 • *Schedorhinotermes sarawakensis*; checklist; ecology; feeding and nesting groups; distribution. Indonesia: Kalimantan.
- Yu et al., 2002: 4, 8, fig. 4 • *Schedorhinotermes sarawakensis*; key; major, minor soldier described and figured. China: Shenzhen: intercepted.
- Lo et al., 2004: 365–371 • *Schedorhinotermes sarawakensis*; phylogeny; COI, COII, 16S rRNA sequences.
- Sornnuwat et al., 2004: 361 • *Schedorhinotermes sarawakensis*; checklist; distribution. Thailand.
- Gathorne-Hardy, 2004: 91 • *Schedorhinotermes sarawakensis*; synonymized with *malaccensis*.
- Maiti, 2006: 213–214, fig. 131 • *Schedorhinotermes sarawakensis*; key; synonymy; imago, major, minor soldier described; major soldier figured; distribution. Cambodia; India; Indonesia: Sumatra; Malaysia: Mainland, Sabah, Sarawak; Myanmar; Singapore; Thailand; Vietnam.

Schedorhinotermes magnificus Silvestri, 1914b: 425–426 (soldier, worker), figs. 1–2.

TYPE DATA: Syntypes: AMNH soldier, IEA soldiers, workers.

TYPE LOCALITY: Myanmar: west side of Dawna Hills, Misty Hollow, ca. 2200 feet.

- Snyder, 1949a: 95 • *Schedorhinotermes magnificus*; synonymized with *sarawakensis*.
- Lal and Menon, 1953: 32 • *Rhinotermes (Schedorhinotermes) magnificus*; catalog; reference list. Myanmar.
- Sannasi, 1969: 369–375 • *Rhinotermes magnificus*; frontal gland; morphology; histochemistry; new combination [probably a misidentification].
- Prestwich, 1984a: table 1 • *Rhinotermes magnificus*; checklist; ecology; defense mode; chemistry.

🌐 DISTRIBUTION: Oriental Region—Cambodia; India; Indonesia: Kalimantan, Sumatra; Malaysia: Mainland, Sabah, Sarawak; Myanmar; Singapore; Thailand; Vietnam. ♦ Papuan Region: Indonesia: Papua.

Schedorhinotermes medioobscurus (Holmgren, 1914)

Rhinotermes (Schedorhinotermes) brevialetus medioobscurus Holmgren, 1914: 241 (imago, soldier, worker) [described as new form].

TYPE DATA: Syntypes: AMNH imagoes, soldier, workers (Malaysia: Trong, near Taiping [lectotype should be selected from this locality, not Sumatra, and type locality restricted]), AMNH imago, soldiers, workers (Indonesia: Sumatra, Tandjong Slamet [these specimens (from Sumatra only) are a mixed lot, containing the “syntypes” of *holmgreni* Emerson, 1949 and also syntypes of *medioobscurus*, which will become paralectotypes of *medioobscurus* after lectotype selection, but also lectotype and paralectotypes of *holmgreni*, when selected]).

TYPE LOCALITIES: Malaysia: Malacca: Trong, near Taiping; Indonesia: Sumatra: Tandjong Slamet.

- Holmgren, 1913c: 86 • *Rhinotermes (Schedorhinotermes) longirostris*; locality [Malacca only].
- Holmgren, 1914: 240 • *Rhinotermes (Schedorhinotermes) longirostris*; remarks; locality [Malacca records only]; *Rhinotermes (Schedorhinotermes) translucens*; remarks; locality [Malacca records only]; *Rhinotermes (Schedorhinotermes) brevialetus*; remarks; locality [Malacca records only].
- John, 1925: 384 • *Rhinotermes (Schedorhinotermes) longirostris*; locality [Malaysia, Singapore records only].
- Snyder, 1949a: 94 • *Schedorhinotermes medioobscurus*; catalog; reference list; new combination. Malaya.
- Harris, 1957d: 25, 28, fig. 1d • *Schedorhinotermes medioobscurus*; soldier figured; biology. Malaysia.
- Ahmad, 1958: 79, 81, 83 • *Schedorhinotermes medioobscurus*; key.
- Mathur and Thapa, 1962a: 35 • *Schedorhinotermes medioobscurus*; collection catalog. Malaysia; Singapore.
- Roonwal and Thakur, 1963: 117 • *Schedorhinotermes medioobscurus*; comparisons.
- Yu and Ping, 1964a: 20 • *Schedorhinotermes medioobscurus*; listed.
- Ahmad, 1965: 24–27, 109, figs. 18–20 • *Schedorhinotermes medioobscurus* [misidentification; = *holmgreni* fide Emerson (unpublished)] imago, soldier described and figured; key; reference list; synonymy; distribution. Thailand.
- Harris, 1968d: 145 • *Schedorhinotermes medioobscurus*; locality. Cambodia; Vietnam.
- Roonwal and Bose, 1970a: 119, 138–140, figs. 7, 8 • *Schedorhinotermes medioobscurus*; synonymy; key; major, minor soldier, worker described and figured; distribution.
- Roonwal, 1970c: 341–342 • *Schedorhinotermes medioobscurus*; biology.
- Morimoto, 1973a: 61, 77 • *Schedorhinotermes medioobscurus*; distribution. Thailand.
- Morimoto, 1975c: 57, fig. 23 • *Schedorhinotermes medioobscurus*; key; soldier figured; distribution.
- Bose, 1980: 100 • *Schedorhinotermes medioobscurus*; distribution. India: Andaman Islands.
- Thapa, 1982: 129–135, pls. 43, 44 • *Schedorhinotermes medioobscurus*; imago, soldier described and figured; synonymy; key. India; Indonesia; Malaysia; Thailand.
- Sen-Sarma, 1982: 142–146 • *Schedorhinotermes medioobscurus*; damage. Oriental Region.
- Chhotani, 1984: 120 • *Schedorhinotermes medioobscurus*; listed; castes known; distribution. India; Malaysia.
- Roonwal and Chhotani, 1989: 544–549, figs. 274–276 • *Schedorhinotermes medioobscurus*; imago, soldier, worker described and figured; synonymy; key. India; Malaysia; Singapore; Thailand.
- Tho, 1992: 76, 198, 205, fig. 29 • *Schedorhinotermes medioobscurus*; soldier described and figured. Malaysia.
- Maiti and Chakraborty, 1994: 9, 48–49 • *Schedorhinotermes medioobscurus*; key; synonymy; imago, major, minor soldier measurements; distribution. India: Andaman Islands; Malaysia: Mainland; Singapore; Thailand.
- Jones et al., 1998: 101, table 1 • *Schedorhinotermes medioobscurus*; checklist; feeding; ecology. Malaysia: Sabah.
- Jones, 2000: 271–286 • *Schedorhinotermes medioobscurus*; checklist; biology; ecology. Malaysia: Sabah.

- Gathorne-Hardy et al., 2001: 391 • *Schedorhinotermes medioobscurus*; checklist; ecology; distribution. Indonesia: Sumatra.
- Inoue et al., 2001b: 41–52 • *Schedorhinotermes medioobscurus*; biomass; feeding; distribution. Thailand.
- Ahmad and Akhtar, 2002: 25 • *Schedorhinotermes medioobscurus*; catalog. India: Andaman Islands; Indonesia: Java; Malaysia: Mainland, Sarawak; Singapore; Thailand.
- Homathevi et al., 2002: 234, table 1 • *Schedorhinotermes medioobscurus*; checklist; ecology; feeding and nesting groups; distribution. Malaysia: Sabah.
- Jones and Prasetyo, 2002: 121, table 1 • *Schedorhinotermes medioobscurus*; checklist; ecology; feeding and nesting types; distribution. Indonesia: Kalimantan.
- Yu et al., 2002: 4, 9–10, fig. 5 • *Schedorhinotermes medioobscurus*; key; major, minor soldier described and figured. China: Shenzhen: intercepted.
- Yamada et al., 2003: 574 • *Schedorhinotermes medioobscurus*; biomass. Thailand.
- Austin et al., 2004a: 548–555 • *Schedorhinotermes medioobscurus* [sic]; COII sequences; phylogeny.
- Chandra and Rajan, 2004: 25 • *Schedorhinotermes medioobscurus*; synonymy; distribution. India: Andaman Islands.
- Gathorne-Hardy, 2004: 91–93, 116 • *Schedorhinotermes medioobscurus*; synonymy; remarks; checklist; distribution. Throughout Sunda region.
- Lo et al., 2004: 365–371 • *Schedorhinotermes medioobscurus*; phylogeny; COI, COII, 16S rRNA sequences.
- Ohkuma et al., 2004: 701–710 • *Schedorhinotermes medioobscurus*; phylogeny; COII sequences.
- Sornnuwat et al., 2004: 361 • *Schedorhinotermes medioobscurus*; checklist; distribution. Thailand.
- Gathorne-Hardy et al., 2006: 607, table 1 • *Schedorhinotermes medioobscurus*; checklist; ecology; feeding; fire conservation; distribution. Indonesia: Kalimantan.
- Inoue et al., 2006: 611, table 1 • *Schedorhinotermes medioobscurus*; checklist; feeding groups; ecology; distribution. Thailand.
- Maiti, 2006: 206–208, fig. 125 • *Schedorhinotermes medioobscurus*; key; synonymy; imago, major, minor soldier described; major soldier figured; distribution. Cambodia; India: Andaman Islands; Malaysia: Mainland; Singapore; Thailand; Vietnam.
- Yamada et al., 2006: 76 • *Schedorhinotermes medioobscurus*; feeding groups; distribution. Thailand.
- Yamada et al., 2007: 3768–3777 • *Schedorhinotermes medioobscurus*; *nifH*; nitrogen fixation; symbiosis. Thailand.

Rhinotermes (*Schedorhinotermes*) *tarakensis* Oshima, 1914c: 28–29 (soldier, worker), pl. 2: fig. 2 [*tarakensis* is the correct original spelling; *tarakanensis* by Oshima and later authors is an unjustified emendation; treated as a synonym of *brevialatus* fide Emerson, card catalog (unpublished)].

TYPE DATA: Syntypes: AMNH soldier, workers.

TYPE LOCALITY: Indonesia: Kalimantan: Tarakan.

- Oshima, 1914a: 564, pl. 10, fig. 2 • *Rhinotermes* (*Schedorhinotermes*) *tarakanensis*; soldier, worker described and figured. Indonesia [unjustified emendation].
- Oshima, 1920b: 492–493, pl. 3: figs. 7–8, pl. 4: figs. 6–7 • *Rhinotermes* (*Schedorhinotermes*) *tarakensis*; soldier, worker described and figured. Philippines.
- Light, 1921a: 251 • *Schedorhinotermes tarakensis*; distribution; new combination. Indonesia: Kalimantan; Philippines.
- Light, 1930f: 20 • *Schedorhinotermes tarakensis*; synonymy. Philippines.
- Snyder, 1949a: 95, 96 • *Schedorhinotermes tarakanensis* [sic]; catalog; reference list. Indonesia: Kalimantan; Philippines.
- Ahmad, 1958: 82, 194 • *Schedorhinotermes tarakensis*; key.
- Snyder and Francia, 1962: 64, 65, 69, 74 • *Schedorhinotermes tarakanensis* [sic]; key; distribution; biology. Philippines.

- Mathur and Thapa, 1962a: 35 • *Schedorhinotermes tarakanensis* [sic]; collection catalog. Philippines.
- Tsai and Chen, 1964b: 69, 72 • *Schedorhinotermes tarakanensis* [sic]; soldier described; key. China.
- Tsai and Chen, 1964a: 27, 35 • *Schedorhinotermes tarakanensis* [sic]; distribution.
- Roonwal and Maiti, 1966: 71, 91 • *Schedorhinotermes tarakanensis* [sic]; synonymy; soldier described; distribution. Indonesia: Peutjang Island, near tip of Java [probable misidentification fide Emerson].
- Thapa, 1982: 142–147, pls. 48–49 • *Schedorhinotermes tarakanensis*[sic]; soldier described and figured; synonymy; key. Indonesia; Malaysia; Philippines.
- Chhotani, 1984: 120 • *Schedorhinotermes tarakanensis* [sic]; listed; castes known; distribution. Philippines.
- Abe, 1984: 70 • *Schedorhinotermes tarakensis*; biology; ecology; distribution. Indonesia: Java: Panaitan Island.
- Gao and Lam, 1986: 81 • *Schedorhinotermes tarakanensis* [sic]; checklist; distribution. China.
- Huang et al., 1989: 215 • *Schedorhinotermes tarakanensis* [sic]; soldier described. China.
- Gao et al., 1992a: 44 • *Schedorhinotermes tarakanensis* [sic]; checklist; distribution. China: Guangxi.
- Thakur and Thakur, 1992: 265–268, fig. 19 • *Schedorhinotermes tarakanensis* [sic]; synonymy; key; minor soldier described and figured; distribution. Indonesia: Kalimantan, Java, Panaitan Island; Philippines.
- Tho, 1992: 205 • *Schedorhinotermes karakensis* [sic]; listed.
- Lin et al., 1994b: 2 • *Schedorhinotermes tarakanensis* [sic]; checklist; distribution. China: Guangxi.
- Jones and Brendell, 1998: 79–91 • *Schedorhinotermes tarakanensis* [sic]; checklist; feeding groups; ecology. Malaysia: Mainland.
- Gathorne-Hardy et al., 2000b: 350 • *Schedorhinotermes tarakanensis* [sic]; checklist; ecology; distribution. Indonesia: Sulawesi.
- Gathorne-Hardy et al., 2000a: 258, 262 • *Schedorhinotermes tarakanensis* [sic]; checklist; ecology; biogeography; distribution. Indonesia: Java, Krakatau Island.
- Hua, 2000: 25 • *Schedorhinotermes tarakanensis* [sic]; listed. China: Guangxi; Indonesia; Philippines.
- Gathorne-Hardy et al., 2001: 391 • *Schedorhinotermes tarakanensis* [sic]; checklist; ecology; distribution. Indonesia: Sumatra.
- Ahmad and Akhtar, 2002: 25 • *Schedorhinotermes tarakanensis* [sic]; catalog. China; Indonesia: Java, Kalmantan [sic], Sumatra; Malaysia: Mainland, Sabah, Sarawak; Philippines.
- Homathevi et al., 2002: 234, table 1 • *Schedorhinotermes tarakanensis* [sic]; checklist; ecology; feeding and nesting groups; distribution. Malaysia: Sabah.
- Gathorne-Hardy, 2004: 92 • *Schedorhinotermes tarakanensis* [sic];synonymized with *medioobscurus*.
- Maiti, 2006: 215–216, fig. 133 • *Schedorhinotermes tarakanensis* [sic]; key; synonymy; major, minor soldier described and figured; distribution. Malaysia: Sabah; Indonesia: Java, Kalimantan, Panaitan Island; Philippines.

Schedorhinotermes javanicus Kemner, 1934b: 51–54 (imago, soldier, worker), fig. 7.

TYPE DATA: Syntypes: ZMLU imagoes, soldiers, workers (Indonesia: Java: Depok), ZMLU imagoes, soldiers, workers (Indonesia: Java: Buitenzorg), ZMLU imagoes, soldiers, workers (Indonesia: Java: Vada, near Tjandjoer), ZMLU imagoes, soldiers, workers (Indonesia: Java: near Tjidaho Berge Salak, 1000 m), AMNH imagoes, soldiers, workers (Indonesia: Java: Depok), AMNH imago (Indonesia: Java: Buitenzorg), FRI soldiers, workers (Indonesia: Java: Depok).

TYPE LOCALITIES: Indonesia: Java: Buitenzorg, Depok, near Tjidaho Berge Salak, 1000 m, Vada near Tjandjoer.

- Holmgren, 1913c: 83, 86 • *Rhinotermes* (*Schedorhinotermes*) *translucens*; locality [Java record only]; *Rhinotermes* (*Schedorhinotermes*) *longirostris*; locality [Java record only].
- Holmgren, 1914: 240, 241 • *Rhinotermes* (*Schedorhinotermes*) *translucens*; locality [Java only]; *Rhinotermes* (*Schedorhinotermes*) *longirostris*; locality [Java only].
- Wheeler, 1936: 223, 225 • *Schedorhinotermes javanicus*; ant ecological relationships.
- Hill, 1942: 8, 13, 199 • *Rhinotermes* (*Schedorhinotermes*) *translucens*; locality [Java only].
- Snyder, 1949a: 92 • *Schedorhinotermes javanicus*; catalog; reference list. Java.
- Ahmad, 1958: 78, 81, 83 • *Schedorhinotermes javanicus*; key.
- Mathur and Thapa, 1962a: 34 • *Schedorhinotermes javanicus*; collection catalog. Indonesia.
- Kalshoven, 1963: 92 • *Schedorhinotermes javanicus*; damage. Java.
- Springhetti and Oddone, 1963: 143, 149–151 • *Schedorhinotermes javanicus*; male reproductive organs.
- Bernardini-Mosconi, 1964: 72–78 • *Schedorhinotermes javanicus*; prothoracic and ventral glands.
- Springhetti, 1964b: 213, 216 • *Schedorhinotermes javanicus*; seminal vesicles.
- Ahmad, 1965: 28 • *Schedorhinotermes javanicus*; comparisons.
- Roonwal and Maiti, 1966: 71, 90 • *Schedorhinotermes javanicus*; synonymy, soldier described; distribution. Indonesia: Java.
- Roonwal, 1970c: 341 • *Schedorhinotermes javanicus*; biology; distribution.
- Morimoto, 1975c: 57, fig. 26 • *Schedorhinotermes javanicus*; key; soldier figured; distribution.
- Thapa, 1982: 123–129, pls. 41–42 • *Schedorhinotermes javanicus*; imago, soldier described and figured; synonymy; key. Indonesia; Malaysia.
- Chhotani, 1984: 120 • *Schedorhinotermes javanicus*; listed; castes known; distribution. Indonesia.
- Abe, 1984: 68, 70, 71 • *Schedorhinotermes javanicus*; biology; ecology; distribution. Indonesia: Java, Krakatau.
- Collins, 1984: 67, 69 • *Schedorhinotermes javanicus*; ecology; distribution. Malaysia: Sarawak.
- Salick and Tho, 1984: 547–561 • *Schedorhinotermes javanicus*; ecology; rainforest. Malaysia: Mainland.
- Abe, 1987: 134 • *Schedorhinotermes javanicus*; distribution. Indonesia: Java, Krakatau.
- Thakur and Thakur, 1992: 257–265, figs. 16–18 • *Schedorhinotermes javanicus*; synonymy; key; imago, major, minor soldier described and figured; distribution. Indonesia: Java, Krakatau.
- Tho, 1992: 205 • *Schedorhinotermes javanicus*; listed.
- Maiti and Chakraborty, 1994: 9, 43–46 • *Schedorhinotermes javanicus*; key; synonymy, imago, major, minor soldier described; distribution. India: Nicobar Islands; Indonesia: Java.
- Eggleton et al., 1998a: 119–128 • *Schedorhinotermes javanicus*; checklist; feeding; nest; ecology. Malaysia: Sabah.
- Jones and Brendell, 1998: 79–91 • *Schedorhinotermes javanicus*; checklist; feeding groups; ecology. Malaysia: Mainland.
- Jones et al., 1998: 101, table 1 • *Schedorhinotermes javanicus*; checklist; feeding; ecology. Malaysia: Sabah.
- Eggleton et al., 1999b: 1795, table 1 • *Schedorhinotermes javanicus*; checklist; ecology; feeding and nesting groups; distribution. Malaysia: Sabah.
- Homathevi and Bignell, 1999: 124, table 1 • *Schedorhinotermes javanicus*; checklist; ecology; feeding and nesting groups; distribution. Malaysia: Sabah.
- Jeeva et al., 1999: 11–17 • *Schedorhinotermes javanicus*; feeding habits; respiration; gas exchange; methane emissions. Malaysia: Sabah.
- Gathorne-Hardy et al., 2000a: 258, 262 • *Schedorhinotermes javanicus*; checklist; ecology; biogeography; distribution. Indonesia: Java, Krakatau, Sebesi Island, Sumatra.
- Jones, 2000: 271–286 • *Schedorhinotermes javanicus*; checklist; biology; ecology. Malaysia: Sabah.
- Gathorne-Hardy et al., 2001: 391 • *Schedorhinotermes javanicus*; checklist; ecology; distribution. Indonesia: Sumatra.
- Ahmad and Akhtar, 2002: 24 • *Schedorhinotermes javanicus*; catalog. Indonesia: Java; Malaysia: Mainland, Sarawak.
- Homathevi et al., 2002: 234, table 1 • *Schedorhinotermes javanicus*; checklist; ecology; feeding and nesting groups; distribution. Malaysia: Sabah.

- Gathorne-Hardy, 2004: 92, 93 • *Schedorhinotermes javanicus*; synonymized with *medioobscurus*.
- Maiti, 2006: 198–199, fig. 118 • *Schedorhinotermes javanicus*; key; synonymy; imago described and figured; distribution. India: Nicobar Islands; Malaysia: Sabah; Indonesia: Java, Krakatau Island.

🌐 DISTRIBUTION: Oriental Region—Cambodia; China: Guangxi; India: Andaman Islands, Nicobar Islands; Indonesia: Java, Kalimantan, Krakatau Islands, Panaitan Island, Sulawesi, Sumatra; Malaysia: Mainland, Sabah, Sarawak; Philippines: Luzon; Singapore; Thailand; Vietnam.

Schedorhinotermes nancowriensis Maiti and Chakraborty, 1994

Schedorhinotermes nancowriensis Maiti and Chakraborty, 1994: 49–56 (major, minor soldier) figs. 3, 4.

TYPE DATA: Holotype: ZSI major soldier. Paratypes: ZSI major, minor soldiers, workers, FRI major, minor soldier, worker.

TYPE LOCALITY: India: Nicobar Islands: Noncowry.

- Maiti, 2006: 208–209, fig. 126 • *Schedorhinotermes nancowriensis*; key; synonymy; major, minor soldier described and figured; distribution. India: Nicobar Islands.

🌐 DISTRIBUTION: Oriental Region—India, Nicobar Islands.

Schedorhinotermes putorius (Sjöstedt, 1896)

Termes putorius Sjöstedt, 1896b: 298 (imago).

TYPE DATA: Syntypes: NHRM imagoes, AMNH imago, minor soldier, NHMM soldier, worker, ZMH imagoes, soldiers, workers [incorrectly cited as paratypes by Weidner, 1966a].

TYPE LOCALITY: Cameroon (Kamerun): Kitta.

- Sjöstedt, 1900a: 50–54, pl. 1: figs. F1–F10 • *Rhinotermes putorius*; imago, soldier described and figured; biology; distribution; new combination. Cameroon; Congo-Zaire; Fernando Po; Gabon.
- Czerwinski, 1901: 3 • *Rhinotermes putorius*; collection catalog. Cameroon.
- Sjöstedt, 1904: 20 • *Rhinotermes putorius*; reference list; locality. Sierra Leone.
- Desneux, 1904b: 28 • *Rhinotermes putorius*; reference list. Cameroon; Congo-Zaire; Gabon.
- Silvestri, 1909b: 291 • *Schedorhinotermes putorius*; listed; new combination.
- Holmgren, 1911a: 79, pl. 6: fig. 4 • *Rhinotermes (Schedorhinotermes) putorius*; listed; wing figured. “Africa.”
- Wasmann, 1911c: 171–173, pl. 8: figs. 20, 21 • *Rhinotermes putorius*; ergatoid queen described and figured; biology; locality. Cameroon; Congo-Zaire; Fernando Po; Gabon.
- Silvestri, 1912a: 220 • *Schedorhinotermes putorius*; imago characters; locality. Fernando Po; Guinea-Bissau; São Tomé and Príncipe Islands.
- Sjöstedt, 1914b: 1 • *Rhinotermes putorius*; locality. Nigeria.
- Silvestri, 1914a: 9 • *Schedorhinotermes putorius*; locality. Cameroon; Ghana; Guinea; Nigeria.
- Seabra, 1919b: 21 • *Schedorhinotermes putorius*; distribution. São Tomé.
- Fuller, 1921: 51, 52 • *Schedorhinotermes putorius*; measurements; distribution.
- Seabra, 1921b: 11 • *Schedorhinotermes putorius*; distribution. São Tomé.
- Hegh, 1922: 30, 67, 99, 101, 135, 175, 180, 207, 684 ff., figs. 15b ff. • *Rhinotermes (Schedorhinotermes) putorius*; biology; reference list; distribution.
- Seabra, 1922c: 87 • *Schedorhinotermes putorius*; distribution. São Tomé.
- Sjöstedt, 1926d: 51, 52, fig. 17, pl. 2: fig. K • *Schedorhinotermes putorius*; soldier figured; reference list; key; biology; locality. Cameroon; Gabon; Ghana; Guinea; Guinea-Bissau; Nigeria; Sierra Leone.

- Sjöstedt, 1926a: 4 • *Schedorhinotermes putorius*; locality. Ghana.
- Emerson, 1928b: 426, fig. 3 • *Rhinotermes (Schedorhinotermes) putorius*; soldier described and figured. Cameroon.
- Grassé, 1937a: 20 • *Schedorhinotermes putorius*; listed. Guinea.
- Snyder, 1949a: 94, 95 • *Schedorhinotermes putorius*; catalog; reference list; subsp. *insularis*. Annobón Island; Cameroon; Congo-Zaire; Fernando Po; French Equatorial Africa; Gabon; Ghana; Nigeria; Sierra Leone; South Africa; São Tomé and Príncipe; Uganda.
- Grassé, 1949: fig. 157 • *Schedorhinotermes putorius*; nest figured.
- Weidner, 1955e: 249 • *Schedorhinotermes putorius*; types listed.
- Weidner, 1956b: 61, 62, fig. 2 • *Schedorhinotermes putorius*; synonymy; imago, soldier described; soldier figured; key; locality. Angola.
- Vittal, 1959: 44, table 1 • *Schedorhinotermes putorius*; protozoa.
- Harris, 1961a: 91, 105 • *Schedorhinotermes putorius*; damage; distribution.
- Webb, 1961: fig. 7 • *Schedorhinotermes putorius*; soldier figured.
- Mathur and Thapa, 1962a: 35 • *Schedorhinotermes putorius*; collection catalog. Cameroon.
- Bouillon and Mathot, 1965: 76, 77, pl. 6: figs. 9a, 9b • *Schedorhinotermes putorius*; soldier figured.
- Weidner, 1966a: 225 • *Schedorhinotermes putorius*; types listed.
- Harris, 1968b: 103, 105, 106–107, 112, figs. 2C, 3F • *Schedorhinotermes putorius*; synonymy; imago, soldier measurements; key; biology; distribution. Angola; Cameroon; Central African Republic; Congo-Zaire; Equatorial Guinea: Annobón Island, Bioka; Gabon; Ivory Coast; Nigeria; Sierra Leone; São Tomé and Príncipe; Uganda [note: records from Portuguese Guinea [Guinea-Bissau], Guinea, Ghana and Western Nigeria treated under *lamanianus*].
- Van Boven, 1969a: 41 • *Schedorhinotermes putorius*; types listed.
- Bouillon and Mathot, 1971: 8, table: no. 68 • *Schedorhinotermes putorius*; catalog; measurements; distribution. Angola; Cameroon; Central African Republic; Congo-Zaire; Equatorial Guinea: Annobón Island, Bioka; Gabon; Ivory Coast. Nigeria; Sierra Leone; São Tomé and Príncipe; Uganda.
- Quennedey, 1971b: 376–379 • *Schedorhinotermes putorius*; sternal gland; histology.
- Quennedey et al., 1973: 67–74, figs. 3–7 • *Schedorhinotermes putorius*; soldier figured; frontal gland; secretions; biochemistry.
- Weidner, 1974: 17 • *Schedorhinotermes putorius*; remarks; locality. Angola.
- Prestwich et al., 1975: 4701–4704 • *Schedorhinotermes putorius*; defensive secretions; biochemistry.
- Quennedey and Deligne, 1975: 256, figs. 22, 23 • *Schedorhinotermes putorius*; soldier head figured; frontal gland; fontanelle; labrum; defense.
- Collins, 1977b: 8 • *Schedorhinotermes putorius*; ecology. Cameroon.
- Bacchus, 1979: 135–142 • *Schedorhinotermes putorius*; leg exocrine gland.
- Bayode, 1979: 162 • *Schedorhinotermes putorius*; distribution; habitat; damage. Nigeria.
- Mathot, 1979: 10 • *Schedorhinotermes putorius*; collection catalog; types listed.
- Roonwal et al., 1979b: 338, figs. 5M, N • *Schedorhinotermes putorius*; wing microsculpturing.
- Johnson et al., 1980: 51 • *Schedorhinotermes putorius*; checklist; biology; distribution. Nigeria.
- Medler, 1980: 54 • *Schedorhinotermes putorius*; checklist. Nigeria.
- Sangare and Bodot, 1980: 131–141 • *Schedorhinotermes putorius*; checklist; biology; distribution. Ivory Coast.
- Blum, 1981a: 151, 152, 153, 154, 356 • *Schedorhinotermes putorius*; defensive secretions; biochemistry.
- Deligne et al., 1981: fig. 15 • *Schedorhinotermes putorius*; soldier head figured; defense.
- Prestwich, 1982b: 87 • *Schedorhinotermes putorius*; defensive secretions; biochemistry.
- Prestwich, 1983b: 291 • *Schedorhinotermes putorius*; defensive secretions; biochemistry.
- Prestwich, 1984a: table 1 • *Schedorhinotermes putorius*; checklist; ecology; defense mode; chemicals; distribution.
- Wanyonyi et al., 1984: 3 • *Schedorhinotermes putorius*; checklist; distribution. Uganda.
- Ruelle, 1994: 211 • *Schedorhinotermes putorius*; checklist; distribution. Congo.

- Eggleton et al., 1995: 85–98 • *Schedorhinotermes putorius*; checklist; ecology. Cameroon.
- Sleaford et al., 1996: 279–288 • *Schedorhinotermes putorius*; feeding; gut contents; ecology. Cameroon.
- Dibog et al., 1999: 125–132 • *Schedorhinotermes putorius*; checklist; ecology. Cameroon.
- Maiti, 2006: 11, 209, 222, 227, fig. 127 • *Schedorhinotermes putorius*; key; synonymy; imago, major, minor soldier described and figured; distribution. Cameroon.

Schedorhinotermes putorius insularis Sjöstedt, 1926d: 53 (minor soldier).

TYPE DATA: Syntypes: NHRM minor soldier, AMNH minor soldier, worker.

TYPE LOCALITY: Equatorial Guinea: Bioka (= Fernando Po).

- Harris, 1968b: 106 • *Schedorhinotermes putorius* subsp. *insularis*; synonymized with *putorius*.

🌐 DISTRIBUTION: Ethiopian Region—Angola; Cameroon; Central African Republic; Congo-Zaire; Equatorial Guinea: Annobón Island, Bioka (= Fernando Po); Gabon; Ghana; Guinea; Guinea-Bissau; Ivory Coast; Nigeria; Sierra Leone; São Tomé and Príncipe; Uganda.

Schedorhinotermes pyricephalus Xia and He, 1980

Schedorhinotermes pyricephalus Xia and He, 1980: 173–174, 181 (major, minor soldier), figs. 1–8.

TYPE DATA: Holotype: SIES 09001058 major soldier. Paratypes: SIES soldiers, workers.

TYPE LOCALITY: China: Yunnan Province: Mengla County.

- Gao and Lam, 1986: 81 • *Schedorhinotermes pyricephalus*; checklist; distribution. China.
- Huang et al., 1989: 211–212, fig. 124 • *Schedorhinotermes pyricephalus*; major, minor soldier described and figured; key. China: Yunnan.
- Gao et al., 1992a: 44 • *Schedorhinotermes pyricephalus*; checklist; distribution. China: Yunnan.
- Hua, 2000: 25 • *Schedorhinotermes pyricephalus*; listed. China: Yunnan.
- Huang et al., 2000: 297–299, fig. 129 • *Schedorhinotermes* [sic] *pyricephalus*; major, minor soldier described and figured; key. China.
- Ahmad and Akhtar, 2002: 25 • *Schedorhinotermes pyricephalus*; catalog. China.
- Maiti, 2006: 209–210, fig. 126 • *Schedorhinotermes pyricephalus*; key; synonymy; major, minor soldier described and figured; distribution. China [paraphrase of original description].

🌐 DISTRIBUTION: Oriental Region—China: Yunnan.

Schedorhinotermes rectangularis Ahmad, 1965


Schedorhinotermes rectangularis Ahmad, 1965: 27–29 (major, minor soldier, worker), figs. 21–22.

TYPE DATA: Holotype: ZUPL major soldier. Paratypes: ZUPL major, minor soldiers, workers, AMNH major, minor soldier, worker.

TYPE LOCALITY: Thailand: Chantaburi.

- Morimoto, 1973a: 62, 77 • *Schedorhinotermes rectangularis*; distribution. Thailand.
- Morimoto, 1975c: 57, fig. 24 • *Schedorhinotermes rectangularis*; key; soldier figured; distribution.
- Chhotani, 1984: 120 • *Schedorhinotermes rectangularis*; listed; castes known; distribution. Thailand.
- Tho, 1992: 205 • *Schedorhinotermes rectangularis*; listed.
- Ahmad and Akhtar, 2002: 25 • *Schedorhinotermes rectangularis*; catalog. Malaysia: Mainland; Thailand.

- Sornnuwat et al., 2004: 361 • *Schedorhinotermes rectangularis*; checklist; distribution. Thailand.
- Inoue et al., 2006: 611, table 1 • *Schedorhinotermes rectangularis*; checklist; feeding groups; ecology; distribution. Thailand.
- Maiti, 2006: 210–211, fig. 129 • *Schedorhinotermes rectangularis*; key; synonymy; major, minor soldier described; major soldier figured; distribution. Thailand.

 DISTRIBUTION: Oriental Region—Thailand.

Schedorhinotermes reticulatus (Froggatt, 1897)


Rhinotermes reticulatus Froggatt, 1897a: 540–542 (imago, soldier, worker), pl. 36: figs. 3–3c.

TYPE DATA: Lectotype: ANIC No. 9165 imago ♀. Paralectotypes: ANIC minor soldier, worker, NMV imagoes, minor soldiers, workers, nymphs, AMNH imagoes, minor soldier, workers, FRI imago.

LECTOTYPE DESIGNATION: Watson et al., 1998: 196.

TYPE LOCALITY: Australia: Western Australia: Kalgoorlie.

- Desneux, 1904b: 28 • *Rhinotermes reticulatus*; reference list. Australia.
- Froggatt, 1905: 23 • *Rhinotermes reticulatus*; characters; locality. Australia.
- Silvestri, 1909b: 291, pl. 18. figs. 88–93 • *Schedorhinotermes reticulatus*; imago, major, minor soldier, worker described and figured; new combination. Australia.
- Holmgren, 1911a: 79 • *Rhinotermes (Schedorhinotermes) reticulatus*; listed. Australia.
- Mjöberg, 1920: 20 • *Rhinotermes reticulatus*; locality. Australia.
- Hill, 1933a: 12–14, pl. 4: figs. 11, 12 • *Rhinotermes reticulatus*; imago, soldier described; soldier figured; locality. Australia.
- Hill, 1942: 193–196, figs. 98–100 • *Rhinotermes (Schedorhinotermes) reticulatus*; imago, soldier described and figured; synonymy; distribution, biology. Australia.
- Snyder, 1949a: 95 • *Schedorhinotermes reticulatus*; catalog; reference list. Australia.
- Ratcliffe et al., 1952: 94 • *Rhinotermes reticulatus*; characters; distribution.
- Roonwal and Pant, 1953: 49 • *Schedorhinotermes reticulatus*; collection catalog. Australia.
- Mathur and Thapa, 1962a: 35 • *Schedorhinotermes reticulatus*; collection catalog. Australia.
- Gay and Calaby, 1970: 409 • *Schedorhinotermes reticulatus*; biology; distribution. Australia.
- Mathot, 1979: 11 • *Schedorhinotermes reticulatus*; collection catalog; types listed.
- Roonwal et al., 1979b: 338, figs. 5O, P • *Schedorhinotermes reticulatus*; wing microsculpturing.
- Perry et al., 1985: 74, fig. 4A • *Schedorhinotermes reticulatus*; characters; soldier figured; biology.
- Abensperg-Traun, 1993: 37 • *Schedorhinotermes reticulatus*; foraging; defense.
- Watson and Abbey, 1993b: 46, fig. 65 • *Schedorhinotermes reticulatus*; distribution map.
- Watson et al., 1998: 196 • *Schedorhinotermes reticulatus*; catalog; synonymy; distribution; ecology. Australia.
- Schlemmermeyer and Canello, 2000: 306 • *Schedorhinotermes reticulatus*; discussion.
- Maiti, 2006: 211–212, fig. 130 • *Schedorhinotermes reticulatus*; key; synonymy; imago, major, minor soldier described and figured; distribution. Australia [based on Hill's description].

 DISTRIBUTION: Australian Region—Australia: New South Wales, Queensland, South Australia, Victoria, Western Australia.

Schedorhinotermes robustior Silvestri, 1909

Schedorhinotermes dimorphus robustior Silvestri, 1909b: 292–293 (major, minor soldier, worker), pl. 18, figs. 94–99 [described as n. subsp.].

TYPE DATA: Syntypes: IEA major, minor soldiers, workers.

TYPE LOCALITY: Papua New Guinea: New Britain: Ralum Louson.

- Holmgren, 1911a: 79 • *Rhinotermes (Schedorhinotermes) dimorphus* subsp. *robustior*; listed; new combination. Bismark-Archip.
- Hill, 1927a: 20 • *Rhinotermes dimorphus robustior*; locality. New Ireland.
- Hill, 1942: 177–178 • *Rhinotermes (Schedorhinotermes) dimorphus robustior*; soldier described; synonymy; distribution. New Britain; New Ireland; Papua New Guinea.
- Snyder, 1949a: 90 • *Schedorhinotermes dimorphus robustior*; catalog; reference list. Bismarck Archipelago; New Britain; New Ireland; New Guinea.
- Mathur and Thapa, 1962a: 33 • *Schedorhinotermes dimorphus* subsp. *robustior*; collection catalog. Papua New Guinea.
- Barrett, 1965: 97 • *Schedorhinotermes dimorphus robustior*; locality. New Guinea.
- Gray, 1968: 316 • *Schedorhinotermes dimorphus ?robustior*; locality.
- Bess, 1970: 473 • *Schedorhinotermes dimorphus robustior*; listed. Papuan Region.
- Krishna et al., this work • *Schedorhinotermes robustior*; **status novus**.

🌐 DISTRIBUTION: Papuan Region—Papua New Guinea: Bismark Island, New Britain, New Ireland.

Schedorhinotermes sanctaegrucis (Snyder, 1925)

Rhinotermes (Schedorhinotermes) sanctaegrucis Snyder, 1925g: 405–406 (major, minor soldier, worker) [synonym of *Schedorhinotermes marjoriae*, fide Emerson, card catalog (unpublished); described as “*sanctae-crucis*”].

TYPE DATA: Holotype: MCZ No. 15291 major soldier. Paratypes: MCZ major, minor soldier, workers.

TYPE LOCALITY: Solomon Islands: Santa Cruz Archipelago: Graciosa Bay.

- Hill, 1942: 196–197 • *Rhinotermes (Schedorhinotermes) sanctae-crucis* [sic]; soldier described; synonymy. Santa Cruz Archipelago.
- Snyder, 1949a: 95 • *Schedorhinotermes sanctaegrucis*; catalog; new combination. Santa Cruz.
- Bess, 1970: 473 • *Schedorhinotermes sanctae-crucis* [sic]; listed. Papuan Region.
- Maiti, 2006: 212 • *Schedorhinotermes sanctae-crucis* [sic]; key; synonymy; major, minor soldier described; distribution. Solomon Islands [based on Snyder’s description].

🌐 DISTRIBUTION: Papuan Region—Solomon Islands: Santa Cruz.

Schedorhinotermes seclusus (Hill, 1933)

Rhinotermes intermedius seclusus Hill, 1933a: 5–6 (imago, major, minor soldier), pl. 2: figs. 3, 4.

TYPE DATA: Lectotype: NMV No. T-10854 major soldier. Paralectotypes: NMV imago ♂, minor soldier, worker, AMNH imago, major, minor soldiers, workers, AMNH major, minor soldiers, workers [not type locality], AMNH major, minor soldiers, workers, nymphs [not type locality].

LECTOTYPE DESIGNATION: Hill, 1942: 191 [inadvertent selection by inference of “holotype” (ICZN, 1999, art. 74.6)].

TYPE LOCALITY: Australia: Queensland: Babinda.

- Hill, 1942: 189–191, fig. 97 • *Rhinotermes (Schedorhinotermes) intermedius seclusus*; imago, soldier described and figured; synonymy; distribution; biology. Australia.
- Snyder, 1949a: 92 • *Schedorhinotermes intermedius seclusus*; catalog; reference list; new combination. Australia.
- Ratcliffe et al., 1952: 94 • *Rhinotermes intermedius seclusus*; characters; distribution.
- Roonwal and Pant, 1953: 49 • *Schedorhinotermes intermedius seclusus*; collection catalog. Australia.
- Harris, 1961a: 97 • *Schedorhinotermes intermedius seclusus*; damage.

- Mathur and Thapa, 1962a: 34 • *Schedorhinotermes intermedius seclusus*; collection catalog. Australia.
- Ferrar and Watson, 1970: 101 • *Schedorhinotermes seclusus*; checklist; ecology; distribution. *stat. nov.* Australia.
- Gay and Calaby, 1970: 408–409 • *Schedorhinotermes intermedius seclusus*; biology; distribution. Australia.
- Roonwal et al., 1979b: 336, figs. 5G, H • *Schedorhinotermes intermedius seclusus*; wing microsculpturing.
- Miller, 1987: 235–236 • *Schedorhinotermes seclusus*; first report of trimorphic soldiers; major, intermediate, minor described and figured; nest; biology. Australia.
- Watson and Abbey, 1993b: 46, fig. 66 • *Schedorhinotermes seclusus*; distribution map.
- Watson et al., 1998: 196–197 • *Schedorhinotermes seclusus*; catalog; synonymy; distribution; ecology. Australia.
- Maiti, 2006: 197–198, fig. 117 • *Schedorhinotermes intermedius seclusus*; key; synonymy; imago, major, minor soldier described; major soldier figured; distribution. Australia.
- Bourguignon and Roisin, 2011: 78–80, figs. 56–61, 82 • *Schedorhinotermes seclusus*; synonymy; major, minor soldiers described and figured; key; termitophiles; distribution. Australia: Queensland; Papua New Guinea.

🌐 DISTRIBUTION: Australian Region—Australia: New South Wales, Queensland. ♦ Papuan Region: Papua New Guinea.

Schedorhinotermes solomonensis (Snyder, 1925)

Rhinotermes (Schedorhinotermes) solomonensis Snyder, 1925g: 406–407 (soldier, worker).

TYPE DATA: Holotype: MCZ No. 15292 major soldier. Paratypes: MCZ major, minor soldiers, workers, USNM major, minor soldiers, workers, AMNH major, minor soldiers.

TYPE LOCALITY: Solomon Islands: San Cristobal Island: Pamua.

- Hill, 1942: 197–198 • *Rhinotermes (Schedorhinotermes) solomonensis*; soldier described; synonymy; distribution. Solomon Islands.
- Snyder, 1949a: 95 • *Schedorhinotermes solomonensis*; catalog; new combination. Solomon Islands.
- Harris, 1957b: 29 • *Schedorhinotermes solomonensis*; distribution. Solomon Islands.
- Harris and Brown, 1958: 737, 739, 740, 747, figs. 9, 10 • *Schedorhinotermes solomonensis*; soldier figured; biology; key; locality. Solomon Islands.
- Bess, 1970: 473 • *Schedorhinotermes solomonensis*; listed. Papuan Region.
- Sands, 1998: 78 • *Schedorhinotermes solomonensis*; locality. Solomon Islands.
- Maiti, 2006: 214–215, fig. 132 • *Schedorhinotermes solomonensis*; key; synonymy; major, minor soldier described; major soldier figured; distribution. Solomon Islands: Guadalcanal.

🌐 DISTRIBUTION: Papuan Region—Solomon Islands.

Schedorhinotermes tenuis (Oshima, 1923)

Microtermes tenuis Oshima, 1923: 11–13 (imago), fig. 8.

TYPE DATA: Syntypes: RMNH imago, ZMLU imago.

TYPE LOCALITY: Indonesia: Sumatra: Simalur: Sinabang.

- Snyder, 1949a: 253 • *Microtermes tenuis*; catalog. Indonesia: Sumatra.
- Thakur, 1984c: 56 • *Microtermes tenuis*; distribution. Indonesia: Sumatra: Andalas Island.
- Chhotani and Bose, 1987: 62 • *Microtermes tenuis*; taxonomic remarks.

- Tho, 1992: 208 • *Microtermes tenuis*; listed.
- Ahmad and Akhtar, 2002: 35 • *Microtermes tenuis*; catalog. Indonesia: Sumatra.
- Krishna et al., this work • *Schedorhinotermes tenuis*; **new combination**.

🌐 DISTRIBUTION: Oriental Region—Indonesia: Sumatra.

Schedorhinotermes tiwarii Roonwal and Thakur, 1963

Schedorhinotermes tiwarii Roonwal and Thakur, 1963: 109–117 (soldier, pseudoworker), figs. 6–8.

TYPE DATA: Holotype: ZSI No. 2831/H8 soldier. Paratypes: ZSI Nos. 2832/H8, 2833/H8 soldiers, pseudoworkers, FRI soldiers, pseudoworkers, AMNH soldiers, pseudoworkers [never received at AMNH].

TYPE LOCALITY: India: Andaman Islands: South Andaman Island: Chouldhari [ca. 11°39'N, 92°40'E].

- Roonwal and Bose, 1970a: 119, 131, 140–141, pl. 13, figs. 6, 6a • *Schedorhinotermes tiwarii*; key; synonymy; major, minor soldiers described and figured; distribution.
- Roonwal, 1970b: fig. 8d • *Schedorhinotermes tiwarii*; minor soldier labrum figured.
- Chhotani, 1977a: 30 • *Schedorhinotermes tiwarii*; distribution. India.
- Bose, 1980: 101 • *Schedorhinotermes tiwarii*; distribution. India: Andaman Islands.
- Chhotani, 1984: 120 • *Schedorhinotermes tiwarii*; listed; castes known; distribution. India.
- Roonwal and Chhotani, 1989: 554–559, figs. 42d, 280–282 • *Schedorhinotermes tiwarii*; soldier, pseudoworker described and figured; synonymy; key. India.
- Maiti and Chakraborty, 1994: 10, 56–58 • *Schedorhinotermes tiwarii*; key; synonymy; major, minor soldier measurements; distribution. India: Andaman Islands.
- Ahmad and Akhtar, 2002: 25 • *Schedorhinotermes tiwarii*; catalog. India: Andaman Islands.
- Maiti, 2006: 216–217, fig. 134 • *Schedorhinotermes tewarii* [sic]; key; synonymy; major, minor soldier described and figured; distribution. India: Andaman Islands.

🌐 DISTRIBUTION: Oriental Region—India: Andaman and Nicobar Islands.

Schedorhinotermes translucens (Haviland, 1898)

Termes translucens Haviland, 1898: 394–395 (imago, soldier, worker), pl. 23: figs. 23–26.

TYPE DATA: Syntypes: CUMZ imagoes, soldiers, pseudoworkers, AMNH imagoes, soldiers, pseudoworkers, FRI workers.

TYPE LOCALITY: Malaysia, Borneo: Sarawak.

- Desneux, 1904b: 28 • *Rhinotermes translucens*; reference list. Malaysia: Borneo.
- Silvestri, 1909b: 290 • *Schedorhinotermes translucens*; listed; new combination.
- Holmgren, 1911a: 79, pl. 6: figs. 1–3 • *Rhinotermes* (*Schedorhinotermes*) *translucens*; listed; imago, soldier figured; new combination. Malaysia: Borneo; New Guinea.
- Holmgren, 1911b: 458 • *Rhinotermes* (*Schedorhinotermes*) *translucens*; measurements; locality. [Malaysia: Sarawak only; Papua New Guinea = *dimorphus*].
- Holmgren, 1913c: 83–85, pl. 2: figs. 14, 16, 20 • *Rhinotermes* (*Schedorhinotermes*) *translucens*; imago, soldier, worker described; imago, soldier figured; key; distribution. [Indonesia: Java record = *javanicus*; Malaysia: Sarawak records only fide Emerson].
- Bugnion, 1913d: 168 • *Rhinotermes translucens*; antennal articles. Indonesia: Macassar; Malaysia: Borneo; New Guinea.
- Holmgren, 1914: 240, 241 • *Rhinotermes* (*Schedorhinotermes*) *translucens*; tentatively treated as synonym of *longirostris*.

- Bathellier, 1927: 138 • *Rhinotermes (Schedorhinotermes) translucens*; listed.
- Hill, 1927a: 20 • *Rhinotermes translucens*; locality. Borneo; Papua New Guinea.
- Hill, 1942: 199–201 • *Rhinotermes (Schedorhinotermes) translucens*; imago, soldier described; synonymy; distribution. Malaysia.
- Snyder, 1949a: 96 • *Schedorhinotermes translucens*; catalog; reference list. Malaysia: Sarawak.
- Ahmad, 1958: 78, 80, 83 • *Schedorhinotermes translucens*; key [misspelled as *traslucens*].
- Mathur and Thapa, 1962a: 36 • *Schedorhinotermes translucens*; collection catalog. Malaysia: Sarawak.
- Roonwal and Thakur, 1963: 117 • *Schedorhinotermes translucens*; comparisons.
- Harris, 1966a: 13 • *Schedorhinotermes translucens*; listed.
- Roonwal and Maiti, 1966: 71, 92, 138 • *Schedorhinotermes translucens* [probable misidentification]; synonymy; imago described; distribution. Indonesia: Java, Sulawesi, Sumatra [West Irian records not *translucens* fide Emerson].
- Roonwal and Bose, 1970a: 131 • *Schedorhinotermes translucens*; comparisons.
- Chaudhry et al., 1972: 20, figs. 21, 22, 23 • *Schedorhinotermes translucens*; synonymy; imago, major, minor soldier measurement and figures; ecology; biology; distribution. Bangladesh.
- Akhtar, 1975: 52–58, 191, figs. 26, 27, 28 • *Schedorhinotermes translucens*; imago, soldier described and figured; distribution. Bangladesh.
- Morimoto, 1975c: 56 • *Schedorhinotermes translucens*; key; distribution.
- Lahiri et al., 1977: 36 • *Schedorhinotermes brevialetus* [misidentification]; distribution. India: Meghalaya.
- Chhotani, 1984: 120 • *Schedorhinotermes translucens*; listed; castes known; distribution. Bangladesh; Malaysia.
- Collins, 1984: 67 • *Schedorhinotermes translucens*; ecology; distribution. Malaysia: Sarawak.
- Ahmad, 1986: 18 • *Schedorhinotermes translucens*; distribution. Bangladesh.
- Roonwal and Chhotani, 1989: 559–563, figs. 283–285 • *Schedorhinotermes translucens*; imago, soldier, pseudoworker described and figured; synonymy; key. Bangladesh; India; Indonesia; Malaysia.
- Tho, 1992: 76, 198, 205 • *Schedorhinotermes translucens*; listed.
- Maiti and Chakraborty, 1994: 56 • *Schedorhinotermes translucens*; comparisons.
- Maiti et al., 1995: 439 • *Schedorhinotermes translucens*; synonymy; soldier measurements; distribution. Bangladesh; India; Indonesia: Java, Sulawesi; Macassar; Malaysia: Sarawak; Papua New Guinea.
- Bose, 1999: 10, 143 • *Schedorhinotermes translucens*; distribution. India: Meghalaya.
- Ahmad and Akhtar, 2002: 25 • *Schedorhinotermes translucens*; catalog. Bangladesh; India; Indonesia: Java; Malaysia: Sabah, Sarawak; New Guinea.
- Maiti, 2006: 217–218, fig. 135 • *Schedorhinotermes translucens*; key; synonymy; imago, major, minor soldier described and figured; distribution. Bangladesh; India; Indonesia: Sulawesi, Java, Irian Jaya; Malaysia: Mainland, Sarawak.
- Bourguignon and Roisin, 2011: 84–88, figs. 75–81, 83 • *Schedorhinotermes translucens*; synonymy; imago, major, minor soldiers described and figured; key; termitophiles; distribution. Indonesia: Papua; Malaysia: Sarawak; Papua New Guinea; Solomon Islands.

Rhinotermes (Schedorhinotermes) celebensis Holmgren, 1911b: 458 (imago) [original type series is composite of three species: *S. celebensis*, *S. leopoldi*, and *S. dimorphus*; selection of lectotype (herein) restricts the name *celebensis* to the Celebes type locality].

TYPE DATA: Lectotype: AMNH imago (Indonesia: Sulawesi [Celebes]). Paralectotypes: ZIHS imagoes (Papua New Guinea: Etiape [not type locality] = *S. dimorphus*), CUMZ imagoes (Indonesia: Sulawesi), ZMH imagoes (Indonesia: Sumatra: Indrapura Estate [not type locality] = *S. leopoldi*), ZMB imagoes (Papua New Guinea: Etiape [not type locality] = *S. dimorphus*).

LECTOTYPE DESIGNATION: Krishna et al., this work: **Lectotype selected**, as original type series of *R. celebensis* is a composite of three species and selection of a non-Celebes specimen would cause nomenclatural confusion].

TYPE LOCALITY: Indonesia: Sulawesi (Celebes).

- Holmgren, 1911a: 80 • *Rhinotermes (Schedorhinotermes) celebensis*; listed as n. sp.
- Holmgren, 1913c: 85 • *Rhinotermes (Schedorhinotermes) celebensis*; imago described; key; distribution. Indonesia [Sulawesi only, not Sumatra and Irian Jaya].
- Kemner, 1934b: 11, 56 • *Schedorhinotermes celebensis*; imago described; new combination. Indonesia: Irian Jaya, Sulawesi, Sumatra.
- Hill, 1942: 177 • *Rhinotermes (Schedorhinotermes) celebensis*; Holmgren's description of imago repeated; synonymy. Indonesia: Sulawesi only, not Sumatra and Irian Jaya].
- Snyder, 1949a: 90 • *Schedorhinotermes celebensis*; catalog; reference list. Indonesia: Sulawesi, Sumatra.
- Weidner, 1955e: 249 • *Schedorhinotermes celebensis*; types listed.
- Ahmad, 1958: 78 • *Schedorhinotermes celebensis*; key.
- Weidner, 1966a: 224 • *Schedorhinotermes celebensis*; types listed.
- Chhotani, 1984: 120 • *Schedorhinotermes celebensis*; listed; castes known; distribution. Indonesia.
- Tho, 1992: 205 • *Schedorhinotermes celebensis*; listed.
- Gathorne-Hardy et al., 2000b: 350 • *Schedorhinotermes celebensis*; checklist; ecology; distribution. Indonesia: Sulawesi.
- Ahmad and Akhtar, 2002: 24 • *Schedorhinotermes celebensis*; catalog. Indonesia: Sulawesi, Sumatra.
- Bourguignon and Roisin, 2011: 84 • *Schedorhinotermes celebensis*; synonymized with *translucens*.

Rhinotermes (Schedorhinotermes) marjoriae Snyder, 1925g: 404–405 (imago, major, minor soldier, worker).

TYPE DATA: Holotype: MCZ No. 15290 major soldier. Paratypes: MCZ imagoes, major, minor soldiers, workers, USNM imagoes, major, minor soldiers, workers, AMNH imago, major, minor soldier, worker.

TYPE LOCALITY: Solomon Islands: Ugi Island.

- Hill, 1942: 8, 12, 191–193 • *Rhinotermes (Schedorhinotermes) marjoriae* [sic]; imago, soldier described; synonymy; distribution. Solomon Islands.
- Snyder, 1949a: 94 • *Schedorhinotermes marjoriae*; catalog; new combination. Solomon Islands.
- Harris, 1957b: 29 • *Schedorhinotermes marjoriae*; distribution. Solomon Islands.
- Harris and Brown, 1958: 737, 739, 740, 747, figs. 7, 8 • *Schedorhinotermes marjoriae*; soldier figured; biology; key; locality. Solomon Islands.
- Harris, 1961a: fig. 22 • *Schedorhinotermes marjoriae*; major, minor soldier figured.
- Mathur and Thapa, 1962a: 35 • *Schedorhinotermes marjoriae*; collection catalog. Solomon Islands.
- Bess, 1970: 473 • *Schedorhinotermes marjoriae*; listed. Oceanic Islands.
- Maiti, 2006: 205–206, fig. 124 • *Schedorhinotermes marjoriae*; key; synonymy; imago, major, minor soldier described; major, minor soldier figured; distribution. Solomon Islands [paraphrase of original description].
- Bourguignon and Roisin, 2011: 84 • *Schedorhinotermes marjoriae*; synonymized with *translucens*.

🌐 DISTRIBUTION: Oriental Region—Bangladesh; India: Meghalaya; Indonesia: Java, Sulawesi, Sumatra; Malaysia: Mainland, Sarawak. ♦ Papuan Region—Indonesia: Papua (Irian Jaya); Papua New Guinea; Solomon Islands.

Schedorhinotermes umbraticus (Hill, 1927)


Rhinotermes umbraticus Hill, 1927a: 20–23 (imago, minor soldier, worker), pl. 1: figs. 17, 18 [synonym of *dimorphus* fide Emerson, card catalog (unpublished)].

TYPE DATA: Lectotype: NMV imago ♂. Paralectotypes: AMNH imago, major, minor soldiers, workers, FRI soldier, workers, NMV imagoes, major, minor soldiers, workers.

LECTOTYPE DESIGNATION: Hill, 1942: 202 [inadvertent selection by inference of “holotype” (ICZN, 1999, art. 74.6)].

TYPE LOCALITY: Papua New Guinea: New Britain: Bai, near Rabaul.

- Hill, 1942: 201–202 • *Rhinotermes (Schedorhinotermes) umbraticus*; imago, soldier described; synonymy; distribution; biology. New Britain.
- Snyder, 1949a: 96 • *Schedorhinotermes umbraticus*; catalog; reference list; new combination. New Britain.
- Mathur and Thapa, 1962a: 36 • *Schedorhinotermes umbraticus*; collection catalog. New Britain.
- Bess, 1970: 473 • *Schedorhinotermes umbraticus*; listed. Papuan Region.
- Maiti, 2006: 219–220, fig. 136 • *Schedorhinotermes umbraticus*; key; synonymy; imago, major, minor soldier described; minor soldier figured; distribution. New Britain.

 DISTRIBUTION: Papuan Region—Papua New Guinea: New Britain.

TERMITOGETONINAE Holmgren, 1910

Termitogetoninae Holmgren, 1910b: 286.

TYPE GENUS: *Termitogeton* Desneux, 1904.

- Holmgren, 1910a: 143 • Termitogetoninae; of Mesotermitidae; listed.
- Holmgren, 1911a: 11, 75, 76 • Termitogetoninae; of Mesotermitidae; characters; key; composition; systematic position.
- Snyder, 1949a: 84 • Termitogetoninae; catalog.
- Grassé, 1949: 533 • Termitogetoninae; characters; genus included.
- Lal and Menon, 1953: 22, 23, 33 • Termitogetoninae; catalog; reference list; key.
- Emerson, 1955: 516 • Termitogetoninae; genus included; distribution.
- Tu, 1955a: 33, 34 • Termitogetoninae; distribution.
- Weidner, 1955f: 40, 56, 57, 70 • Termitogetoninae; key; characters; genus included.
- Harris, 1961a: 52 • Termitogetoninae; characters; genus included.
- Krishna, 1970: 131, 137, 138, figs. 1, 4 • Termitogetoninae; discussion; phylogeny; distribution.
- Weidner, 1970c: 11, 12, 21 • Termitogetoninae; key; discussion.
- Sen-Sarma, 1974: 452–454 • Termitogetoninae; ecology and biogeography.
- Morimoto, 1975b: 13, 14, 15 • Termitogetoninae; key.
- Quennedey and Deligne, 1975: 252 • Termitogetoninae; frontal gland; fontanelle; labrum; defense.
- Prestwich, 1979d: 131 • Termitogetoninae; phylogeny.
- Prestwich, 1979b: 463 • Termitogetoninae; chemical defense; frontal gland.
- Prestwich, 1983b: 290, 292 • Termitogetoninae; defensive phylogeny.
- Roonwal, 1983b: 367, 377, 379 • Termitogetoninae; wing microsculpturing.
- Roonwal and Chhotani, 1989: 511–512 • Termitogetoninae; synonymy; characters; distribution and composition.
- Chuah et al., 1990: fig. 2 • Termitogetoninae; phylogeny based on defensive secretions.
- Noirot, 1995b: 197–226 • Termitogetoninae; gut morphology.
- Kambhampati and Eggleton, 2000: 23 • Termitogetoninae; key.
- Ohkuma et al., 2004: 701–710 • Termitogetoninae; phylogeny; COII sequences; Asian taxa.
- Engel and Krishna, 2004a: 2, 5, table 1 • Termitogetoninae; classification; listed.
- Maiti, 2006: 14 • Termitogetoninae; key.
- Engel et al., 2009: 10 • Termitogetoninae; classification; listed.

▲ 1 genus: 2 species.

🌐 DISTRIBUTION: Oriental Region.

Termitogeton Desneux, 1904

Termitogeton Desneux, 1904e: 373, 374 [first introduced as a subgenus of *Termes* Linné, 1758.

Desneux clearly states that he is naming the new subgenus *Termitogeton* for the species *Termes planus*; therefore *planus*, not *umbilicatus*, is the type species for *Termitogeton*. Snyder and all subsequent authors have mistakenly named *umbilicatus* as the type species].

TYPE SPECIES: *Termes planus* Haviland, 1898 by original designation.

- Haviland, 1898: 378, 397 • *Termes*: “section with *T. planus* as type”; characters; key.
- Desneux, 1904b: 29, 32, 46 • *Termes* (*Termitogeton*); reference list; key; characters; species included; distribution.
- Escherich, 1909: 176 • *Termitogeton*; characters.
- Holmgren, 1911a: 11, 75 • *Termitogeton*; reference list; species included; distribution; systematic position.

- Warren, 1919: 2 • *Termitogeton*; distribution.
- Emerson, 1928b: 406 • *Termitogeton*; distribution.
- Snyder, 1949a: 84 • *Termitogeton*; catalog; reference list.
- Lal and Menon, 1953: 33 • *Termitogeton*; catalog; reference list.
- Emerson, 1955: 509 • *Termitogeton*; number of species; distribution.
- Weidner, 1955f: 70 • *Termitogeton*; number of species; distribution.
- Ahmad, 1958: 59, 60 • *Termitogeton*; key.
- Chhotani and Bose, 1973: 233 • *Termitogeton*; distribution. Indian region.
- Sen-Sarma, 1974: 453 • *Termitogeton*; ecology and biogeography.
- Morimoto, 1975b: 15 • *Termitogeton*; remarks.
- Quennedey and Deligne, 1975: 252, 261 • *Termitogeton*; fontanelle; labrum; defense; phylogeny.
- Roonwal et al., 1979b: 351 • *Termitogeton*; wing microsculpturing.
- Roonwal, 1983b: 364 • *Termitogeton*; wing microsculpturing.
- Chhotani, 1984: 111–113 • *Termitogeton*; key; taxonomy; distribution and zoogeography; biology; ecology; nesting behavior.
- Collins, 1984: 76 • *Termitogeton*; key.
- Chhotani, 1985: 93 • *Termitogeton*; distribution and zoogeography.
- Roonwal and Chhotani, 1989: 513–514 • *Termitogeton*; synonymy; characters; distribution and composition.
- Maiti, 2006: 15, 143–144 • *Termitogeton*; key; synonymy; characters; key to species; distribution.
- Legendre et al., 2008: 615–627 • *Termitogeton*; rDNA COII sequences; phylogeny; pseudergate.
- Bourguignon and Roisin, 2011: 91–92 • *Termitogeton*; characters; key; note on type species designation; distribution.

▲ 2 species.

🌐 DISTRIBUTION: Oriental Region; Papuan Region.

Termitogeton planus (Haviland, 1898)

Termes planus Haviland, 1898: 397–398 (imago, soldier, worker), pl. 24: figs. 30–33.

TYPE DATA: Syntypes: CUMZ No. 164 imagoes, soldiers, workers, AMNH imagoes, soldiers, workers, USNM imago (ex AMNH), FRI imago, worker.

TYPE LOCALITY: Malaysia: Borneo: Sarawak.

- Desneux, 1904e: 373 • *Termes (Termitogeton) planus*; as probable synonym of *umbilicatus*.
- Desneux, 1904b: 46, 47 • *Termes (Termitogeton) planus*; as probable synonym of *umbilicatus* Malaysia: Borneo.
- Holmgren, 1911a: 75, pl. 6: figs. 9, 10, 12 • *Termitogeton planus*; listed; imago, soldier figured; new combination. Malaysia: Borneo.
- Holmgren, 1911c: 193 • *Termitogeton planus*; listed.
- Holmgren, 1913c: 89–90, pl. 2: fig. 25 • *Termitogeton planus*; imago, soldier, worker described; soldier figured; key; distribution. Malaysia: Borneo.
- Bugnion, 1913d: 167 • *Termitogeton planus*; antennal articles. Malaysia: Borneo.
- Snyder, 1949a: 84 • *Termitogeton planus*; catalog; reference list. Borneo.
- Ahmad, 1958: 73 • *Termitogeton planus*; key.
- Harris, 1961a: 52 • *Termitogeton planus*; listed; distribution.
- Mathur and Thapa, 1962a: 36 • *Termitogeton planus*; collection catalog. Malaysia.
- Harris, 1966a: 13 • *Termitogeton planus*; Haviland's types and type localities listed.
- Roonwal, 1970c: 339 • *Termitogeton planus*; distribution.
- Sen-Sarma, 1974: 454 • *Termitogeton planus*; ecology and biogeography. Indonesia.
- Morimoto, 1975b: 15, fig. 29 • *Termitogeton planus*; imago, soldier figured.
- Quennedey and Deligne, 1975: 252 • *Termitogeton planus*; frontal gland; fontanelle; defense.

- Bacchus, 1979: 135–142 • *Termitogeton planus*; leg exocrine gland.
- Mathot, 1979: 10 • *Termitogeton planus*; collection catalog; types listed.
- Roonwal et al., 1979b: 341, 347, 349, fig. 11, pl. 1 • *Termitogeton planus*; forewing figured [presence of median vein incorrect]; wing microsculpturing.
- Thapa, 1982: 86–89, pl. 29 • *Termitogeton planus*; imago, soldier described and figured; synonymy; key. Malaysia: Sabah.
- Chhotani, 1984: 119 • *Termitogeton planus*; listed; castes known; distribution. Malaysia.
- Collins, 1984: fig. 4 • *Termitogeton planus*; soldier figured.
- Prestwich, 1984a: table 1 • *Termitogeton planus*; checklist; ecology; defense mode; chemicals; distribution.
- Roonwal, 1985b: fig. 8 • *Termitogeton planus*; forewing figured; wing microsculpturing.
- Chuah et al., 1990: 685–692 • *Termitogeton planus*; defensive secretions; biochemistry.
- Tho, 1992: 60, 198, 205, fig. 20 • *Termitogeton planus*; soldier described and figured. Malaysia.
- Jones and Brendell, 1998: 79–91 • *Termitogeton planus*; checklist; feeding groups; ecology. Malaysia: Mainland.
- Ahmad and Akhtar, 2002: 23 • *Termitogeton planus*; catalog. Malaysia: Mainland, Sabah, Sarawak.
- Parmentier and Roisin, 2003: 255–279 • *Termitogeton* nr. *planus*; polymorphism; sex ratio; distribution; remark: probably a new species. New Guinea.
- Austin et al., 2004a: 548–555 • *Termitogeton planus*; COII sequences; phylogeny.
- Gathorne-Hardy, 2004: 93–94, 116 • *Termitogeton planus*; synonymy; remarks; checklist; distribution. Malaysia: Mainland, Sabah, Sarawak; Indonesia: Sumatra.
- Lo et al., 2004: 365–371 • *Termitogeton planus*; phylogeny; COI, COII, 16S rRNA sequences.
- Ohkuma et al., 2004: 701–710 • *Termitogeton planus*; phylogeny; COII sequences.
- Maiti, 2006: 145–146, fig. 81 • *Termitogeton planus*; key; synonymy; soldier described and figured. Malaysia: Sabah.
- Noda et al., 2007: 1257–1266 • *Termitogeton planus*; endosymbiotic bacteria; cospeciation; phylogeny.
- Bourguignon and Roisin, 2011: 92–93, figs. 88–93 • *Termitogeton planus*; synonymy; imago, soldier described and figured; key; distribution. Indonesia: Papua; Malaysia: Mainland, Sabah, Sarawak.

Termitogeton minor Thapa, 1982: 89–91 (soldier, worker), pl. 30.

TYPE DATA: Holotype: FRI soldier. Paratypes: FRI soldiers, workers.

TYPE LOCALITY: Malaysia: Sabah: Lamag District: Pin.

- Jones et al., 1998: 101, table 1 • *Termitogeton minor*; checklist; feeding; ecology. Malaysia: Sabah.
- Jones, 2000: 271–277 • *Termitogeton minor*; checklist; biology; ecology. Malaysia: Sabah.
- Gathorne-Hardy et al., 2001: 391 • *Termitogeton minor*; checklist; ecology; distribution. Indonesia: Sumatra.
- Ahmad and Akhtar, 2002: 23 • *Termitogeton minor*; catalog. Malaysia: Sabah, Sarawak.
- Gathorne-Hardy 2004: 93–94 • *Termitogeton minor*; synonymized with *planus* [1981 incorrect date].
- Maiti, 2006: 144–145, fig. 80 • *Termitogeton minor*; key; synonymy; soldier described and figured; distribution. Malaysia: Sabah.

🌐 DISTRIBUTION: Oriental Region—Indonesia: Papua; Malaysia: Mainland, Sabah, Sarawak.

Termitogeton umbilicatus (Hagen, 1858)***Termes umbilicatus*** Hagen, 1858: 472 (imago, soldier).

TYPE DATA: Syntypes: AMNH soldier, pseudoworkers (ex MCZ), MCZ imagoes, soldiers, pseudoworkers, USNM soldier (ex AMNH).

TYPE LOCALITY: Sri Lanka: Rainbodde [sic: Rambodde].

- Hagen, 1860b: 110 • *Termitogeton umbilicatus*; listed.
- Desneux, 1904b: 47 • *Termes (Termitogeton) umbilicatus*; reference list. Sri Lanka.
- Holmgren, 1911a: 76, pl. 6: fig. 11 • *Termitogeton umbilicatus*; listed; soldier figured.
- Holmgren, 1911c: 193, 206, 210, pl. 2: fig. K • *Termitogeton umbilicatus*; soldier figured; remarks; key; locality; new combination. Sri Lanka.
- Holmgren, 1913c: 90–91, pl. 2: fig. 24 • *Termitogeton umbilicatus*; imago, soldier, worker described; soldier figured; key; distribution. Sri Lanka.
- Bugnion, 1913d: 167 • *Termitogeton umbilicatus*; antennal articles. Sri Lanka.
- Green, 1913: 9 • *Termitogeton umbilicatus*; biology; locality. Sri Lanka.
- Bugnion, 1914c: 39–47, pl. 1 • *Termitogeton umbilicatus*; imago, neotenic queen, soldier, worker described and figured; comparisons; anatomy; protozoa; biology. Sri Lanka.
- Bugnion, 1914f: 179 • *Termitogeton umbilicatus*; biology.
- John, 1925: 384 • *Termitogeton umbilicatus*; locality. Sri Lanka.
- Kirby, 1932: 407 • *Termitogeton umbilicatus*; protozoa.
- Margabandhu, 1934: 704 • *Termitogeton umbilicatus*; annotated reference list; biology.
- Snyder, 1949a: 85 • *Termitogeton umbilicatus*; catalog; reference list. Sri Lanka.
- Ahmad, 1950: 81, fig. 7 • *Termitogeton umbilicatus*; worker mandibles figured.
- Lal and Menon, 1953: 33–34 • *Termitogeton umbilicatus*; catalog; systematic and biological reference list; synonymy. Sri Lanka only [Malaysia, Sarawak are localities for *planus*, which is listed as a synonym].
- Ahmad, 1958: 73 • *Termitogeton umbilicatus*; key.
- Harris, 1961a: 52 • *Termitogeton umbilicatus*; listed.
- Mathur and Thapa, 1962a: 36 • *Termitogeton umbilicatus*; collection catalog. Sri Lanka.
- Roonwal, 1970c: 339–340 • *Termitogeton umbilicatus*; biology; distribution.
- Sen-Sarma, 1974: 454 • *Termitogeton umbilicatus*; ecology and biogeography. Sri Lanka.
- Quennedey and Deligne, 1975: 252, figs. 16, 17 • *Termitogeton umbilicatus*; soldier head figured; frontal gland; fontanelle; labrum; defense.
- Roonwal, 1975a: 45 • *Termitogeton umbilicatus*; egg measurements.
- Chhotani, 1984: 119 • *Termitogeton umbilicatus*; listed; castes known; distribution. Sri Lanka.
- Prestwich, 1984a: table 1 • *Termitogeton umbilicatus*; checklist; ecology; defense mode; chemicals; distribution.
- Roonwal and Chhotani, 1989: 514–517, figs. 265–266 • *Termitogeton umbilicatus*; imago, soldier, pseudoworker described and figured; synonymy; key. Sri Lanka.
- Noirot, 1995b: 197–226 • *Termitogeton umbilicatus*; gut morphology.
- Ahmad and Akhtar, 2002: 23 • *Termitogeton umbilicatus*; catalog. Sri Lanka.
- Maiti, 2006: 146–147, fig. 82 • *Termitogeton umbilicatus*; key; synonymy; soldier described and figured; distribution. Sri Lanka.
- Engel et al., 2009: 22, 24, 26, figs. 3, 5 • *Termitogeton umbilicatus*; character-state coding; phylogeny.

 DISTRIBUTION: Oriental Region—Sri Lanka.

Rhinotermitidae incertae sedis

†*Rhinotermites* Armbruster, 1941

†*Rhinotermites* Armbruster, 1941: 20–21.

TYPE SPECIES: *Rhinotermites dzierzoni* Armbruster, 1941 by original designation.

🌐 DISTRIBUTION: Palaearctic Region.

- Emerson, 1971: 297 • *Rhinotermites*; systematic position doubtful.
- Carpenter, 1992: 142 • *Rhinotermites*; species included; fossil distribution.

†*Rhinotermites dzierzoni* Armbruster, 1941

†*Rhinotermites dzierzoni* Armbruster, 1941: 21–23 (imago), unnumbered figs.

TYPE DATA: Syntypes: SMNS Nos. 2003, 2006, 2008, 2011, 2030, 2031, 2038 imagoes.

TYPE LOCALITY: Germany: Württemberg, Randeck near Stuttgart.

- Emerson, 1971: 297 • *Rhinotermites dzierzoni*; listed.
- Weidner, 1971: 45 • *Rhinotermites dzierzoni*; listed.
- Nel and Paicheler, 1993: 164 • *Rhinotermites dzierzoni*; systematic position discussed.

🌐 DISTRIBUTION: Palaearctic Region—Germany.

✳️ FOSSIL RECORD: Cenozoic–Neogene: Miocene.

†*Rhinotermites kuehni* Armbruster, 1941

†*Rhinotermites kuehni* Armbruster, 1941: 23, 24 (imago), unnumbered fig. [described as *kühni*; corrected herein to *kuehni* to comply with ICZN, 1999, art. 32.5.2.2].

TYPE DATA: Holotype: SMNS No. 2012 imago.

TYPE LOCALITY: Germany: Württemberg: Randeck near Stuttgart.

- Emerson, 1971: 297 • *Rhinotermites kühni*; listed.
- Weidner, 1971: 45 • *Rhinotermites kühni*; listed.
- Nel and Paicheler, 1993: 164 • *Rhinotermites kühni*; systematic position discussed.

🌐 DISTRIBUTION: Palaearctic Region—Germany.

✳️ FOSSIL RECORD: Cenozoic–Neogene: Miocene.

†*Rhinotermites wasmanni* Armbruster, 1941

†*Rhinotermites wasmanni* Armbruster, 1941: 23, 25 (imago), (2 unnumbered figs.).

TYPE DATA: Syntypes: SMNS Nos. 2020, 2045 imagoes.

TYPE LOCALITY: Germany: Württemberg: Randeck near Stuttgart.

- Emerson, 1971: 297 • *Rhinotermites wasmanni*; listed.
- Weidner, 1971: 45 • *Rhinotermites wasmanni*; listed.
- Nel and Paicheler, 1993: 164 • *Rhinotermites wasmanni*; systematic position discussed.

🌐 DISTRIBUTION: Palaearctic Region—Germany.

✳️ FOSSIL RECORD: Cenozoic–Neogene: Miocene.

SERRITERMITIDAE Holmgren, 1910

Serritermitinae Holmgren, 1910b: 285 [originally proposed as a subfamily, Serritermitinae, of the invalid family Mesotermitidae].

TYPE GENUS: *Serritermes* Wasmann, 1897.

- Holmgren, 1911a: 11, 63, 82 • Serritermitinae; of Mesotermitidae; characters; composition; key; systematic position.
- Snyder, 1949a: 100 • Rhinotermitidae (Serritermitinae); catalog; reference list.
- Grassé, 1949: 534 • Serritermitinae; of Rhinotermitidae; characters; genus included.
- Lal and Menon, 1953: 21 • Rhinotermitidae (Serritermitinae); catalog; key.
- Tu, 1955a: 33, 34 • Serritermitinae; of Termitidae; distribution.
- Weidner, 1955f: 41, 70 • Serritermitinae; of Termitidae; characters; genus included.
- Emerson, 1965: 17, 38 • Serritermitidae; stat. nov., raised to family rank; discussion; phylogeny.
- Araujo, 1970d: 531, 533 • Serritermitidae; as family; stat. nov.; number of genera and species in Neotropical Region.
- Krishna, 1970: 130, 139–140, figs. 1, 4 • Serritermitidae; key; characters; phylogeny and distribution.
- Weidner, 1970c: 11, 12, 22 • Serritermitidae; key; discussion.
- Araujo, 1972a: 255 • Serritermitidae; number of genera and species; distribution in Neotropical Region.
- Emerson and Krishna, 1975: 2 • Serritermitidae; synonymy; characters.
- Morimoto, 1975b: 8, 16 • Serritermitidae; key.
- Roonwal, 1975c: 31, 37, fig. 9 • Serritermitidae; phylogeny.
- Mathews, 1977: 92 • Serritermitidae; characters; relationships.
- Yamin, 1979: 37 • Serritermitidae; protozoa.
- Prestwich, 1983b: 290, fig. 1 • Serritermitidae; defense.
- Roonwal, 1983b: 366, 367, 380 • Serritermitidae; wing microsculpturing.
- Roonwal and Rathore, 1985a: 403–405 • Serritermitidae; phylogeny.
- Huang et al., 1989: 111 • Serritermitidae; key.
- Roonwal and Chhotani, 1989: 117–118, 120–122 • Serritermitidae; diagnostic characters listed; generic and species composition discussed; key.
- Noirot, 1995a: 321–323 • Serritermitidae; sternal gland; phylogeny.
- Noirot, 1995b: 197–226 • Serritermitidae; gut morphology.
- Constantino, 1999a: 409 • Serritermitidae; key.
- Eggleton, 2000: 38 • Serritermitidae; distribution.
- Huang et al., 2000: 159, 160 • Serritermitidae; key.
- Kambhampati and Eggleton, 2000: 22 • Serritermitidae; key.
- Eggleton and Tayasu, 2001: 944, table 1, figs. 2, 8 • Serritermitidae; biodiversity; classification and phylogeny based on ecological characteristics; feeding groups and “lifeways.”
- Austin et al., 2004a: 548–555 • Serritermitinae; phylogeny; COII sequences; considered subfamily of Rhinotermitidae.
- Ohkuma et al., 2004: 701–710 • Serritermitidae; phylogeny; COII sequences; possible placement in Rhinotermitidae.
- Engel and Krishna, 2004a: 2, 5, table 1 • Serritermitidae; classification; listed.
- Cancellato and DeSouza, 2005: 31, 32, 34 • Serritermitidae; characters; remarks.
- Legendre et al., 2008: 615–627 • Serritermitidae; rDNA COII sequences; phylogeny; worker caste.
- Quennedey et al., 2008: 168–185 • Serritermitidae; sternal gland; histology; phylogeny.
- Davis et al., 2009: 1750–1761 • Serritermitidae; phylogeny; supertree; species richness; diversification.
- Engel et al., 2009: table 3, fig. 3 • Serritermitidae; classification; geological time; phylogeny.
- Ware et al., 2010b: 204–219, figs. 1–5 • Serritermitidae; phylogeny; divergence time estimates.
- Šobotník et al., 2010d: 1–7 • Serritermitidae; imagoes; frontal gland.

Glossotermitinae Canello and DeSouza, 2005: 31, 35.

TYPE GENUS: *Glossotermes* Emerson 1950.

— Engel et al., 2009: 10 • Glossotermitinae; synonymized with Serritermitidae.

▲ 2 genera, 3 species.

🌐 DISTRIBUTION: Neotropical Region.

Glossotermes Emerson, 1950

Glossotermes Emerson, 1950: 2.

TYPE SPECIES: *Glossotermes oculatus* Emerson 1950 by original designation.

- Emerson, 1955: 509 • *Glossotermes*; number of species; distribution.
- Weidner, 1955f: 69 • *Glossotermes*; number of species; distribution.
- Araujo, 1970d: 533 • *Glossotermes*; distribution; number of species in Neotropical Region.
- Sen-Sarma, 1974: 453 • *Glossotermes*; ecology and biogeography.
- Morimoto, 1975b: 14 • *Glossotermes*; key.
- Araujo, 1977c: 28 • *Glossotermes*; catalog.
- Chhotani, 1984: 111–112 • *Glossotermes*; key; taxonomy; distribution and zoogeography; biology; ecology; nesting behavior.
- Canello and DeSouza, 1998: 95 • *Glossotermes*; relationships; removing from Psammotermitinae and placing in Serritermitidae with *Serritermes* suggested.
- Constantino, 1998b: 159 • *Glossotermes*; catalog.
- Fontes and Monteiro, 1998: 37, 38 • *Glossotermes*; etymology and pronunciation.
- Constantino, 1999a: 396, 411 • *Glossotermes*; key; biology; distribution.
- Constantino, 2002a: 18 • *Glossotermes*; key.
- Maiti, 2006: 15, 16 • *Glossotermes*; key; synonymy; characters; distribution.

▲ 2 species.

🌐 DISTRIBUTION: Neotropical Region.

Glossotermes oculatus Emerson, 1950

Glossotermes oculatus Emerson, 1950: 2–5, fig. 1 (soldier).

TYPE DATA: Holotype: AMNH soldier.

TYPE LOCALITY: Guyana: Acary Mountains: Itabu Creek.

- Morimoto, 1975b: 14, fig. 23 • *Glossotermes oculatus*; soldier figured.
- Araujo, 1977c: 28 • *Glossotermes oculatus*; catalog. Guyana.
- Constantino, 1998b: 159 • *Glossotermes oculatus*; catalog. Guyana.
- Constantino, 1999a: fig. 33 • *Glossotermes oculatus*; soldier figured.
- Constantino, 2002a: fig. 45 • *Glossotermes oculatus*; soldier figured.
- Lo et al., 2004: 365–371 • *Glossotermes oculatus*; phylogeny; COI, COII, 16S rRNA sequences; placed in Serritermitidae.
- Apolinário and Martius, 2004: 23–28 • *Glossotermes oculatus*; ecology; tree trunks; Amazonian rain forest.
- Canello and DeSouza, 2005: 43–44 • *Glossotermes oculatus*; comparisons.
- Maiti, 2006: 16–17, fig. 1 • *Glossotermes oculatus*; synonymy; soldier described and figured; distribution. Guyana [paraphrase of original description].

- Bourguignon et al., 2009a: 659–668 • *Glossotermes oculatus*; development; pseudergates; sex ratio; relationship to Rhinotermitidae.
- Šobotník et al., 2010a: 839–848 • *Glossotermes oculatus*; ultrastructure; frontal, labial and labral glands; behavior.

🌐 DISTRIBUTION: Neotropical Region—French Guiana; Guyana.

Glossotermes sulcatus Canello and DeSouza, 2005

Glossotermes sulcatus Canello and DeSouza, 2005: 35–46 (imago, soldier, worker, ergatoid), figs. 1–12.

TYPE DATA: Holotype: INPA MZUSP 10000 soldier. Paratypes: INPA imago, soldier, worker, UFPA soldier, workers, MEUV soldier, worker.

TYPE LOCALITY: Brazil: Manaus [02°23'15"S, 59°51'07"W].

🌐 DISTRIBUTION: Neotropical Region—Brazil.

Serritermes Wasmann, 1897

Serritermes Wasmann, 1897b: 150 [first introduced as a subgenus of *Calotermes* Hagen, 1858].

TYPE SPECIES: *Termes serrifer* Hagen and Bates, *in* Hagen, 1858c by original designation.

- Silvestri, 1903: 39–40 • *Serritermes*; characters; distribution.
- Desneux, 1904b: 26, 47 • *Serritermes*; key; reference list; synonymy; characters; species included; distribution.
- Escherich, 1909: 178 • *Serritermes*; characters.
- Holmgren, 1911a: 11, 83 • *Serritermes*; reference list; species included; systematic position.
- Warren, 1919: 2 • *Serritermes*; distribution.
- Emerson, 1928b: 406 • *Serritermes*; distribution.
- Snyder, 1949a: 100 • *Serritermes*; catalog; reference list.
- Weidner, 1955f: 70 • *Serritermes*; number of species; distribution.
- Emerson and Krishna, 1975: 1, 2, 3 • *Serritermes*; synonymy; characters.
- Morimoto, 1975b: 16 • *Serritermes*; remarks.
- Araujo, 1977c: 29 • *Serritermes*; catalog.
- Mathews, 1977: 92 • *Serritermes*; synonymy.
- Roonwal, 1983b: 364 • *Serritermes*; wing microsculpturing.
- Constantino, 1998b: 161 • *Serritermes*; catalog.
- Fontes and Monteiro, 1998: 38 • *Serritermes*; etymology and pronunciation.
- Constantino, 1999a: 397, 411 • *Serritermes*; key; biology; distribution.
- Constantino, 2002a: 18 • *Serritermes*; key.
- Canello and DeSouza, 2005: 32, 34, 44, 45, 46, 47, 48, 49 • *Serritermes*; relationships.

▲ 1 species.

🌐 DISTRIBUTION: Neotropical Region.

Serritermes serrifer (Hagen and Bates, 1858)

Calotermes serrifer Hagen and Bates in Hagen, 1858c: 72–73, 243, 285–286 (soldier, nymph), pl. 1: fig. 6 [species-group name proposed by Bates (ex MS) in Hagen, 1858c; however, Hagen, 1861b: 299 credits the species to Hagen, not Bates (see also Hagen, 1858b: 11, where Hagen again credits himself). Araujo, 1977c: 29 gives authorship to Hagen, while Emerson and Krishna, 1975: 2, 3 give credit to both Hagen and Bates. Constantino, 1998b: 161 follows Emerson and Krishna].

TYPE DATA: Lectotype: BMNH soldier selected by Emerson and Krishna 1972. Paralectotype: MCZ No. 188 soldier.

TYPE LOCALITY: Brazil: Pará: Santarém.

- Hagen, 1858b: 11 • *Calotermes serrifer*; soldier, nymph described, measured; synonymy; distribution. Brazil.
- Hagen, 1861b: 299 • *Calotermes serrifer*; synonymy; distribution. Brazil.
- Wasmann, 1897b: 150 • *Calotermes (Serritermes) serrifer*.
- Silvestri, 1901: 3 • *Serritermes serrifer*; locality; new combination. Brazil.
- Silvestri, 1902a: 3 • *Serritermes serrifer*; biology.
- Silvestri, 1903: 41, 112. pl. 1: figs. 39–43 • *Serritermes serrifer*; imago, soldier, worker described; imago, soldier figured; biology. Brazil.
- Desneux, 1904b: 47 • *Serritermes serrifer*; reference list; synonymy. Brazil.
- Holmgren, 1909b: 91–93, 169, figs. 33e, 53c • *Serritermes serrifer*; anatomy; worker mandibles, gut figured.
- Holmgren, 1911a: 82, fig. 6, pl. 6: fig. 8 • *Serritermes serrifer*; listed; worker mandible, soldier figured. Brazil.
- Snyder, 1949a: 100 • *Serritermes serrifer*; catalog; reference list. Brazil.
- Ahmad, 1950: 84, fig. 17 • *Serritermes serrifer*; imago mandibles figured.
- Harris, 1961a: 43 • *Serritermes serrifer*; remarks.
- Mathur and Thapa, 1962a: 106 • *Serritermes serrifer*; collection catalog. Brazil.
- Emerson, 1965: 17, 38 • *Serritermes serrifer*; discussion; characters.
- Araujo, 1970b: 533, 537, 545 • *Serritermes serrifer*; biology; associations; distribution.
- Araujo, 1972b: 67–70 • *Serritermes serrifer*; distribution. Brazil: several localities.
- Emerson and Krishna, 1975: 3–23, figs. 1–6 • *Serritermes serrifer*; synonymy; imago, soldier described and figured; comparisons; ecology; phylogeny; distribution. Brazil.
- Kitayama, 1975: 614–618 • *Serritermes serrifer*; biology; localities. Brazil.
- Morimoto, 1975b: 16, fig. 32 • *Serritermes serrifer*; nymph mandibles, soldier figured.
- Araujo, 1977a: 31–32 • *Serritermes serrifer*; termite associations; distribution, with localities. Brazil.
- Araujo, 1977c: 29 • *Serritermes serrifer*; catalog. Brazil.
- Mathews, 1977: 92–93, fig. 31, pl. 14a • *Serritermes serrifer*; imago, soldier described and figured. Brazil.
- Fontes, 1983: 139 • *Serritermes serrifer*; additions and corrections to Araujo's catalog, 1977c.
- Prestwich, 1984a: table 1 • *Serritermes serrifer*; checklist; ecology; defense mode; chemicals; distribution.
- Roonwal and Rathore, 1985a: 399–406, figs. 1–5 • *Serritermes serrifer*; wing microsculpturing; wing, soldier mandibles, labrum, postmentum, pronotum, legs figured.
- Roonwal and Chhotani, 1989: fig. 9c • *Serritermes serrifer*; imago mandibles figured.
- Costa-Leonardo and Camargo, 1990: 43 • *Serritermes serrifer*; gut morphology.
- Costa-Leonardo and Kitayama, 1991: 333–338 • *Serritermes serrifer*; frontal gland; defense.
- Constantino and Canello, 1993: 403 • *Serritermes serrifer*; distribution. Brazil: Amazonia.
- Costa-Leonardo, 1994: 111–114, fig. 1 • *Serritermes serrifer*; leg exocrine gland; phylogeny.
- Costa-Leonardo, 1995: 31–44 • *Serritermes serrifer*; digestive tube.

- Noirot, 1995b: 197–226 • *Serritermes serrifer*; gut morphology.
- Costa-Leonardo, 1997b: 29–37 • *Serritermes serrifer*; salivary glands; secretions.
- Costa-Leonardo and Soares, 1997a: 47–52, figs. 1, 3, 7–8, 12 • *Serritermes serrifer*; antennal morphology; soldier, worker figured.
- Constantino, 1998b: 161 • *Serritermes serrifer*; catalog. Brazil.
- Costa-Leonardo, 1998a: 65–67 • *Serritermes serrifer*; frontal gland.
- Fontes, 1998: 332 • *Serritermes serrifer*; catalog; distribution. Brazil.
- Constantino, 1999a: figs. 34, 35 • *Serritermes serrifer*; soldier figured.
- Bandeira and Vasconcellos, 1999: 40, table 1 • *Serritermes serrifer*; checklist; ecology; distribution. Brazil.
- Constantino and Canello, 1999: 197 • *Serritermes serrifer*; additions and corrections to Mathews, 1977.
- Constantino, 2002a: figs. 56–57 • *Serritermes serrifer*; soldier figured.
- Austin et al., 2004a: 548–555 • *Serritermes serrifer*; COII sequences; phylogeny; transfer to Rhinotermitidae suggested.
- Lo et al., 2004: 365–371 • *Serritermes serrifer*; phylogeny; COI, COII, 16S rRNA sequences.
- Ohkuma et al., 2004: 701–710 • *Serritermes serrifer*; phylogeny; COII sequences.
- Canello and DeSouza, 2005: 44–46, 47 • *Serritermes serrifer*; comparisons.
- Costa-Leonardo and Patricio, 2005: 659–670 • *Serritermes serrifer*; spermathecal structure.
- Engel et al., 2009: 22, 24, 26, figs. 3, 5 • *Serritermes serrifer*; character-state coding; phylogeny.

🌐 DISTRIBUTION: Neotropical Region—Brazil: Pará.

SCIENTIFIC PUBLICATIONS OF THE AMERICAN MUSEUM OF NATURAL HISTORY

AMERICAN MUSEUM NOVITATES

BULLETIN OF THE AMERICAN MUSEUM OF NATURAL HISTORY

ANTHROPOLOGICAL PAPERS OF THE AMERICAN MUSEUM OF NATURAL HISTORY

PUBLICATIONS COMMITTEE

ROBERT S. VOSS, CHAIR

BOARD OF EDITORS

JIN MENG, PALEONTOLOGY

LORENZO PRENDINI, INVERTEBRATE ZOOLOGY

ROBERT S. VOSS, VERTEBRATE ZOOLOGY

PETER M. WHITELEY, ANTHROPOLOGY

MANAGING EDITOR

MARY KNIGHT

Submission procedures can be found at <http://research.amnh.org/scipubs>

All issues of *Novitates* and *Bulletin* are available on the web from
<http://digitallibrary.amnh.org/dspace>

Order printed copies from <http://www.amnhshop.com> or via standard mail from:
American Museum of Natural History—Scientific Publications
Central Park West at 79th Street
New York, NY 10024

Ⓢ This paper meets the requirements of ANSI/NISO Z39.48-1992 (permanence of paper).

ON THE COVER: SEM OF HEAD OF MINOR SOLDIER OF RHINOTERMES MARGINALIS (LINNAEUS) WITH DETAILS OF TIP OF PROBOSCIS.