



**Impact of the Red Imported Fire Ant, *Solenopsis invicta* (Hymenoptera: Formicidae), on Biological Control of *Salvinia minima* (Hydropteridales: Salviniaceae) by *Cyrtobagous salviniae* (Coleoptera: Curculionidae)**

Authors: Parys, Katherine A., and Johnson, Seth J.

Source: Florida Entomologist, 95(1) : 136-142

Published By: Florida Entomological Society

URL: <https://doi.org/10.1653/024.095.0121>

---

BioOne Complete ([complete.BioOne.org](https://complete.BioOne.org)) is a full-text database of 200 subscribed and open-access titles in the biological, ecological, and environmental sciences published by nonprofit societies, associations, museums, institutions, and presses.

Your use of this PDF, the BioOne Complete website, and all posted and associated content indicates your acceptance of BioOne's Terms of Use, available at [www.bioone.org/terms-of-use](https://www.bioone.org/terms-of-use).

Usage of BioOne Complete content is strictly limited to personal, educational, and non - commercial use. Commercial inquiries or rights and permissions requests should be directed to the individual publisher as copyright holder.

---

BioOne sees sustainable scholarly publishing as an inherently collaborative enterprise connecting authors, nonprofit publishers, academic institutions, research libraries, and research funders in the common goal of maximizing access to critical research.

IMPACT OF THE RED IMPORTED FIRE ANT, *SOLENOPSIS INVICTA* (HYMENOPTERA: FORMICIDAE), ON BIOLOGICAL CONTROL OF *SALVINIA MINIMA* (HYDROPTERIDALES: SALVINIACEAE) BY *CYRTOBAGOUS SALVINIAE* (COLEOPTERA: CURCULIONIDAE)

KATHERINE A. PARYS AND SETH J. JOHNSON

Department of Entomology, Louisiana Agricultural Experiment Station,  
Louisiana State University Agricultural Center, Baton Rouge, LA 70803

ABSTRACT

A 2-yr study of the impacts of the red imported fire ant, *Solenopsis invicta* Buren, on the success of *Cyrtobagous salviniae* Calder & Sands as a biological control agent of common salvinia, *Salvinia minima* Baker, was undertaken in southern Louisiana. Floating moats were constructed around 8 release sites where *C. salviniae* was introduced as a biological control agent. These moats were used to restrict access to the release site by red imported fire ants in half the quadrats. Moating was successful in limiting the number of red imported fire ants in the release sites over the course of the study ( $P < 0.0001$ ). In 2010, locations where access by red imported fire ants was limited by the presence of a moat had lower biomass ( $P = 0.04$ ) and higher populations of *C. salviniae* ( $P < 0.0001$ ). Our study suggests that the presence of red imported fire ants negatively impacts the success of *C. salviniae* as a biological control agent.

Key Words: Common salvinia, predation, natural regulation

RESUMEN

Fue realizado en el sur de Louisiana un estudio de dos años de los impactos de la hormiga roja importada, *Solenopsis invicta* Buren, sobre el éxito del *Cyrtobagous salviniae* Calder y Sands como agente de control biológico de *Salvinia minima* Baker. Fosos flotantes fueron construidos alrededor de ocho sitios de introducción de *C. salviniae* como agente de control biológico. Estos fosos fueron empleados para restringir el acceso de *S. invicta* al sitio de introducción en la mitad de los cuadrantes. El empleo de fosos logró limitar el número de hormigas rojas importadas en los sitios de introducción durante el estudio ( $p < 0.0001$ ). En el 2010, los locales en donde el acceso de la hormiga roja importada fue limitado por la presencia de un foso tenían menos biomasa ( $p = 0.04$ ) y poblaciones mayores de *C. salviniae* ( $p < 0.0001$ ). Nuestro estudio sugiere que la presencia de la hormiga roja importada afecta negativamente el éxito de *C. salviniae* como agente de control biológico.

Translation provided by Russell Conner.

Common salvinia, *Salvinia minima* Baker, is an aquatic invasive freshwater fern from South America that is currently established in waterways across the Gulf Coast of the United States (Jacono et al. 2001). Common salvinia is considered problematic in both Texas and Louisiana where infestations form dense mats that impede access, outcompete native vegetation, and degrade water quality (Montz 1989; Hatch 1995; Richards 2003; Flores & Carlson 2006). These infestations also provide habitat for *Mansonia* spp. (Diptera: Culicidae), known to vector several infectious diseases to humans (Howitt et al. 1949; Chow et al. 1955; Chamberlain et al. 1956; Lounibos et al. 1990; CDC 2009).

Common salvinia reproduces asexually from small plant fragments, and like many aquatic invasive plants spreads easily through boat movement (Johnstone et al. 1985; Miller & Wilson

1989; Jacono 2003). Weather also contributes to the spread of salvinia, as mats can fragment with flooding and water movement (Harley & Mitchell 1981; Room 1983, 1990). Current chemical control options for salvinia infestations are non-selective and expensive, ranging in price from US\$ 198 to US\$ 297/ha (Tewari & Johnson 2011). Biological control of giant salvinia, *Salvinia molesta* Mitchell, has been successful at a much lower cost than other available methods of control (Chikwenhere & Keswani 1997).

*Cyrtobagous salviniae* Calder and Sands (Coleoptera: Curculionidae) is a semi-aquatic weevil native to South America that has been used to successfully control *S. molesta* in 16 countries (Thomas & Room 1986; Wibmer & O'Brien 1986; Cilliers 1991; Julien et al. 2002). Although *C. salviniae* has been widely used to control giant salvinia, it also has been credited with keeping Flor-

ida populations of common salvinia under control (Jacono et al. 2001). *Cyrtobagous salviniae*, which is adventive in Florida, was first introduced into both Texas and Louisiana in 2000 by the US Department of Agriculture to help control the spread of giant salvinia (Goolsby et al. 2000).

The red imported fire ant, *Solenopsis invicta* Buren, is an adventive exotic pest discovered in the port of Mobile, Alabama in the 1930s (Buren 1972). The red imported fire ant is native to South America where populations are limited by competition and parasitoid pressure (Buren et al. 1974; Jouvenaz 1983). It has a broad omnivorous diet, eating both plants and animals with other invertebrates making up a large part of their diet (Vinson 1997). The voracious appetite and indiscriminate diet of the red imported fire ant has earned a reputation as beneficial for eating pests in some agricultural systems, though diet preference is hard to predict and can include other beneficial insects (Sterling 1978; Eubanks 2001).

Red imported fire ant colonies are known to use water to disperse and display unique rafting behavior when flooded (Morrill 1974; Mlot et al. 2011). Freed & Neitman (1988) first noted red imported fire ants using aquatic vegetation to forage over water. They were recorded crossing long leaf pondweed (*Potamogeton nodosus* Poir.), and foraging up to 15 m from the shore in a Texas pond (Patrock 2007). Tewari (2007) found populations of red imported fire ants foraging extensively on common salvinia mats in both forested wetlands and canals in southern Louisiana up to 80 m from the levee. They have been known to venture into other wet habitats to prey on intertidal polychaetes, young sea turtles, neonate alligators, and a variety of other wildlife (Allen et al. 1997; Allen et al. 2001; Palomo et al. 2003; Allen et al. 2004).

Biological control programs for other aquatic plants have been impacted by the presence of fire ants. Red imported fire ants have been observed preying on *Spodoptera pectinicornis* Hampson (Lepidoptera: Noctuidae), an introduced biological control agent of waterlettuce, *Pistia stratiotes* L. (Arales: Araceae) (Dray et al. 2001). *Samea multiplicalis* (Gunée) (Lepidoptera: Crambidae) and *Stenopelmus rufinasus* Gyllenhal (Coleoptera: Curculionidae), native control agents of the floating fern *Azolla* (Hydropteridales: Salviniaceae) also are negatively impacted by red imported fire ants (Cuda et al. 2004). The objective of this study was to determine whether the presence of red imported fire ants is negatively affecting the success of the biological control of common salvinia in southern Louisiana.

#### MATERIALS AND METHODS

The experimental site was an artificial pond heavily infested with *S. minima* on privately

owned property located near the town of Tunica, Louisiana (30.951656 N, -91.480719 W). The levee adjacent to the pond had known populations of red imported fire ants. To allow red imported fire ants to forage freely, no insecticide treatment was used during the course of our study. No biological control agents had previously been released at this site. Eight exclusion quadrats (Fig. 1) were constructed and placed in the experimental pond parallel to the levee. Each quadrat consisted of 2 nested square quadrats made from 5.08 cm diameter SCH40 PVC pipe. The inner quadrat measured 1.00 m<sup>2</sup> whereas the outer was 1.50 m<sup>2</sup>, leaving a 0.25 m moat between the inner and outer quadrats. The 2 quadrats were rigidly connected to each other in 4 locations 0.13 m underwater by 12.70 mm SCH40 PVC to prevent the moat from being compromised. Assembled quadrats were placed in the water and anchored to the levee on the bank of the pond, leaving 1 m both between quadrats and between quadrats and the levee. The quadrats were cleared of all plant material prior to the beginning of the study.

In both 2009 and 2010, each of the inner quadrats was filled with 3 kg of common salvinia and seeded with 150 *C. salviniae* individuals (in 2010, plant material was transported from another location to prevent previously established populations of *C. salviniae* from confounding results). Every other quadrat's moat was filled with an ad-




Fig. 1. Exclusion quadrats in the field at the site in Tunica, Louisiana.

ditional 3 kg of plant material to cover the open water and allow red imported fire ants access to the inner quadrat (Fig. 1). Moated release quadrats were cleared of any introduced plant material and plants growing in the quadrat other than common salvinia were removed every other week. Inner quadrats also received a floating pitfall trap to monitor for activity of red imported fire ants (Parys & Johnson 2011).

During 2009, *C. salviniae* were introduced in early July and allowed to establish for 2 mo before sampling commenced in Sep. Quadrats were sampled once a month for 2 mo before heavy rain caused the pond to overtop the levee, compromising the mat and enclosures. The 2009/2010 winter was unusually cold, with the pond's water surface reaching a low of 1.18 °C. In 2010, the experiment was not re-established until the month of July when the mat of common salvinia had reformed across the water's surface. *Cyrtobagous salviniae* were again allowed to establish for 2 mo before sampling was initiated in Sep. Sampling the mat of common salvinia was accomplished by placing three 0.1 m<sup>2</sup> mini-quadrats constructed from 2.5 cm dia SCH40 PVC pipe. Plant material was removed from within each of the mini-quadrats, samples were hand squeezed to remove excess water and returned to the lab. During 2010, biomass was recorded from these samples as well. Tewari & Johnson (2011) established that wet weights of common salvinia samples were significantly correlated with dry weights, suggesting that wet weights were an efficient and reliable way of comparing treatments. Plant samples were returned to the laboratory and submerged for 24 h to count *C. salviniae* present. Both the plant material and weevils were returned to the original quadrat following counts of *C. salviniae*. In addition to the samples of plant material, each floating pitfall trap was emptied and refilled, and catches returned to the lab for processing and identification.

The presence of *S. multiplicalis*, a native herbivore documented to negatively impact the biomass of common salvinia in Louisiana also was noted at the field site (Tewari & Johnson 2011). To reduce confounding results, quadrats were sprayed with a microbial insecticide (Thuricide® concentrate, active ingredient: *Bacillus thuringiensis kurstaki*, approximately 4000 *Spodoptera* units/6 million viable spores per milligram) when larvae and adults of *S. multiplicalis* were observed. A HOBO® Pro v2 Water Temperature Data Logger (#U22-001, Onset Computer Corporation, Bourne, Massachusetts) set to record water temperature hourly, was set in place at the site during the summer of 2009, and allowed to run throughout the length of the study.

Data collected from experiments in 2009 and 2010 were analyzed separately by years and as a pooled group where possible. Analysis of Vari-

ance (ANOVAs) was performed with Proc MIXED (SAS Institute 2008). Data from *S. invicta* populations, *C. salviniae* populations, and *S. minima* biomass were compared in two-way ANOVAs with treatment (moating of release sites) and sampling date as factors. When differences were detected by ANOVAs ( $P < 0.05$ ) least square means were separated by the least significant differences (LSD,  $\alpha = 0.05$ ).

## RESULTS

Differences in the number of individual *S. invicta* collected were not detected in 2009 between moated and non-moated quadrats ( $F = 3.21$ ;  $df = 1,12$ ;  $P = 0.0984$ ), but were different during 2010 ( $F = 64.14$ ;  $df = 1,36$ ;  $P = 0.0005$ ) (Figs. 2 and 3). Sampling date also was significant in 2010 ( $F = 4.58$ ;  $df = 5,36$ ;  $P = 0.0025$ ). Differences between treatments were significant when data from 2009 and 2010 were pooled, indicating that the moat was successful in keeping most individuals from accessing the inner area throughout the study ( $F = 17.88$ ;  $df = 1,48$ ;  $P < 0.0001$ ). The sampling date ( $F = 6.20$ ;  $df = 7,48$ ;  $P < 0.0001$ ) and treatment  $\times$  date ( $F = 8.95$ ;  $df = 7,48$ ;  $P < 0.0001$ ) interaction also were significant in the pooled model. No other species of ants were collected from the traps during either yr.

Population data of *C. salviniae* sampled during the study was subdivided into 2 sets by year. During 2009, numbers of *C. salviniae* per sample were not different between treatments ( $F = 0.20$ ;  $df = 1,12$ ;  $6$ ;  $P = 0.6665$ ) (Fig. 4). For 2010, one data point (one quadrat from Oct 2010) stood out from the others as over 6 standard deviations from the mean, possibly indicating a severe outlier. Data for 2010 were analyzed using Dixon's Q, which

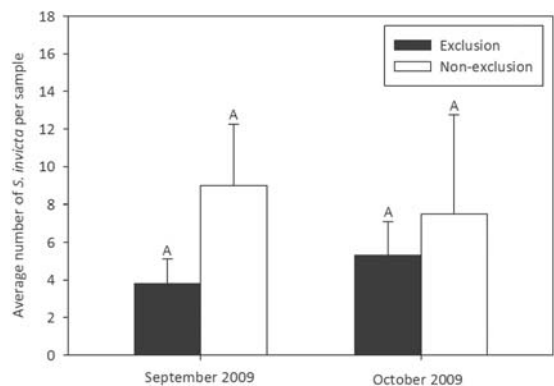


Fig. 2. Average number of individual *Solenopsis invicta* recovered from a floating pitfall trap placed within the inner-quadrat for 2 sampling dates from Sep-Oct of 2009. When significant differences were detected between treatments, bars capped with same letter are not significantly different (LSD,  $\alpha = 0.05$ ).

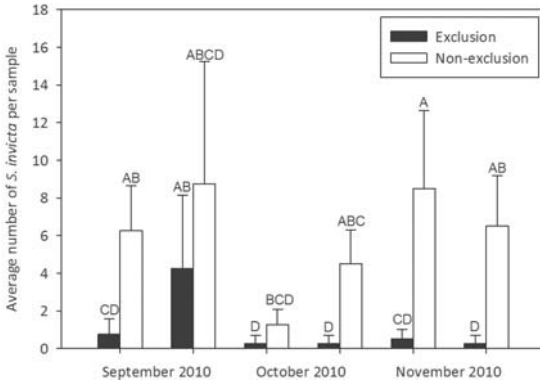


Fig. 3. Average number of individual *Solenopsis invicta* recovered from a floating pitfall trap placed within the inner-quadrat over 6 sampling dates (2 per mo) from Sep-Nov of 2010. Bars capped with the same letters are not statistically different (LSD,  $\alpha = 0.05$ ).

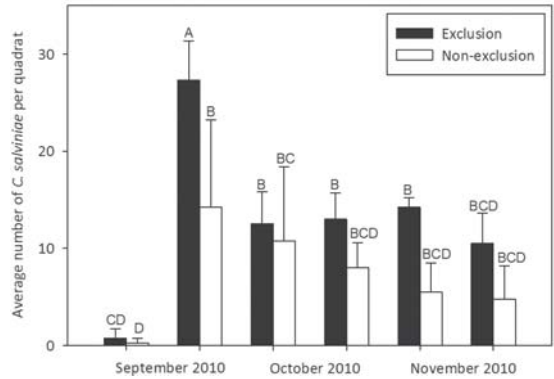


Fig. 5. Number of individuals of *Cyrtobagous salviniae* removed from 0.1m<sup>2</sup> area of *Salvinia minima* over 6 sampling dates (2 per month) from Sep-Nov of 2010 (Adjusted using Dixon's Q). Bars capped with the same letters are not statistically different (LSD,  $\alpha = 0.05$ ).

suggested rejecting the outlier from analysis with a 95% confidence level ( $Q = 0.86$ ) (Dean & Dixon 1951; Rorabacher 1991). After removing the outlier from the 2010 data, the number of individuals of *C. salviniae* per sample of *S. minima* was significantly higher in quadrats with a moat ( $F = 22.0$ ;  $df = 1,35$ ;  $P < 0.0001$ ) (Fig. 5), indicating that the treatment affected *C. salviniae*. Sampling date in 2010 for *C. salviniae* population was also significant ( $F = 17.81$ ;  $df = 5,35$ ;  $P < 0.0001$ ). Data for *C. salviniae* populations were not pooled between years for analysis because normality assumptions were violated.

Biomass of the of *S. minima* samples was only analyzed for 2010 and was normally distributed. The biomass of *S. minima* samples was lower in moated quadrats than those that were unmoated ( $F = 4.42$ ;  $df = 1,36$ ;  $P = 0.0425$ ). Biomass declined

during the course of the study causing estimates to differ among sampling dates ( $F = 43.46$ ;  $df = 5,36$ ;  $P < 0.0001$ ) (Fig. 6).

#### DISCUSSION

During this 2 yr study, *C. salviniae* was introduced as a biological control agent for common salvinia at 8 sites, and half of those sites were moated to prohibit red imported fire ants from reaching release sites. Moats successfully excluded red imported fire ants during 2010, positively affected *C. salviniae* populations, and negatively affected common salvinia biomass.

Differences observed among dates in red imported fire ant populations are likely a response to changes in foraging behavior as a response to abiotic factors such as rainfall and seasonal tem-

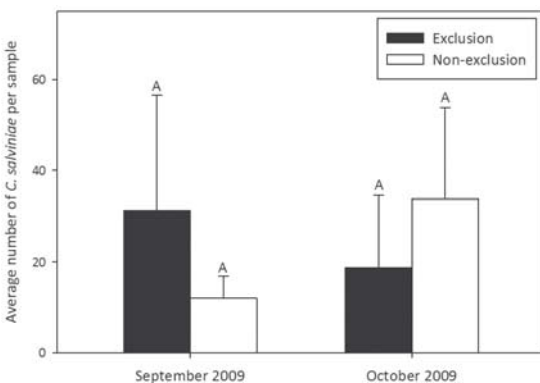


Fig. 4. Average number of individuals of *Cyrtobagous salviniae* removed from 0.1 m<sup>2</sup> area of *Salvinia minima* from 2 sampling dates, Sep-Oct of 2009. Bars capped with the same letters are not statistically different (LSD,  $\alpha = 0.05$ ).

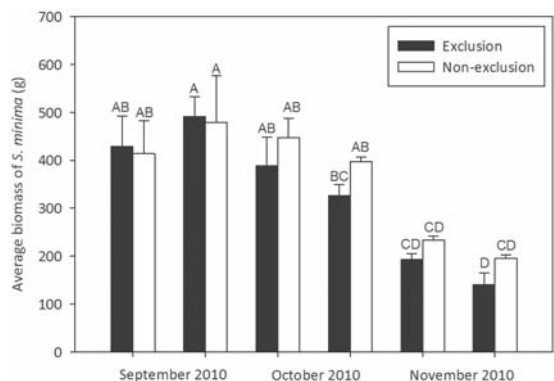


Fig. 6. Average biomass of 0.1 m<sup>2</sup> of *Salvinia minima* over 6 sampling dates (2 per mo) from Sep-Nov of 2010. Bars capped with the same letters are not statistically different (LSD,  $\alpha = 0.05$ ).

perature changes. Other studies have found that optimum foraging occurs between 22 and 36 °C (Porter & Tschinkel 1987). Whereas moats were an effective method to significantly decrease the number of red imported fire ant individuals within a quadrat, several individuals managed to cross the moat. Vegetation growing along the bank could have provided temporary access, although plant material was diligently cleared to eliminate any possible bridge substrates from the area. Red imported fire ants are well documented to survive water and flooding so it is not surprising that some individuals might cross 0.25 m of open water (Morrill 1974; Mlot et al. 2011).

Many species of ants are documented to interfere with biological control programs, both by defending food sources and through intra-guild predation (Cudjoe et al. 1993; Stechmann et al. 1996; González-Hernández et al. 1999; Eubanks et al. 2002; Kaplan & Eubanks 2002; Wyckhuys et al. 2007). Discussion of predation on weevils from other arthropods is scattered in the literature across a wide variety of ecological systems (Barney et al. 1979; Alfaro & Borden 1980; Barney & Armbrust 1980; Richman et al. 1983; Barker et al. 1989). The best documented impact of arthropod predation on a weevil is the use of red imported fire ants as a control agent for the boll weevil (Sterling 1978; Jones & Sterling 1979; Fillman & Sterling 1983). Red imported fire ants also have been documented impacting the *Azolla* weevil, *S. rufinasus* (Cuda et al. 2004), which is of a similar adult size (2 mm) to *C. salviniae* (Hill 1998; Tipping et al. 2010).

Although not addressed in this study, red imported fire ants that were actively foraging on the mat of common salvinia were likely also preying on both larvae and eggs of *S. multiplicalis*. Red imported fire ants interfered with the introduction and establishment of a similar lepidopteran, *S. pecticornis*, released for the biological control of waterlettuce (Dray et al. 2001) and have been observed preying on *S. multiplicalis* in Florida (Cuda et al. 2004). Lepidopteran eggs and larvae in a variety of terrestrial systems also are prey for red imported fire ants (Reagan et al. 1972; McDaniel & Sterling 1979; Eger et al. 1983; Elvin et al. 1983; Eubanks 2001; Seagraves & McPherson 2006). Thuricide® was sprayed to control *S. multiplicalis* within our study area, but the majority of the pond was untreated and supported large populations of larvae as a food source throughout the study. Although *S. multiplicalis* had a negligible effect on common salvinia in Florida (Tipping & Center 2005), Tewari & Johnson (2011) documented that *S. multiplicalis* had a significant negative effect on the biomass of common salvinia in Louisiana.

This study suggests red imported fire ants are actively impacting the success of the biological control of common salvinia by decreasing the

population of *C. salviniae*. In combination with probable predation on the only other herbivore, *S. multiplicalis*, populations of red imported fire ants should be controlled where possible to increase the success of biological control for either salvinia species. Although not cost effective or possible for large wetland areas or water bodies, controlling red imported fire ants around smaller infestations of common salvinia when infested with *C. salviniae* will increase chances of successful biological control.

#### ACKNOWLEDGMENTS

Thanks are extended to Anna Mészáros, Jordan Fryoux, Tiffany Pasco, J. C. Claviere, Nick Colligan and Adam Holtman for helping with quadrat construction and field assistance. Paul and Melanie Kadair graciously allowed us use of their property. Russell Conner translated the abstract. Chris Carlton, Natalie Hummel, Michael J. Stout, Anna Mészáros, Michael L. Ferro, and two anonymous reviewers provided valuable suggestions and reviewed this manuscript. This project was funded in part by Louisiana Department of Wildlife and Fisheries Contracts #673252, #686647, and #696303. This publication was approved by the Director, Louisiana Agricultural Experiment Station as manuscript number 2011-234-6483

#### REFERENCES CITED

- ALFARO, R. I., AND BORDEN, J. H. 1980. Predation by *Lonchaea corticis* (Diptera: Lonchaeidae) on the white pine weevil, *Pissodes strobi* (Coleoptera: Curculionidae). *Can. Entomol.* 112: 1259-1270.
- ALLEN, C. R., EPPERSON, D. M., AND GARMESTANI, A. S. 2004. Red imported fire ant impacts on wildlife: a decade of research. *Am. Midl. Nat.* 152: 88-103.
- ALLEN, C. R., RICE, K. G., WOJCIK, D. P., AND PERCIVAL, H. F. 1997. Effect of red imported fire ants envenomization on neonatal American alligators. *J. Herpetol.* 31: 318-321.
- ALLEN, C. R., FORYS, E. A., RICE, K. G., AND WOJCIK, D. P. 2001. Effects of fire ants (Hymenoptera: Formicidae) on hatching turtles and prevalence of fire ants on sea turtle nesting beaches in Florida. *Florida Entomol.* 84: 250-253.
- BARKER, G. M., POTTINGER, R. P., AND ADDISON, P. J. 1989. Population dynamics of the argentine stem weevil (*Listronotus bonariensis*) in pastures of Waikato, New Zealand. *Agriculture, Ecosystems & Environ.* 26: 79-115.
- BARNEY, R. J., AND ARMBRUST, E. J. 1980. Field predation of alfalfa weevil and clover root curculio adults. *J. Econ. Entomol.* 73: 599-601.
- BARNEY, R. J., ROBERTS, S. J., PAUSCH, R. D., AND ARMBRUST, E. J. 1979. Impact of prey age and temperature on predation by the eastern flower thrips, *Frankliniella tritici*, on eggs of the alfalfa weevil. *Environ. Entomol.* 8: 814-815.
- BUREN, W. F. 1972. Revisionary studies on the taxonomy of the imported fire ants. *J. Georgia Entomol. Soc.* 7: 1-26.
- BUREN, W. F., ALLEN, G. E., WHITCOMB, W. H., LENNARTZ, F. E., AND WILLIA, R. N. 1974. Zoogeography of the

- imported fire ants. J. New York Entomol. Soc. 82: 113-124.
- CDC (CENTERS FOR DISEASE CONTROL AND PREVENTION). 2009. West Nile Virus. <http://www.cdc.gov/ncidod/dvbid/westnile/mosquitospecies.htm>
- CHAMBERLAIN, R. W., SIKES, R. K., AND NELSON, D. B. 1956. Infection of *Mansonia perturbans* and *Psoorophora ferox* mosquitoes with Venezuelan Equine Encephalomyelitis Virus. Proc. Soc. Exp. Biol. Med. 91: 215-216.
- CHIKWENHERE, G. P., AND KESWANI, C. L. 1997. Economics of biological control of Kariba weed (*Salvinia molesta* Mitchell) at Tengwe in north-western Zimbabwe a case study. Int. J. Pest Manag. 43: 109-112.
- CHOW, C. Y., THEVASAGAYAM, E. S., AND WAMBEK, E. G. 1955. Control of *Salvinia* as host of *Mansonia* mosquitoes. Bull. World Health Organ. 12: 365-369.
- CILLIERS, C. J. 1991. Biological Control of water fern, *Salvinia molesta* (Salvinaceae), in South Africa. Agriculture, Ecosystems, and Environment 37: 219-224.
- CUDA, J. P., BRAMMER, A. S., PEREIRA, R. M., AND BROZA, W. 2004. Interference of natural regulation of the aquatic weed mosquito fern (*Azolla caroliniana*) by the red imported fire ant. Aquatics 26: 20-26.
- CUDJOE, A. R., NEUENSCHWANDER, P., AND COPLAND, M. J. W. 1993. Interference by ants in biological control of the cassava mealybug *Phenacoccus manihoti* (Hemiptera: Pseudococcidae) in Ghana. Bull. Entomol. Res. 83: 15-22.
- DEAN, R. B., AND DIXON, W. J. 1951. Simplified statistics for small numbers of observations. Anal. Chem. 23: 636-638.
- DRAY, F. A., CENTER, T. D., AND WHEELER, G. S. 2001. Lessons from unsuccessful attempts to establish *Spodoptera pectinicornis* (Lepidoptera : Noctuidae), a biological control agent of waterlettuce. Biocontrol Sci. Technol. 11: 301-316.
- EGER, J. E., JR., STERLING, W. L., AND HARTSTACK, A. W., JR. 1983. Winter survival of *Heliothis virescens* and *Heliothis zea* (Lepidoptera: Noctuidae) in College Station, Texas. Environ. Entomol. 12: 970-975.
- ELVIN, M. K., STIMAC, J. L., AND WHITCOMB, W. H. 1983. Estimating rates of arthropod predation on velvetbean caterpillar larvae in soybeans. Florida Entomol. 66: 319-330.
- EUBANKS, M. D. 2001. Estimates of the direct and indirect effects of red imported fire ants on biological control in field crops. Biol. Control 21: 31-43.
- EUBANKS, M. D., BLACKWELL, S. A., PARRISH, C. J., DELAMAR, Z. D., AND HULL-SANDERS, H. 2002. Intraguild predation of beneficial arthropods by red imported fire ants in cotton. Environ. Entomol. 31: 1168-1174.
- FILLMAN, D., AND STERLING, W. 1983. Killing power of the red imported fire ant [Hym.: Formicidae]: a key predator of the boll weevil [Col.: Curculionidae]. Bio-Control 28: 339-344.
- FLORES, D., AND CARLSON, J. W. 2006. Biological control of giant salvinia in East Texas waterways and the impact on dissolved oxygen levels. J. Aquat. Plant Manag. 44: 115-121.
- FREED, P. S., AND NEITMAN, K. 1988. Notes on predation on the endangered Houston toad, *Bufo houstonensis*. Texas J. Sci. 40: 454-456.
- GONZÁLEZ-HERNÁNDEZ, H., JOHNSON, M. W., AND REIMER, N. J. 1999. Impact of *Pheidole megacephala* (F.) (Hymenoptera: Formicidae) on the biological control of *Dysmicoccus brevipes* (Cockerell) (Homoptera: Pseudococcidae). Biol. Control 15: 145-152.
- GOOLSBY, J. A., TIPPING, P. W., TURNER, T. D., AND DRIVER, F. 2000. Evidence of a new *Cyrtobagous* species (Coleoptera: Curculionidae) on *Salvinia minima* Baker in Florida. Southwest. Entomol. 25: 299-301.
- HARLEY, K. L. S., AND MITCHELL, D. S. 1981. The Biology of Australian Weeds: 6. *Salvinia molesta* D. S. Mitchell. J. Australian Inst. Ag. Sci. 47: 67-76.
- HATCH, S. L. 1995. *Salvinia minima* new to Texas. Sida 16: 595.
- HILL, M. P. 1998. Life history and laboratory host range of *Stenopelmus rufinusus*, a natural enemy for *Azolla filiculoides* in South Africa. Biocontrol 43: 215-224.
- HOWITT, N. F., DODGE, H. R., BISHOP, L. K., AND GORRIE, R. H. 1949. Recovery of the virus of eastern equine encephalomyelitis from mosquitoes (*Mansonia perturbans*) collected in Georgia. Science 110: 141-142.
- JACONO, C., DAVERN, T. R., AND CENTER, T. D. 2001. The adventive status of *Salvinia minima* and *S. molesta* in the Southern United States and the related distribution of the weevil *Cyrtobagous salviniae*. Castanea 66: 214-226.
- JACONO, C. C. 2003. Identification- *Salvinia minima* Baker. <http://salvinia.er.usgs.gov/html/identification1.html>
- JOHNSTONE, I. M., COFFEY, B. T., AND HOWARD-WILLIAMS, C. 1985. The role of recreational boat traffic in inter-lake dispersal of macrophytes: a New Zealand case study. J. Environ. Manag. 20: 263-279.
- JONES, D., AND STERLING, W. L. 1979. Manipulation of red imported fire ants in a trap crop for boll weevil suppression. Environ. Entomol. 8: 1073-1077.
- JOUVENAZ, D. P. 1983. Natural enemies of fire ants. Florida Entomol. 66: 111-121.
- JULIEN, M. H., CENTER, T. D., AND TIPPING, P. W. 2002. Floating Fern (*Salvinia*), pp. 17-32 In R. V. Driesche, B. Blossey, M. Hoddle, S. Lyon and R. Reardon [eds.], Biological Control of Invasive Plants in the Eastern United States. USDA Forest Service Publication FHTET-2002-04.
- KAPLAN, I., AND EUBANKS, M. D. 2002. Disruption of cotton aphid (Homoptera: Aphididae) - natural enemy dynamics by red imported fire ants (Hymenoptera: Formicidae). Environ. Entomol. 31: 1175-1183.
- LOUNIBOS, L. P., LARSON, V. L., AND MORRIS, C. D. 1990. Parity, fecundity, and body size of *Mansonia dyari* in Florida. J. American Mosq. Control Assoc. 6: 121-126.
- MCDANIEL, S. G., AND STERLING, W. L. 1979. Predator determination and efficiency on *Heliothis virescens* eggs in cotton using 32P2. Environ. Entomol. 8: 1083-1087.
- MILLER, I. L., AND WILSON, C. G. 1989. Management of *Salvinia* in the Northern Territory. J. Aquat. Plant Manag. 27: 40-46.
- MLOT, N. J., TOVEY, C. A., AND HU, D. L. 2011. Fire ants self-assemble into waterproof rafts to survive floods. P. Natl. Acad. Sci. 108: 7669-7673.
- MONTZ, G. N. 1989. Distribution of *Salvinia minima* in Louisiana pp. 312-316, Proc. 23rd Annu. Mtg. Aquatic Plant Control Research Program Misc. Paper A-89-1 U. S. Army Corps of Engineers, Vicksburg, Mississippi.
- MORRILL, W. 1974. Dispersal of red imported fire ants by water. Florida Entomol. 57: 39-44.
- PALOMO, G., MARTINETTO, P., PEREZ, C., AND IRIBARNE, O. 2003. Ant predation on intertidal polychaetes in a

- SW Atlantic estuary. Marie Ecology Progress Series 253: 165-170.
- PARYS, K. A., AND JOHNSON, S. J. 2011. Collecting Insects Associated With Wetland Vegetation: An Improved Design for a Floating Pitfall Trap. *Coleopt. Bull.* 65: 341-344.
- PATROCK, R. J. W. 2007. The use by red imported fire ants, *Solenopsis invicta* (Hymenoptera: Formicidae), of *Potamogeton nodosus* (Potamogetonaceae) leaves as platforms into the littoral zone in Texas, U.S.A. *Entomol. News* 118: 527-529.
- PORTER, S. D., AND TSCHINKEL, W. R. 1987. Foraging in *Solenopsis invicta* (Hymenoptera, Formicidae): effects of weather and season. *Environ. Entomol.* 16: 802-808.
- REAGAN, T. E., COBURN, G., AND HENSLEY, S. D. 1972. Effects of mirex on the arthropod fauna of a Louisiana sugarcane field. *Environ. Entomol.* 1: 588-291.
- RICHARDS, R. D. 2003. Information and action suggestions for implementation of biological control activity against Giant Salvinia, *Salvinia molesta* for consideration by USDA APHIS PPQ Western Region. USDA APHIS PPQ Publication.
- RICHMAN, D. B., WHITCOMB, W. H., AND BUREN, W. F. 1983. Predation on neonate larvae of *Diaprepes abbreviatus* (Coleoptera: Curculionidae) in Florida and Puerto Rico Citrus Groves. *Florida Entomol.* 66: 215-222.
- ROOM, P. M. 1983. 'Falling Apart' as a lifestyle. The rhizome architecture and population growth of *Salvinia molesta*. *J. Appl. Ecol.* 71: 349-365.
- ROOM, P. M. 1990. Ecology of a simple plant-herbivore system: biological control of *Salvinia*. *Trends in Ecology and Evolution* 5: 74-79.
- RORABACHER, D. B. 1991. Statistical treatment for rejection of deviant values: critical values of Dixon's "Q" parameter and related subrange ratios at the 95 % confidence level. *Anal. Chem.* 63: 139-146.
- SAS INSTITUTE. 2008. User's Manual, version 9.2. SAS Institute, Cary, North Carolina.
- SEAGRAVES, M. P., AND MCPHERSON, R. M. 2006. Monitoring red imported fire ant (Hymenoptera: Formicidae) foraging behavior and impact on foliage-dwelling arthropods on soybean produced under three ant suppression regimes. *J. Entomol. Sci.* 41: 374-384.
- STECHMANN, D. H., VÖLKL, W., AND STARY, P. 1996. Ant-attendance as a critical factor in the biological control of the banana aphid *Pentalonia nigronervosa* Coq. (Hom. Aphididae) in Oceania. *J. Appl. Entomol.* 120: 119-123.
- STERLING, W. 1978. Fortuitous biological suppression of the boll weevil by the red imported fire ant. *Environ. Entomol.* 7: 564-568.
- TREWARI, S. 2007. Impact and Interaction of *Samea multiplicalis* (Lepidoptera: Pyralidae) and *Cyrtobagous salviniae* (Coleoptera: Curculionidae) on *Salvinia minima* in South Louisiana and the Foraging Behavior of *Solenopsis invicta* (Hymenoptera: Formicidae) on *Salvinia minima* M.Sc., Louisiana State University and Agricultural and Mechanical College Baton Rouge, Louisiana.
- TREWARI, S., AND JOHNSON, S. J. 2011. Impact of two herbivores, *Samea multiplicalis* (Lepidoptera: Crambidae) and *Cyrtobagous salviniae* (Coleoptera: Curculionidae), on *Salvinia minima* in Louisiana. *J. Aquat. Plant Manag.* 49: 36-43.
- THOMAS, P. A., AND ROOM, P. M. 1986. Taxonomy and control of *Salvinia molesta*. *Nature* 320: 581-584.
- TIPPING, P. W., AND CENTER, T. D. 2005. Population dynamics of *Cyrtobagous salviniae* on common salvinia in South Florida. *J. Aquat. Plant Manag.* 43: 47-50.
- TIPPING, P. W., MARTIN, M. R., BAUER, L., POKORNY, E., AND CENTER, T. D. 2010. Asymmetric impacts of two herbivore ecotypes on similar host plants. *Ecol. Entomol.* 35: 469-476.
- VINSON, S. B. 1997. Invasion of the red imported fire ant (Hymenoptera: Formicidae): spread, biology, and impact. *American Entomol.* 43: 23-39.
- WIBMER, G. J., AND O'BRIEN, C. W. 1986. Annotated checklist of the weevils (Curculionidae sensu lato) of South America (Coleoptera: Curculionoidea). *Mem. Am. Entomol. Inst.* 39.
- WYCKHUYS, K. A. G., KOCH, R. L., AND HEIMPEL, G. E. 2007. Physical and ant-mediated refuges from parasitism: Implications for non-target effects in biological control. *Biol. Control* 40: 306-313.