

The first description of the female of *Heliophanus xerxesi* Logunov, 2009 (Araneae: Salticidae) from Iran

Authors: Azarkina, Galina N., and Zamani, Alireza

Source: *Revue suisse de Zoologie*, 127(1) : 21-25

Published By: Muséum d'histoire naturelle, Genève

URL: <https://doi.org/10.35929/RSZ.0003>

The BioOne Digital Library (<https://bioone.org/>) provides worldwide distribution for more than 580 journals and eBooks from BioOne's community of over 150 nonprofit societies, research institutions, and university presses in the biological, ecological, and environmental sciences. The BioOne Digital Library encompasses the flagship aggregation BioOne Complete (<https://bioone.org/subscribe>), the BioOne Complete Archive (<https://bioone.org/archive>), and the BioOne eBooks program offerings ESA eBook Collection (<https://bioone.org/esa-ebooks>) and CSIRO Publishing BioSelect Collection (<https://bioone.org/csiro-ebooks>).

Your use of this PDF, the BioOne Digital Library, and all posted and associated content indicates your acceptance of BioOne's Terms of Use, available at www.bioone.org/terms-of-use.

Usage of BioOne Digital Library content is strictly limited to personal, educational, and non-commercial use. Commercial inquiries or rights and permissions requests should be directed to the individual publisher as copyright holder.

BioOne is an innovative nonprofit that sees sustainable scholarly publishing as an inherently collaborative enterprise connecting authors, nonprofit publishers, academic institutions, research libraries, and research funders in the common goal of maximizing access to critical research.

**The first description of the female of
Heliophanus xerxesi Logunov, 2009 (Araneae: Salticidae) from Iran**

Galina N. Azarkina^{1*} & Alireza Zamani²

¹ *Laboratory of Systematics of Invertebrate Animals, Institute of Systematics and Ecology of Animals, Siberian Branch, Russian Academy of Sciences, Frunze Street 11, Novosibirsk 630091, Russia. E-mail: urmakuz@gmail.com*

² *Zoological Museum, Biodiversity Unit, Department of Biology, FI-20014 University of Turku, Finland.*

* *Corresponding author: urmakuz@gmail.com*

Abstract: The previously unknown female of the jumping spider *Heliophanus xerxesi* Logunov, 2009 from Iran is described, diagnosed and illustrated. A map showing all the collecting localities of this species is provided.

Keywords: Taxonomy - jumping spiders - unknown sex.

INTRODUCTION

Heliophanus C.L. Koch, 1833 is one of the largest genera in Salticidae, containing 169 valid species (World Spider Catalog, 2019). Wesolowska (1986) divided this genus into three subgenera and many species groups; the largest subgenus, *Heliophanus*, was divided into 12 species groups.

Currently, 14 *Heliophanus* species are known from Iran (Zamani *et al.*, 2019). *Heliophanus xerxesi* Logunov, 2009 was described on the basis of the male holotype collected in Kerman Province, southern Iran. Based on the conformation of the male and female copulatory organs, this species seems to be a member of the “*auratus*” species group (*sensu* Wesolowska, 1986), but differs from other members of this group by the absence of a large protuberance at the embolic base.

The aims of this paper are: (1) to describe the female of *H. xerxesi* for the first time and (2) to map all occurrences of this species.

MATERIAL AND METHODS

The studied specimens are deposited in the following museums (curator names in parentheses): ISEA = Institute of Systematics and Ecology of Animals, Novosibirsk, Russia (G.N. Azarkina); MMUE = The Manchester Museum, University of Manchester, UK (D.V. Logunov). The body coloration refers to alcohol-preserved specimens. All drawings were made with the aid of a reticular eyepiece attached to a MBS-10 stereomicroscope. The epigynes was detached and

macerated in 20% KOH solution overnight. Photographs were taken with a Canon EOD 550D camera attached to a Zeiss Stemi 2000-C. Images were stacked with Helicon Focus 6.3 software at the Institute of Systematics and Ecology of Animals. All drawings and photos were edited and assembled in Adobe Photoshop CS5. All measurements are in mm. Legs were measured on the dorsal side and measurements are given in the following manner: total length (femur + patella + tibia + metatarsus + tarsus). For leg spination the method of Ono (1988) is followed. The distribution map was compiled using the online mapping software SimpleMappr (Shorthouse, 2010).

Abbreviations: ALE = anterior lateral eye; AME = anterior median eye; ap = apical; d = dorsal; EW = epigynal wings; Fm = femur; Mt = metatarsus; pr = prolateral; PLE = posterior lateral eye; Pt = patella; rt = retrolateral; Tb = tibia; v = ventral.

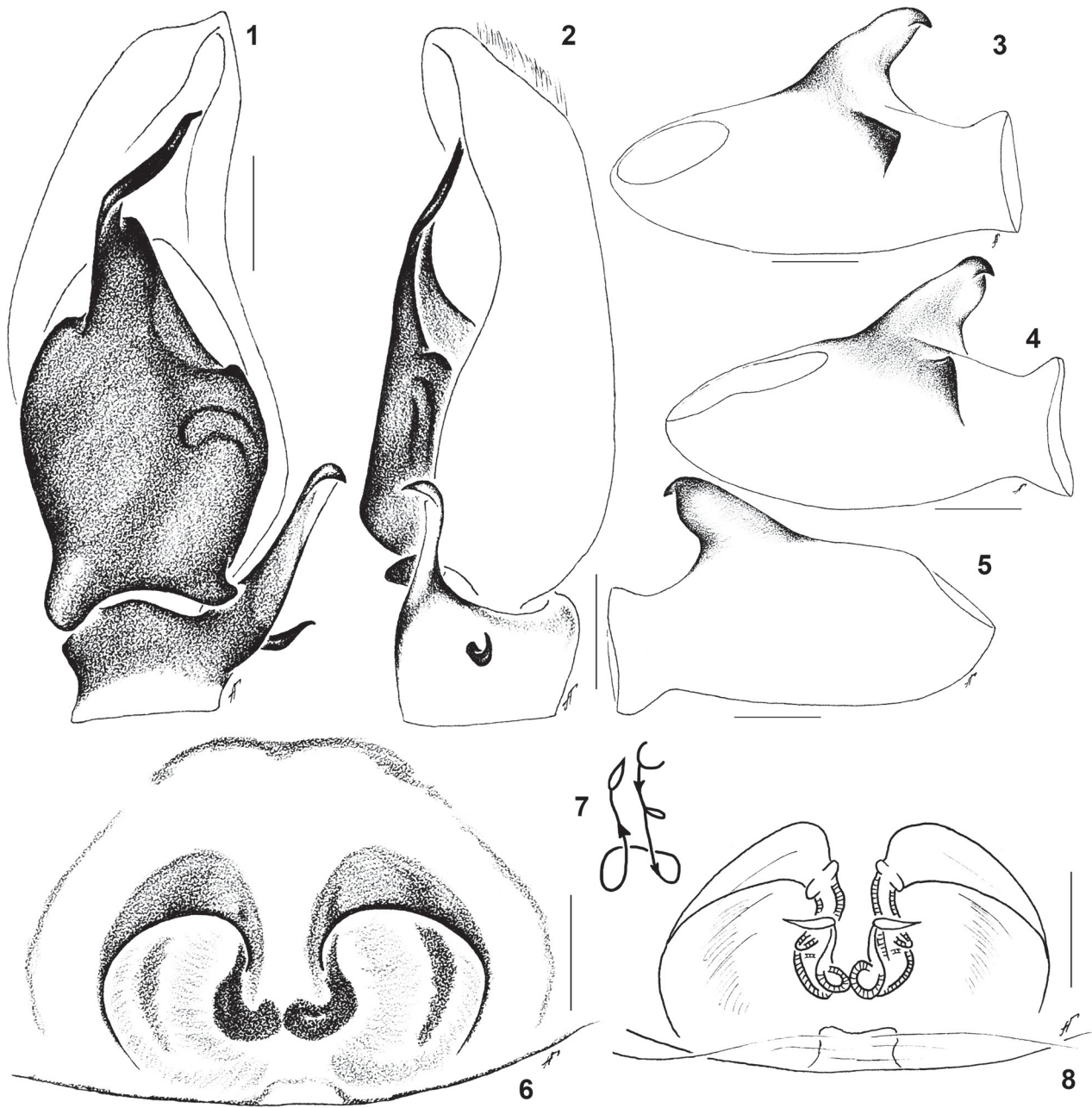
RESULTS

**Family Salticidae Blackwall, 1841
Subfamily Salticinae Blackwall, 1841
Tribe Chrysillini Simon, 1901
Genus *Heliophanus* C.L. Koch, 1833**

***Heliophanus xerxesi* Logunov, 2009**
Figs 1-13

Heliophanus xerxesi Logunov, 2009: 905, figs 13-17.

Material examined: MMUE G7635.1; 1 male, 1 female; IRAN, Ilam Province, Darrehk Shank,



Figs 1-8. *Heliophanus xerxesi* Logunov, 2009. (1-2) Male palp, ventral and retrolateral view. (3-5) Male palpal femur, prolateral (3-4) and retrolateral (5) view. (6) Epigyne, ventral view. (7) Diagrammatic course of insemination ducts. (8) Vulva, dorsal view. (1-3, 5) Specimen from Markazi Province. (4, 6-8) Specimens from Ilam Province. Scale bars 0.1 mm.

Kabirkuh, c. 32°54'N, 47°44'E; III.2015; collector unknown. – ISEA 001.8437; 1 male; IRAN, Markazi Province, Tafresh County, c. 8 km SW of Tafresh, river valley, 34°37'30-37"N, 49°56'46-49"E, 2300-2312 m a.s.l.; 29.V.2017; leg. O.E. Kosterin.


Extended diagnosis: The female copulatory organs of *H. xerxesi* are similar to those of *H. forcipifer* Kulczyński, 1895, but differ in having larger epigynal wings (Fig. 1 cf. Rakov & Logunov, 1997: fig. 81) and markedly smaller spermathecae (Fig. 3 cf. Rakov &

Logunov, 1997: figs 82-83). For the diagnosis of the male, see Logunov (2009).

Description:

Male: See Logunov (2009). The studied male is illustrated in Figs 1-5, 9-10.

Female: Carapace 1.70 long, 1.30 wide, 0.75 high at PLE. Ocular area 0.75 long, 1.05 wide anteriorly and 1.05 wide posteriorly. Diameter of AME 0.35. Abdomen 2.70 long, 1.90 wide. Cheliceral length 0.50. Clypeal height 0.05. Length of leg segments: I 2.65 (0.80 +



Figs 9-12. Habitus of *Heliophanus xerxesi* Logunov, 2009. (9-10) Male from Ilam Province, dorsal and ventral view. (11-12) Female, dorsal and ventral view. Scale bars 1 mm.

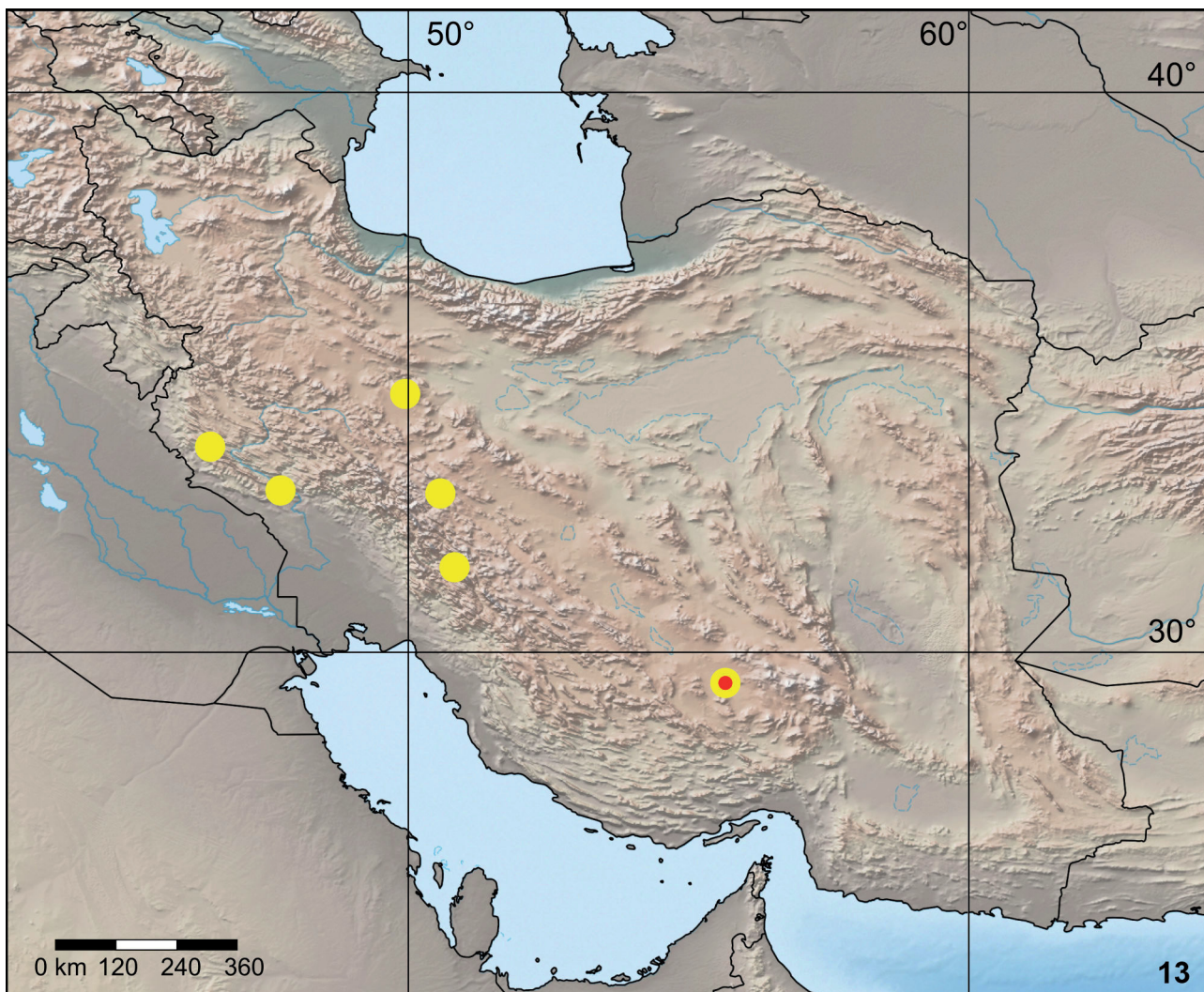


Fig. 13. Collection localities of *Heliophanus xerxesi* Logunov, 2009 in Iran. Type locality marked with red dot.

0.50 + 0.55 + 0.45 + 0.35); II 2.45 (0.80 + 0.40 + 0.50 + 0.45 + 0.30); III 3.00 (0.90 + 0.50 + 0.55 + 0.65 + 0.40); IV 3.85 (1.15 + 0.55 + 0.85 + 0.80 + 0.50). Leg spination: I: Fm d 1-1-1; Tb pr 0-1, v 2-0; Mt v 2-2 ap. II: Fm d 1-1-1; Tb pr 0-1, v 1-0; Mt v 2-2 ap. III: Fm d 1-1-2; Tb pr and rt 0-1, v 2 ap; Mt pr 2 ap, rt 2 ap, v 2 ap. IV: Fm d 1-1-1; Tb pr and rt 1-1, v 2 ap; Mt pr and rt 1-2 ap, v 1-0-2 ap. Coloration: Carapace dark brown, almost black, shiny, covered with sparse white scales (Fig. 11). Sternum dark brown (Fig. 12). Labium and endites brown, with pale apexes. Chelicerae dark brown. Clypeus and cheeks brown, covered with short white hairs. Abdomen brown ventrally, covered with white scales; dorsum dark brown, covered with white and iridescent scales (Fig. 11). Book-lung covers brown. Spinnerets dark brown. Palps yellow, covered with white hairs. Palpal coxa dark brown, palpal tibia covered with brown hairs. All legs yellow. Coxa IV dark brown retrolaterally. Fm I with four stridulatory hairs. Epigyne and spermathecae as in Figs 6-8: copulatory openings hidden under C-shaped epigynal wings (Fig. 6), spermathecae small, with two short accessory glands (Fig. 8).

Distribution: *Heliophanus xerxesi* is an Iranian endemic, known from Chaharmahal & Bakhtiari, Ilam, Isfahan, Markazi and Kerman provinces, western to

southeastern Iran (Fig. 13) (Logunov, 2009; Zamani *et al.*, under review; present data).

DISCUSSION

A total of 14 *Heliophanus* species (see Table 1) have been recorded from Iran (Zamani *et al.*, 2019). Two species, *H. cupreus* (Walckenaer, 1802) and *H. flavipes* (Hahn, 1832), are widely distributed in the Palaearctic, from Europe to the South Urals and central Siberia (Logunov & Marusik, 2001). The remaining species are confined to the territory of the “ancient Mediterranean” (*sensu* Kryzhanovsky, 2002), except for *H. edentulus* Simon, 1871 which was also reported from Nigeria (Wesołowska & Edwards, 2012). Two species, *H. iranus* Wesołowska, 1986 and *H. xerxesi*, seem to be endemic to Iran. However, *H. xerxesi*, which was described from southern Iran, has also been recorded from the northwestern part of the country (present data) and therefore its presence in neighbouring countries such as Azerbaijan, Armenia, Iraq and Turkey is possible. For five species, *H. decoratus* L. Koch, 1875, *H. edentulus*, *H. equester* L. Koch, 1867, *H. glaucus* Bösenberg & Lenz, 1895 and *H. verus* Wesołowska, 1986, the corresponding localities in Iran lie at the easternmost limit of their distribution (Logunov *et al.*, 2002; Logunov, 2010). *Heliophanus*

Table 1. Biogeographical data of *Heliophanus* species recorded from Iran. Distribution data are based on the World Spider Catalog (2019) and Logunov & Marusik (2001).

Species	Distribution	Type of range
<i>H. chovdensis</i> Prószyński, 1982	Iran, Kazakhstan, Mongolia	Central Asian subboreal range (Logunov & Marusik, 2001)
<i>H. cupreus</i> (Walckenaer, 1802)	Europe, North Africa, Turkey, Caucasus, Russia (to the South Urals), Iran, China	Palaearctic temperate range (Logunov & Marusik, 2001)
<i>H. curvidens</i> (O. P.-Cambridge, 1872)	Turkey, Israel to China	Near East - Mongolian subboreal range (Logunov & Marusik, 2001)
<i>H. decoratus</i> L. Koch, 1875	Mediterranean to Iran	Mediterranean - Near East subboreal range
<i>H. dunini</i> Rakov & Logunov, 1997	Turkey, Ukraine, Caucasus, Iran, Kazakhstan	East European - Middle Asian subboreal range
<i>H. edentulus</i> Simon, 1871	Mediterranean to Iran, Nigeria	West African - Near East subtropical range
<i>H. equester</i> C.L. Koch, 1867	Italy to Azerbaijan, Iran	Mediterranean - Near East subboreal range
<i>H. flavipes</i> (Hahn, 1832)	Europe, Turkey, Caucasus, Europe (to central Siberia), Iran, Central Asia, China	Trans-Palaearctic temperate range (Logunov & Marusik, 2001)
<i>H. forcipifer</i> Kulczyński, 1895	Central Asia, Iran	Central Asian subboreal range
<i>H. glaucus</i> Bösenberg & Lenz, 1895	Egypt, Lybia, Iran	Near East subboreal range
<i>H. iranus</i> Wesołowska, 1986	Iran	Iranian endemic
<i>H. mordax</i> (O. P.-Cambridge, 1872)	Greece to Central Asia	Mediterranean - Central Asian subboreal range
<i>H. verus</i> Wesołowska, 1986	Turkey, Iran, Azerbaijan	Near East subboreal range
<i>H. xerxesi</i> Logunov, 2009	Iran	Iranian endemic

forcipifer has the southernmost limit of its distribution in Iran (Logunov *et al.*, 2002).

ACKNOWLEDGEMENTS

We are much obliged to O.E. Kosterin for providing us with his collected material. Special thanks go to D.V. Logunov for his kind linguistic help and critical comments that helped us improve the manuscript. This work was partly supported by the Federal Fundamental Scientific Research Programme for 2013-2020 (No. AAAA-A16-116121410121-7) for GA.

REFERENCES

- Blackwall J. 1841. The difference in the number of eyes with which spiders are provided proposed as the basis of their distribution into tribes; with descriptions of newly discovered species and the characters of a new family and three new genera of spiders. *Transactions of the Linnean Society of London* 18: 601-670.
- Bösenberg W., Lenz H. 1895. Ostafrikanische Spinnen gesammelt von Herrn Dr. F. Stuhlmann in den Jahren 1888 und 1889. *Jahrbuch der Hamburgischen Wissenschaftlichen Anstalten* 12(2): 27-51.
- Hahn C.W. 1832. Die Arachniden. Erster Band. C. H. Zeh'sche Buchhandlung, Nürnberg, pp. 25-76.
- Koch C.L. 1833. Arachniden. Heft 119-121. In: Herrich-Schäffer G.A.W. (ed.), Deutschlands Insecten. *Friedrich Pustet, Regensburg*.
- Koch C.L. 1867. Zur Arachniden und Myriapoden-Fauna Süd-Europas. *Verhandlungen der Kaiserlich-Königlichen Zoologisch-Botanischen Gesellschaft in Wien* 17: 857-900.
- Koch L. 1875. Aegyptische und abyssinische Arachniden gesammelt von Herrn C. Jickeli. *Bauer & Raspe, Nürnberg*, 96 pp.
- Kryzhanovsky O.L. 2002. Composition and distribution of entomofaunas of the globe. *KMK Scientific Press Ltd, Moscow*, 273 pp.
- Kulczyński W. 1895. Araneae a Dre G. Horvath in Bessarabia, Chersoneso Taurico, Transcaucasia et Armenia Russica collectae. *Természtrajzi Füzetek* 18: 3-38.
- Logunov D.V. 2009. New and poorly known species of Salticidae (Araneae) from Turkey and Iran. *Contributions to Natural History* 12: 899-919.
- Logunov D.V. 2010. Taxonomic notes on a collection of jumping spiders from Iran (Araneae, Salticidae). *Bulletin of the British Arachnological Society* 15(3): 85-90.
- Logunov D.V., Marusik Y.M. 2001. Catalogue of the jumping spiders of northern Asia (Arachnida, Araneae, Salticidae). *KMK Scientific Press Lts, Moscow*, 300 pp.
- Logunov D.V., Marusik Y.M., Mozaffarian F. 2002. Faunistic review of the jumping spiders of Iran (Aranei: Salticidae). *Arthropoda Selecta* 10(2): 155-167.
- Ono H. 1988. A revisional study of the spider family Thomisidae (Arachnida, Araneae) of Japan. *National Science Museum, Tokyo*, ii + 252 pp.
- Pickard-Cambridge O. 1872. General list of the spiders of Palestine and Syria, with descriptions of numerous new species, and characters of two new genera. *Proceedings of the Zoological Society of London* 40(1): 212-354, pl. 13-16.
- Prószyński J. 1982. Salticidae (Araneae) from Mongolia. *Annales Historico-Naturales Musei Nationalis Hungarici* 74: 273-294.
- Rakov S.T., Logunov D.V. 1997. A critical review of the genus *Heliophanus* C.L. Koch, 1833, of Middle Asia and the Caucasus (Aranei: Salticidae). *Arthropoda Selecta* 5(3/4): 67-104.
- Shorthouse D.P. 2010 SimpleMapp, an online tool to produce publication-quality point maps. Available at: <http://www.simplemapp.net> (accessed on 6.11.2019).
- Simon E. 1871. Révision des Attidae européens. Supplément à la monographie des Attides (Attidae Sund.). *Annales de la Société Entomologique de France* (5)1: 125-230, 329-360.
- Simon E. 1901. Histoire naturelle des araignées, vol. 2. *Roret, Paris*, pp. 381-668.
- Walckenaer C.A. 1802. Faune parisienne, insectes. Ou histoire abrégée des insectes des environs de Paris, vol. 2. *Dentu, Paris*, pp. 87-250.
- Wesołowska W. 1986. A revision of the genus *Heliophanus* C. L. Koch, 1833 (Aranei: Salticidae). *Annales Zoologici, Warszawa* 40(1): 1-254.
- Wesołowska W., Edwards G.B. 2012. Jumping spiders (Araneae: Salticidae) of the Calabar area (SE Nigeria). *Annales Zoologici, Warszawa* 62(4): 733-772.
- World Spider Catalog 2019. World Spider Catalog. Version 20.5. Natural History Museum Bern. Available at <http://wsc.nmbe.ch> (accessed on 6.11.2019).
- Zamani A., Mirshamsi O., Marusik Y.M., Moradmand M. 2019. The checklist of the spiders of Iran. Version 2020. Available at <http://www.spiders.ir> (accessed on 6.11.2019).
- Zamani A., Moradmand M., Hosseini M.S. (under review). New data on jumping spiders of Iran, with a new species of *Salticus* (Araneae: Salticidae). *Arachnologische Mitteilungen*.