

RETRACTED: Population and trophy quality trends of three gregarious herbivores in an insulated semi-arid savanna ecosystem (Cawston Ranch, Zimbabwe), 1997–2014

Authors: Muposhi, Victor K., Gandiwa, Edson, Makuza, Stanley M., and Bartels, Paul

Source: Tropical Conservation Science, 8(2) : 424-438

Published By: SAGE Publishing

URL: <https://doi.org/10.1177/194008291500800209>

The BioOne Digital Library (<https://bioone.org/>) provides worldwide distribution for more than 580 journals and eBooks from BioOne's community of over 150 nonprofit societies, research institutions, and university presses in the biological, ecological, and environmental sciences. The BioOne Digital Library encompasses the flagship aggregation BioOne Complete (<https://bioone.org/subscribe>), the BioOne Complete Archive (<https://bioone.org/archive>), and the BioOne eBooks program offerings ESA eBook Collection (<https://bioone.org/esa-ebooks>) and CSIRO Publishing BioSelect Collection (<https://bioone.org/csiro-ebooks>).

Your use of this PDF, the BioOne Digital Library, and all posted and associated content indicates your acceptance of BioOne's Terms of Use, available at www.bioone.org/terms-of-use.

Usage of BioOne Digital Library content is strictly limited to personal, educational, and non-commercial use. Commercial inquiries or rights and permissions requests should be directed to the individual publisher as copyright holder.

BioOne is an innovative nonprofit that sees sustainable scholarly publishing as an inherently collaborative enterprise connecting authors, nonprofit publishers, academic institutions, research libraries, and research funders in the common goal of maximizing access to critical research.

Retraction Notice

Tropical Conservation Science
Volume 11: 1
© The Author(s) 2018
Reprints and permissions:
sagepub.com/journalsPermissions.nav
DOI: 10.1177/1940082918767541
journals.sagepub.com/home/trc



“Population and Trophy Quality Trends of Three Gregarious Herbivores in an Insulated Semi-Arid Savanna Ecosystem (Cawston Ranch, Zimbabwe), 1997–2014” by Victor K. Muposhi, Edson Gandiwa, Stanley M. Makuza, Paul Bartels has been retracted after the Journal was notified by management of the Cawston Ranch (Cawston Block) that the data referenced in the article was used without their authorization.

The article was originally removed from publication by former publisher, MongaBay, which did not issue a retraction notice. After SAGE acquired the journal in September 2016 and transitioned the published articles to its platform, the article was reinstated with the Journal’s archive. SAGE is issuing this retraction notice for the article based on the above information.



Research Article

RETRACTED: Population and trophy quality trends of three gregarious herbivores in an insulated semi-arid savanna ecosystem (Cawston Ranch, Zimbabwe), 1997-2014

Victor K. Muposhi^{1*}, Edson Gandiwa¹, Stanley M. Makuza² and Paul Bartels³

¹School of Wildlife, Ecology and Conservation, Chinhoyi University of Technology, Private Bag 7724, Chinhoyi, Zimbabwe

²School of Agricultural Sciences and Technology, Chinhoyi University of Technology, Private Bag 7724, Chinhoyi, Zimbabwe

³Department of Nature Conservation, Tshwane University of Technology, Staatsartillerie St, Pretoria, 0183, South Africa

*Corresponding author: muvicck@gmail.com

Abstract

Long term monitoring of population estimates and trophy size trends is needed to ensure that trophy hunting is sustainable. We explored the influence of trophy hunting on population size and trophy quality of impala (*Aepyceros melampus*), greater kudu (*Tragelaphus strepsiceros*) and sable (*Hippotragus niger*) antelopes from 1997 to 2014 in Cawston Ranch, Zimbabwe. Population estimates of the three species showed a cyclical declining trend, albeit statistically not significant for the three species. Hunting pressure had no significant effect on the population estimates of the three species for the period 1997-2014. Impala population declined (-30 %) between 2003 and 2008 possibly due to increased illegal hunting associated with land invasions during this period. Trophy size of all species declined over time, 2004-2014, (impala (-1.3 %), greater kudu (-3.9 %), sable (-2.6 %)) possibly due to diet quality and loss of genetic variability in these populations. However, trophy size for greater kudu and sable were within the minimum score range of the Safari Club International. We recommend research on genetic variability and inbreeding levels of hunted populations in closed ecosystems to inform adaptive management of trophy hunting as a sustainable conservation tool in small isolated parks in Africa.

Key words: Sustainable utilization, trophy hunting, selective harvesting, game ranching, hunting pressure

Received: 14 April 2015; Accepted 3 May 2015; Published: 29 June 2015.

Copyright: Victor K. Muposhi, Edson Gandiwa, Stanley M. Makuza and Paul Bartels. This is an open access paper. We use the Creative Commons Attribution 4.0 license <http://creativecommons.org/licenses/by/3.0/us/>. The license permits any user to download, print out, extract, archive, and distribute the article, so long as appropriate credit is given to the authors and source of the work. The license ensures that the published article will be as widely available as possible and that your article can be included in any scientific archive. Open Access authors retain the copyrights of their papers. Open access is a property of individual works, not necessarily journals or publishers.

Cite this paper as: Muposhi, V. K., Gandiwa, E., Makuza, S. M. and Bartels, P. 2015. Population and trophy quality trends of three gregarious herbivores in an insulated semi-arid savannah ecosystem (Cawston Ranch, Zimbabwe), 1997-2014. *Tropical Conservation Science* Vol.8 (2): 424-438. Available online: www.tropicalconservationscience.org

Introduction

Several factors are known to influence population dynamics of wild herbivores through bottom-up and top-down control processes [1, 2]. Bottom-up processes regulate abundance of herbivores in ecosystems through primary productivity, i.e., forage quantity and quality [3]. Primary productivity in ecosystems is determined by rainfall, which affects forage availability for wild herbivores [4-7]. Top-down processes such as predation affect the dynamics and persistence of wild herbivores [2, 3]. However, 'human predation' through trophy hunting [8-10] and illegal off-takes [11, 12] is becoming a more important determinant of wildlife population dynamics in most African savanna ecosystems.

Population declines in wild herbivores in most savanna ecosystems, e.g., Mara region of Kenya [13], northern Botswana [14], Zimbabwe [15-17], are a concern for biodiversity conservation. The animal declines are mostly related to illegal hunting, land use changes, droughts, and isolation of protected areas through fencing [18-20]. However, trophy hunting promotes off-takes of a supposedly small proportion of males from a population [21] and the associated impacts on population dynamics of most polygamous ungulates are expected to be minimal [22].

Trophy hunting refers to hunting by paying clients, who select animals with exceptional phenotypic attributes such as horns, tusks, body size, and skull length, usually in the company of a professional hunter [23]. Generally, potential hunting clients select hunting destinations based on the diversity and quality of trophies on offer [24]. In ungulates, trophy quality is attributed to the dimensions and aesthetic appeal of the animals' horns (horn size) [25]. Persistent hunting of preferred species may precipitate a shift towards more smaller horned individuals within hunted populations [26]. However, if motivation for hunting is mainly exceptional trophy quality, a resultant decline in this desirable attribute may reduce hunter satisfaction [27, 28] and loss of income, to the detriment of conservation and the livelihoods of many local communities depending on wildlife resources.

Although the significance of trophy hunting in Africa is well documented, very little attention has been given to trends in trophy quality in African wildlife species other than lions (*Panthera leo*) [25, 29-32]. In Zimbabwe, a decline in the trophy quality of three hunted gregarious herbivores, impala (*Aepyceros melampus*), greater kudu (*Tragelaphus strepsiceros*) and sable (*Hippotragus niger*) in Matetsi hunting area has been noticed [30]. However, considering the significance and contribution of private conservation areas or game farms for wildlife conservation in southern Africa and Zimbabwe in particular [33], the long-term trends in trophy quality and the resultant population dynamics of hunted species in such closed and insularized ecosystems have received little attention in literature. With increasing pressure on most protected areas in African savannas through land use change and habitat loss [34], private wildlife areas, which are mostly closed and insular environments, may become relics of wildlife conservation in most disturbed ecosystems [35]. However, the increased insularization of wildlife ecosystems through land use changes and habitat loss [36, 37] may cause demographic changes [8, 38] and possible loss of desirable phenotypic traits in wild herbivores [26, 39].

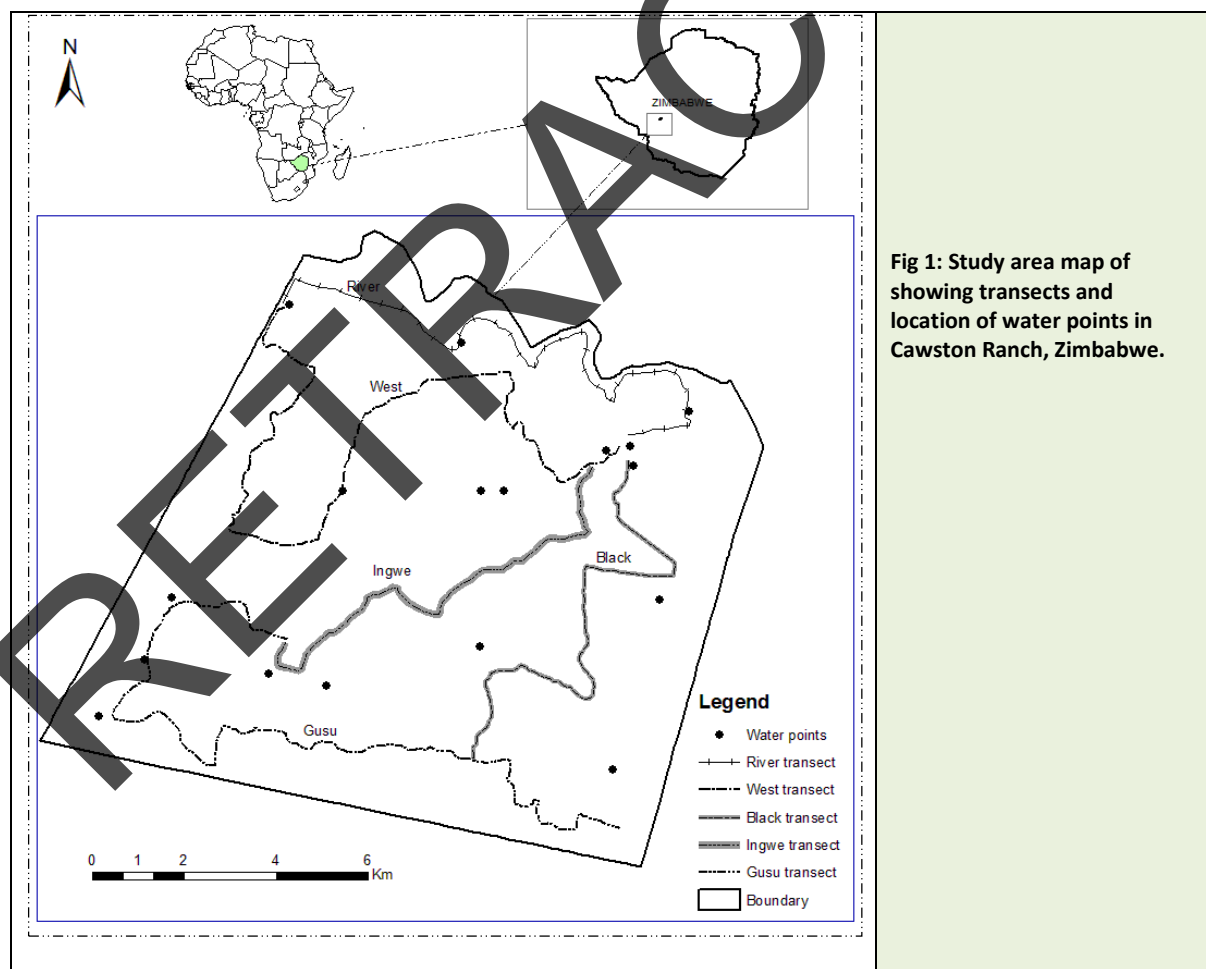
The sustainability of trophy hunting as a conservation tool lies in the long term monitoring of harvested populations [40-42] as well through the use of ecological theory, i.e., maximum sustainable yield or off-take (MSY) [43-45]. If sustainable hunting practices are applied, animal populations are expected to be stable, given that mostly males would be harvested. However, populations may decline due to human disturbances associated with economic decline and extent of illegal hunting [46]. To determine the effect of trophy hunting on population dynamics and phenotypic traits in closed ecosystems [41, 42], we analyzed data on population trends of three gregarious commonly hunted wild ungulates over an 18 year period, which includes a period of land invasions and reforms (2003-2008) in Zimbabwe. We further explored the trophy size trends (11 years) for these three species using a case study from an insularized semi-arid savanna ecosystem in Zimbabwe. We expected that

population estimates and trophy quality of hunted ungulates would decline over time due to hunting pressure. We hypothesized that: (1) population estimates of hunted wild ungulates would decline over time and, (2) trophy quality of hunted ungulates would change over time in a closed and insularized ecosystem.

Methods

Study area

The study was conducted in Cawston Ranch, which is 128 km² in extent, located in western Zimbabwe (Fig. 1). The ranch was established in 1989 through the conversion of a livestock farm into a game ranch, where trophy hunting has been practiced for more than two decades using ecological and sustainable principles. The ranch is surrounded by resettlement schemes practicing mostly subsistence agriculture and livestock ranching. However, during the period 2003-2008, there was a wave of disturbances in the ranch due to invasion by settlers as part of the agrarian reforms in Zimbabwe, but normalcy was obtained thereafter. The mean monthly rainfall recorded for the period between 1997 and 2014 was 48.11 mm, with no rainfall having been recorded for July and August. Average annual rainfall for the period 1997-2014 was 577.27 mm. The mean monthly temperatures ranges were 23.5°C and 32.4 °C for July and October respectively.



Cawston Ranch is endowed with a number of wildlife species, including impala, greater kudu, sable, giraffe (*Giraffa camelopardalis*), zebra (*Equus quagga*), bushbuck (*Tragelaphus scriptus*), wildebeest (*Connochaetes taurinus*), tsessebe (*Damaliscus lunatus*), eland (*Taurotragus oryx*) and waterbuck (*Kobus ellipsiprymnus*). The ranch's vegetation is generally categorised into about 9 types, namely: *Colophospermum mopane*–*Acacia*–*Combretum* woodland, *C. mopane*–*Acacia*–*Terminalia* open shrubland, *C. mopane*–*Acacia* woodland, *Acacia*–*Terminalia* woodland, open *Combretum* woodland, open *Terminalia sericea* woodland, *Acacia karroo*, Teakwoodland and open grassland.

Data collection

Animal population data

The abundance of wildlife species at Cawston Ranch has been consistently monitored annually, using road strip counts following the principles of line transects and distance sampling theory [47]. Cawston Ranch has well established roads in all the common habitats, i.e., vegetation types used as transects for long term wildlife species monitoring. We used secondary data obtained from Cawston Ranch records of annual population estimates for the period 1997–2012 during the dry season between September and November. These transects were consistently surveyed each year using the same sampling techniques with a survey team consisting of one driver, two counters and one recorder. To supplement the secondary data, we conducted road strip counts for the years 2013 and 2014 using the established five roads-routes as transects (see Fig. 1), as with the previous Cawston Ranch surveys. This consistency in the survey approaches made it possible to compare changes in abundance for different time periods.

Each transect was replicated six times during each survey period. The average sampling effort for each transect in the survey design used for the period 1997–2014 is shown in Table 1. For each sighting, the following were recorded: (a) species, (b) group size, (c) distance from vehicle to the centre of the group using a rangefinder, (d) angle of the group sighting at its centre relative to the direction the vehicle was travelling, and (e) distance covered on each transect. Transects were surveyed in the morning (07:00–10:00 hrs) and late afternoon (15:00–18:00 hrs) [48]. We studied population estimates, animal density, and group sizes of three gregarious and most commonly hunted species at Cawston Ranch, impala, greater kudu and sable antelope for the period 1997–2014. To establish the population estimates and animal density for each species, we used the Distance 6.0 release 2 software [49].

Table 1. Average sampling effort for each transect for the period 1997–2014 in Cawston Ranch, Zimbabwe.

Transect	Total distance (km)	Average distance (km)	Average time (hrs)	Average speed (km/h)
Gusu route	111.40 ± 22.20	15.91 ± 0.12	10.00 ± 1.41	10.97 ± 0.19
Black route	88.55 ± 15.49	12.65 ± 0.65	7.50 ± 0.71	10.75 ± 0.24
West route	143.40 ± 27.29	20.49 ± 1.46	14.50 ± 2.21	9.63 ± 0.41
Ingwe route	85.85 ± 17.04	12.26 ± 0.63	9.00 ± 1.41	9.65 ± 0.42
River route	104.65 ± 20.72	14.95 ± 0.17	12.00 ± 1.41	8.87 ± 0.72

Trophy size data

We collected data on annual off-takes for the three species for the period 1997–2014. Data on off-takes were used to calculate hunting pressure, which we considered to be the number of hunted or cropped individuals (off-take) for a particular year divided by the corresponding population estimate for that year [30]. Secondary data on trophy size were obtained from management records at Cawston

Ranch. Although we looked at information for the period 1997-2014, we used only data for eleven years, i.e., 2004-2014, because data from other years were not complete. Data collected for this study on trophy quality were based on horn length, all measured using the Safari Club International (SCI) system for (a) simple horned species, e.g., impala and sable antelope, and (b) spiral-horned species, e.g., greater kudu (<http://www.scirecordbook.org/docs/methods>).

Data Analysis

We performed explanatory data analysis on population estimates, animal density, hunting pressure and trophy quality to test whether the normality assumptions were being met, using Shapiro Wilk test and Levene's test for normality and equality of variance respectively. All data on explanatory variables, i.e., population estimates, animal density, group size, hunting pressure and trophy quality were found to conform to the normality assumptions. Prior to conducting the regression analysis, we plotted normal probability plots and studentized residuals to check that they did not violate the normality.

We further grouped data on population estimate and hunting pressure into three time intervals: (a) period before the land invasions, 1997-2002, (b) peak land invasions and agrarian reform, 2003-2008, and (c) post land invasions, 2009-2014, in Zimbabwe. Three main analyses were conducted: (1) regression analysis to establish trends of population estimates for the period 1997-2014 and trophy quality for 2004-2014; (2) one-way analysis of variance (ANOVA) to determine whether there were differences in (i) group size, animal density and population estimates for the three species, and (ii) population estimates and hunting pressure for the three time intervals; and (3) one sample *t*-test to ascertain whether there was a difference in the observed trophy quality, and (i) the known standard trophy sizes for impala: 26.4, greater kudu: 52 and sable: 41.88 inches respectively [32], and (ii) the SCI minimum score for impala: 52, greater kudu: 121 and sable 96 inches (<http://www.scirecordbook.org>). Bonferonni post-hoc tests were further computed for significant differences observed in the population parameters between the three species and time intervals. All statistical analyses were conducted in IBM SPSS 20 software package (IBM, New York, USA) at 5 % level of significance.

Results

Population parameters and trends

There were significant differences in the group size ($F_{2, 51} = 54.25$, $p = 0.000$), animal density ($F_{2, 52} = 37.45$, $p = 0.000$) and population estimates ($F_{2, 52} = 57.16$, $p = 0.000$) of the three wild herbivores. However, Bonferonni multi comparisons tests showed no significant differences in animal density ($p = 0.452$) and population estimates ($p = 0.301$) for sable and greater kudu (Table 2). The population trends for the three species had a seemingly declining cyclic fashion mode (Fig. 2a-c), although this change was not statistically significant: impala ($R^2 = 0.01$, $(\beta \pm SE) = 7.83 \pm 26.39$, $t = 0.30$, $p = 0.771$), kudu ($R^2 = 0.12$, $(\beta \pm SE) = -12.44 \pm 8.57$, $t = -1.45$, $p = 0.166$) and sable ($R^2 = 0.01$, $(\beta \pm SE) = -4.35 \pm 11.31$, $t = -0.38$, $p = 0.706$). No significant differences were recorded in the population estimates for sable ($F_{2, 15} = 2.71$, $p = 0.099$) and greater kudu ($F_{2, 15} = 3.07$, $p = 0.076$) for the three time periods. However, impala population differed significantly ($F_{2, 15} = 4.56$, $p = 0.028$) for the three time periods (Fig. 3a-c). Bonferonni post-hoc tests showed that impala population estimates were significantly different for the periods 2003-2008 and 2009-2014 ($p = 0.031$), as they dropped by 30 % in relation to the average population for the period 1997-2002.

Table 2. Mean (\pm SD) group size, animal density and population estimates for impala, greater kudu and sable antelope for the period 1997-2014 in Cawston Ranch, Zimbabwe.

Variable	Impala	Greater kudu	Sable
Group size	7.32 \pm 0.87 ^a	3.31 \pm 0.61 ^b	8.76 \pm 2.61 ^c
Density (animals/km ²)	12.08 \pm 4.80 ^a	3.68 \pm 1.52 ^b	5.19 \pm 1.89 ^b
Population estimate	1628.83 \pm 515.06 ^a	472.83 \pm 198.72 ^b	666.72 \pm 242.62 ^b

Different superscripts in the same row indicate significant differences ($p < 0.05$)

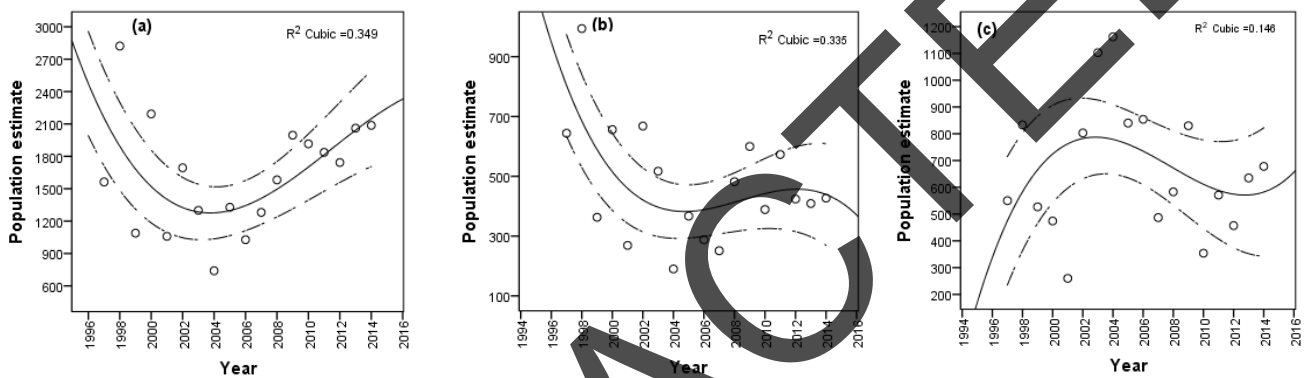


Fig 2. Relationship between population estimates and observation year for (a) impala, (b) greater kudu, (c) sable antelope for the period 1997-2014 in Cawston Ranch, Zimbabwe. Solid line denotes a cubic relationship. Broken dotted line indicates the 95 % confidence interval of population mean.

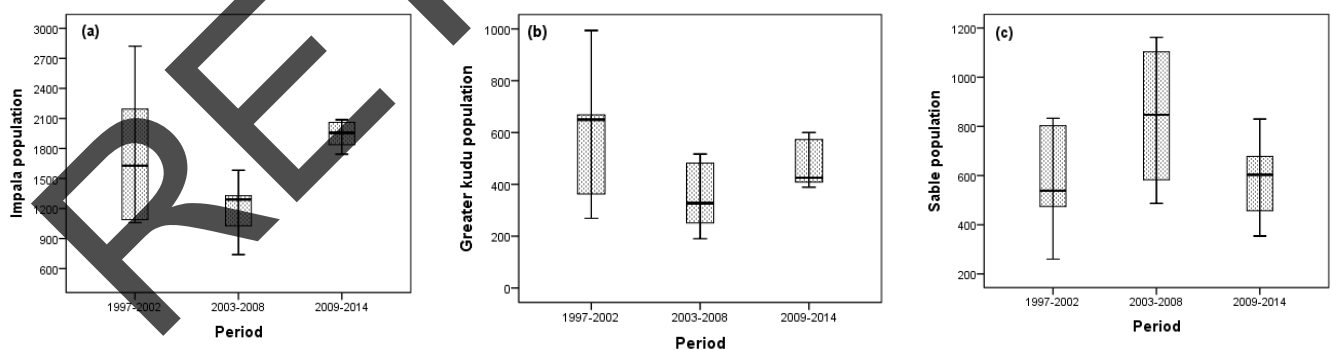


Fig 3. Mean population for impala, greater kudu and sable for the three periods, 1997-2003, 2004-2008 and 2009-2014 in Cawston Ranch, Zimbabwe. Error bars indicate \pm SE.

Effect of trophy hunting pressure on population estimates

The trophy hunting pressure on the three species for the period 1997-2004 fluctuated annually, inversely with population estimates of impala, greater kudu and sable antelope. The highest trophy hunting pressure upon impala was during the period 2003-2008, as opposed to greater kudu and sable antelope (Fig. 4). However, there was no significant effect of hunting pressure on the population estimates of the three species, except for the group size of greater kudu ($p = 0.033$, Table 3).

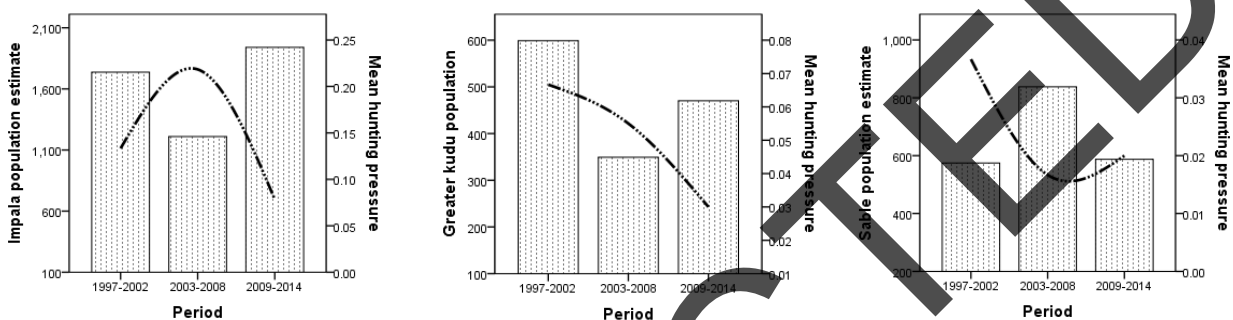


Fig 4. Mean population estimates of impala, greater kudu, and sable antelope in relation to hunting pressure (dotted broken line) across the three time periods in Cawston Ranch, Zimbabwe.

Table 3. Parameter estimates showing effect of hunting pressure on the group size and population estimate for impala, greater kudu and sable antelope in Cawston Ranch for the period 1997-2014. Significant values ($p < 0.05$) are indicated in bold.

Species	Group size			Population estimate		
	$\beta \pm SE$	t	p-value	$\beta \pm SE$	t	p-value
Impala	-0.002 \pm 0.001	-1.45	0.167	-0.947 \pm 0.926	-1.02	0.323
Greater kudu	-0.013 \pm 0.006	-2.35	0.033	2.142 \pm 2.193	0.98	0.344
Sable	-0.088 \pm 0.043	-2.04	0.060	0.731 \pm 4.534	0.16	0.874

Trophy size trends

The observed average trophy size for impala (mean \pm standard deviation, SD: 20.31 \pm 0.59) was significantly below the expected standard trophy size ($t_{10} = -34.22$, $p = 0.000$). There was a notable decline (1.3 %) in the impala trophy size trend over the 11 year period ($R^2 = 0.53$, $\beta \pm SE = -0.13 \pm 0.04$, $t = -3.19$, $p = 0.011$, Fig 5a). Although the observed mean SCI minimum score for impala (51.33 \pm 1.43) was not significantly different ($t_{10} = -1.54$, $p = 0.154$) from the standard minimum SCI score of 52 inches, there was a significant decline ($R^2 = 0.56$, $p = 0.008$) in the SCI minimum score during the period 2004-2014 (Table 4). There was a significant difference ($t_{10} = -4.52$, $p = 0.001$) in the observed greater kudu mean trophy size (50.35 \pm 1.21) and the expected standard trophy size of 52 inches. Nonetheless, the notably declining trend (3.9 %) in trophy size for 2004-2014 was not significant ($R^2 = 0.30$, $\beta \pm SE = (-0.20 \pm 0.04)$, $t_{10} = -1.94$, $p = 0.084$, Fig 5b). The observed SCI minimum score (121.93 \pm 2.73) for 2004-2014 was not significantly ($t_{10} = 1.13$, $p = 0.286$) different from the SCI minimum score of 121 (Table 4).

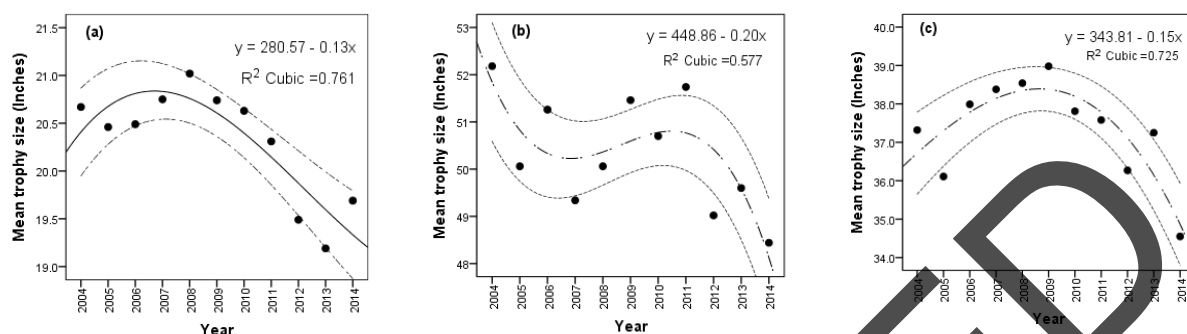


Fig 5: Temporal trend in mean trophy size (with 95 % confidence intervals) for harvested males in Cawston Ranch, Zimbabwe, (a) impala, (b) greater kudu and (c) sable antelopes. Notes: Solid lines indicate significant trends in trophy size over a period 2004-2014. Dotted lines indicate insignificant differences at 5 % level of significance.

Mean sable trophy size (37.34 ± 1.28) was significantly smaller than the expected standard trophy size, 41.88 inches. However, the 2004 -2014 trend in sable trophy size (2.6 %) was not significant ($R^2 = 0.16$, $\beta \pm SE$: (-0.15 ± 0.12) , $t = -1.29$, $p = 0.229$, Fig 5c). The observed SCI minimum score for sable (92.88 ± 3.39) was significantly below the SCI minimum score of 96 inches ($t_{10} = -3.06$, $p = 0.012$). Nonetheless, the observed trend in the SCI minimum score was not statistically significant ($t_{10} = -1.54$, $p = 0.157$) for the period 2004-2014 (See Table 4).

Table 4. Linear regression model parameter estimates of the observed mean Safari Club International minimum scores for impala, greater kudu and sable for the period 2004 -2014 in Cawston Ranch, Zimbabwe. Significant trends are indicated in bold.

Species	R^2	β	SE	t_{10}	p
Impala	0.56	-0.32	0.10	-3.39	0.008
Greater kudu	0.32	-0.46	0.23	-2.04	0.072
Sable	0.21	-0.47	0.30	-1.54	0.157

Discussion

We hypothesized that due to trophy hunting pressure, the population estimates and trophy quality of impala, greater kudu and sable antelope in Cawston Ranch would decline over time. Our results showed a seemingly declining cyclical trend, albeit not statistically significant, on the population estimates of impala, greater kudu and sable. Hunting pressure did not have any significant effect on the population estimates of the three species. However, accounting for the disturbances during period of turmoil (2003-2008) with land reform invasions in Cawston Ranch, only impala showed a significant change in population estimates.

Similar trends where wild herbivores tend to persist without showing a consistent and significant decline have been observed in Gonarezhou National Park, southern Zimbabwe [50, 51], but wild herbivore populations in some countries are declining over time due to over harvesting [52]. Declines in large herbivore populations have also been observed in western Tanzania [53] and the Mara region

of Kenya [18]. Generally, documented declines in wild herbivore populations are caused by droughts [54, 55], diseases [56, 57], illegal hunting and overharvesting [46, 58-60] and habitat loss [61]. In Katavi National Park and Rukwa Game Reserve in western Tanzania, illegal hunting was found to be a greater source of mortality than predation, disease, or legal hunting [59]. However, most of these studies were based on large open areas where management interventions are not as targeted as in closed, privately managed game parks such as Cawston Ranch.

Although our results show that hunting pressure associated with trophy hunting influenced greater kudu density, the influence of hunting pressure was not significant for population sizes of the three species. This finding is contrary to the notion that in developing countries hunting quotas are based on inappropriate estimates and not sustainable [62]. However, it is likely that in most private game parks such as Cawston Ranch, trophy hunting and quotas of wild herbivore populations may increase population densities to maximize annual yields, which ultimately promotes biological conservation [63]. It is therefore important to recognize the contribution of these private, isolated and insularized ecosystems as relics of biological conservation in developing countries [33, 64]. We assert that the chances of wildlife population declines in private game ranches are very low, as they are intensively managed with an ecological theory of maximum sustainable yield and harvests [42, 53].

We found the impala population to have declined significantly compared to that of greater kudu and sable during a period of turmoil and land reform (2002-2008), as opposed to periods before and after the peak of the farm invasions in Zimbabwe. This decline could be the result of increased illegal hunting as law enforcement might have lapsed during this time of political turmoil, as was observed in the southeast lowveld of Zimbabwe [65]. We may attribute the decline of impala to the elevated off-take levels during this period, particularly in 2004. Similar observations have been reported in Gonarezhou National Park and surrounding areas during a period of economic decline in Zimbabwe [46]. In the present study, greater kudu and sable populations did not change regardless of the period, possibly due to people preferring impala. This has also been observed in western Tanzania, where most local people are known to hunt small herbivores [59]. We could not get information on illegal hunting activities and patrolling efforts from Cawston Ranch records for this period of turmoil and land reform (2002-2008). In Africa, it is sometimes difficult to get the actual figures on illegal hunting activities and their impacts on wildlife populations [66, 67].

However, drought conditions in this closed ecosystem may have affected its primary productivity and indirectly influenced the population dynamics of the three wild herbivores [68, 69]. It is likely that in insularized and isolated ecosystems, wild herbivores' dispersal ability in times of droughts is restricted, and we would expect population declines for most species [70, 71]. Although rainfall variability influences primary productivity of ecosystems [4, 7] and drinking water availability for wild herbivores [72, 73], due to provisioning at Cawston Ranch, surface water availability to wild herbivores may not be limiting during droughts as has been noted elsewhere [74, 75].

Our study shows that impala trophy SCI scores were within the SCI minimum score limits, although they declined over time. To the best of our knowledge, no previous studies have reported the SCI minimum scores for most species to compare with our findings. Impala trophy size trends declined significantly over time and these are comparable to findings observed in Zimbabwe [30] and South Africa [25]. The contribution of illegal hunting [59] on the declining trophy size trends may be minimal given that subsistence hunters kill indiscriminately and do not select for trophy size [76, 77]. Although trophy sizes for the three ungulates were slightly smaller than expected [32], we note that the habitats and feed quality in Tanzania are different from those found in Zimbabwe. This variation in trophy quality could be attributed to the feed quality variations as influenced by resource allocation towards horn and body growth by these wild ungulates [78, 79]. However, the SCI minimum score for greater

kudu and sable in Cawston Ranch did not significantly change over time. This may indicate that the hunting pressure in Cawston Ranch may not necessarily be contributing to the decline in trophy size of some species. We attribute this observation to the use of conservative hunting quotas for animal species by the Cawston Ranch management which does promote ecological and sustainable exploitation principles [43, 80].




Fig 6: Three gregarious antelope species commonly hunted at Cawston Ranch, Zimbabwe; (a) Herd of Impala (*Aepyceros melampus*), (b) Adult male and female greater kudu (*Tragelaphus strepsiceros*), and (c) Adult male and female sable antelope (*Hippotragus niger*). Photo credits: Victor K. Muposhi.

Implications for conservation

The trophy hunting pressure on individuals in Cawston Ranch may be too low to cause a significant decline in the trophy size over time. However, given that the area is closed and dispersal abilities of individuals are limited [70], there seem to be no genetic exchange and inbreeding due to founder effects [81, 82]. The selective nature of trophy hunting, however, may promote the expression of pervasive genes over time, and here we stress the need for active management to prevent genetic erosion [83]. We relate the possible decline in the trophy size to loss of genetic variability, which may result in the expression of undesirable horn size over time, since it is a heritable trait [26, 39, 84]. This challenge could be addressed through introducing breeding males from other areas to reduce inbreeding levels, a management option that Cawston Ranch management are yet to explore. Given that the populations in Cawston Ranch have limited dispersal capabilities due to fencing, introduction of new breeding males would promote genetic diversity in these gregarious and important trophy species (Fig. 6).

Our results show that population dynamics and trophy size trends do play an important role as indicators of management interventions in closed and insularized ecosystems. Thus, with active management and ecologically sound interventions, closed ecosystems may be relics of biodiversity conservation in Africa, where habitat loss and fragmentation are increasing due to demand for agricultural land. We recommend studies on the genetic variability and levels of inbreeding on hunted populations in closed ecosystems, as this selective nature of harvesting may have some influence on the sustainability of trophy hunting as a conservation tool in Africa.

Acknowledgements

We acknowledge the directors for Cawston Ranch, particularly Juliet and Peter Johnstone for providing us with an opportunity to carry out this research and permitting us to publish this work. This project was financially supported by Chinhoyi University of Technology. We are grateful to Vernon Booth for the valuable discussions and long term population data. The assistance from Admire Chanyandura, Benard Zvinokwazvo, Misheck Dube and Casey Laura Kingma during data collection and capturing is greatly acknowledged. Comments and suggestions from anonymous reviewers are highly appreciated.

References

- [1] Gandiwa, E. 2013. Top-down and bottom-up control of large herbivore populations: a review of natural and human-induced influences. *Tropical Conservation Science* 6: 493-505.
- [2] Grange, S. and Duncan, P. 2006. Bottom-up and top-down processes in African ungulate communities: resources and predation acting on the relative abundance of zebra and grazing bovids. *Ecography* 29: 899-907.
- [3] Hopcraft, J. C. G., Olf, H. and Sinclair, A. R. E. 2010. Herbivores, resources and risks: alternating regulation along primary environmental gradients in savannas. *Trends in Ecology & Evolution* 25: 119-128.
- [4] Prins, H. and Loth, P. 1988. Rainfall patterns as background to plant phenology in northern Tanzania. *Journal of Biogeography* 15: 451-463.
- [5] Coe, M., Cumming, D. and Phillipson, J. 1976. Biomass and production of large African herbivores in relation to rainfall and primary production. *Oecologia* 22: 341-354.
- [6] Illius, A. and O'Connor, T. 2000. Resource heterogeneity and ungulate population dynamics. *Oikos* 89: 283-294.
- [7] Owen-Smith, N. 2004. Functional heterogeneity in resources within landscapes and herbivore population dynamics. *Landscape Ecology* 19: 761-771.
- [8] Milner, J. M., Nilsen, E. B. and Andreassen, H. P. 2006. Demographic side effects of selective hunting in ungulates and carnivores. *Conservation Biology* 21: 36-47.
- [9] Wielgus, R. B., Morrison, D. E., Cooley, H. S. and Maletzke, B. 2013. Effects of male trophy hunting on female carnivore population growth and persistence. *Biological Conservation* 167: 69-75.
- [10] Loveridge, A. J., Reynolds, J. C. and Milner-Gulland, E. J. 2006. Is sport hunting part of conservation? In: Key Topics in Conservation. Macdonald, D. W. and Service, K., editors. 224-240. Oxford: Blackwell.
- [11] Mduma, S., Hilborn, R., Sinclair, A., Newbery, D., Prins, H. and Brown, N. 1998. Limits to exploitation of Serengeti wildebeest and implications for its management. In: Dynamics of tropical communities: the 37th symposium of the British Ecological Society, Cambridge University, 1996 pp. 243-265: Blackwell Science Ltd.
- [12] Marealle, W. N., Fossøy, F., Holmern, T., Stokke, B. G. and Røskaft, E. 2010. Does illegal hunting skew Serengeti wildlife sex ratios? *Wildlife Biology* 16: 419-429.
- [13] Ogutu, J., Owen-Smith, N., Piepho, H. P. and Said, M. 2011. Continuing wildlife population declines and range contraction in the Mara region of Kenya during 1977–2009. *Journal of Zoology* 285: 99-109.
- [14] Junker, J., van Aarde, R. J. and Ferreira, S. M. 2008. Temporal trends in elephant *Loxodonta africana* numbers and densities in northern Botswana: is the population really increasing? *Oryx* 42: 58-65.
- [15] Crosmary, W.-G., Chamaillé-Jammes, S., Mtare, G., Fritz, H. and Côté, S. D. 2015. Decline of sable antelope in one of its key conservation areas: the greater Hwange ecosystem, Zimbabwe. *African Journal of Ecology* 53: 194-205.

- [16] Dunham, K. M., Robertson, E. and Swanepoel, C. M. 2003. Population decline of tsessebe antelope (*Damaliscus lunatus lunatus*) on a mixed cattle and wildlife ranch in Zimbabwe. *Biological Conservation* 113: 111-124.
- [17] Capon, S. D., Leslie, A. J. and Clegg, B. 2013. The use of population viability analysis to identify possible factors contributing to the decline of a rare ungulate population in south-eastern Zimbabwe. *Koedoe* 55: 9 pages. doi: 10.4102/koedoe.v55i1.1081.
- [18] Ogutu, J. O., Piepho, H.-P., Said, M. Y. and Kifugo, S. C. 2014. Herbivore Dynamics and Range Contraction in Kajiado County Kenya: Climate and Land Use Changes, Population Pressures, Governance, Policy and Human-wildlife Conflicts. *Open Ecology Journal* 7: 9-31.
- [19] Newmark, W. D. 2008. Isolation of African protected areas. *Frontiers in Ecology and the Environment* 6: 321-328.
- [20] Craigie, I. D., Baillie, J. E., Balmford, A., Carbone, C., Collen, B., Green, R. E., et al. 2010. Large mammal population declines in Africa's protected areas. *Biological Conservation* 143: 2221-2228.
- [21] Caro, T., Pelkey, N., Borner, M., Severre, E. L. M., Campbell, K. L. J., Huish, S. A., et al. 1998. The impact of tourist hunting on large mammals in Tanzania: an initial assessment. *African Journal of Ecology* 36: 321-346.
- [22] Myserud, A. 2012. Trophy hunting with uncertain role for population dynamics and extinction of ungulates. *Animal Conservation* 15: 14-15.
- [23] Lindsey, P., Roulet, P. and Romanach, S. 2007. Economic and conservation significance of the trophy hunting industry in sub-Saharan Africa. *Biological Conservation* 134: 455-469.
- [24] Lindsey, P. A., Alexander, R., Frank, L. G., Mathieson, A. and Romanach, S. S. 2006. Potential of trophy hunting to create incentives for wildlife conservation in Africa where alternative wildlife-based land uses may not be viable. *Animal Conservation* 9: 283-291.
- [25] von Brandis, R. G. and Reilly, B. K. 2007. A temporal analysis of trophy quality in South Africa: has trophy quality changed over time. *South African Journal of Wildlife Research* 37: 153-158.
- [26] Allendorf, F. W. and Hard, J. J. 2009. Human-induced evolution caused by unnatural selection through harvest of wild animals. *Proceedings of the National Academy of Sciences* 106: 9987-9994.
- [27] Radder, L. and Han, X. 2010. Travelling hunters satisfaction with their South African safari experiences. *International Journal of Management Cases* 12: 340-350.
- [28] Woods, A. and Kerr, G. N. 2010. Recreational game hunting: motivations, satisfactions and participation. In: Land Environment and People Research Report No 18 pp. 55. Canterbury, New Zealand: Lincoln University.
- [29] von Brandis, R. G. and Reilly, B. K. 2008. Spatial variation in trophy quality of popular hunted ungulate species in South Africa. *South African Journal of Wildlife Research* 38: 17-21.
- [30] Crosmary, W. G., Loveridge, A. J., Ndaimani, H., Lebel, S., Booth, V., Côté, S. D., et al. 2013. Trophy hunting in Africa: long-term trends in antelope horn size. *Animal Conservation* 16: 648-660.
- [31] Nuzzo, M. C. and Traill, L. W. 2013. What 50 years of trophy records illustrate for hunted African elephant and bovid populations. *African Journal of Ecology* 52: 250-253.
- [32] Wilfred, P. 2012. Trophy hunting and trophy size in Ugulla Game Reserve, Western Tanzania. *Tanzanian Journal Science* 38: 111-122.
- [33] Bond, I., Child, B., Harpe, D. d. I., Jones, B., Barnes, J. and Anderson, H. 2004. Private land contribution to conservation in South Africa. In: Parks in Transition. Child, B., editor. 29-61. UK: Earthscan.
- [34] Kiringe, J. W., Okello, M. M. and Ekajul, S. W. 2007. Managers' perceptions of threats to the protected areas of Kenya: prioritization for effective management. *Oryx* 41: 314-321.
- [35] Lambin, E. F. and Meyfroidt, P. 2010. Land use transitions: Socio-ecological feedback versus socio-economic change. *Land Use Policy* 27: 108-118.
- [36] Western, D., Russell, S. and Cuthill, I. 2009. The status of wildlife in protected areas compared to non-protected areas of Kenya. *PLoS One* 4: e6140.

- [37] Joppa, L. N., Loarie, S. R. and Pimm, S. L. 2009. On population growth near protected areas. *PLoS one* 4: e4279.
- [38] Ginsberg, J. R. and Milner-Gulland, E. 1994. Sex-biased harvesting and population dynamics in ungulates: Implications for conservation and sustainable use. *Conservation Biology* 8: 157-166.
- [39] Coltman, D. W., O'Donoghue, P., Jorgenson, J. T., Hogg, J. T., Strobeck, C. and Festa-Bianchet, M. 2003. Undesirable evolutionary consequences of trophy hunting. *Letters to Nature* 426: 655-657.
- [40] Damm, G. R. 2008. Recreational trophy hunting: "What do we know and what should we do?". In: Best practices in sustainable hunting-A guide to best practices from around the world. Baldus, R. D., Damm, G. R. and Wollscheid, K., editors. 5-11. Hungary: International Council for Game and Wildlife Conservation.
- [41] Buckley, R. and Mossaz, A. 2015. Hunting tourism and animal conservation. *Animal Conservation* 18: 133-135.
- [42] Crosmary, W. G., Côté, S. and Fritz, H. 2015. The assessment of the role of trophy hunting in wildlife conservation. *Animal Conservation* 18: 136-137.
- [43] Sutherland, W. J. 2001. Sustainable exploitation: a review of principles and methods. *Wildlife Biology* 7: 131-140.
- [44] Jenks, J. A., Smith, W. P. and DePerno, C. S. 2002. Maximum sustained yield harvest versus trophy management. *The Journal of Wildlife Management* 66: 528-535.
- [45] Milner-Gulland, E. J., Bunnefeld, N. and Proaktor, G. 2009. The science of sustainable hunting. In: Recreational hunting, conservation and rural livelihoods. Dickson, B., Hutton, J. and Adams, B., editors. 75-93. Oxford: John Wiley & Sons.
- [46] Gandiwa, E., Heitkönig, I. M. A., Lokhorst, A. M., Prins, H. H. T. and Leeuwis, C. 2013. Illegal hunting and law enforcement during a period of economic decline in Zimbabwe: A case study of northern Gonarezhou National Park and adjacent areas. *Journal for Nature Conservation* 21: 133-142.
- [47] Buckland, S. T., Anderson, D. R., Burnham, K. P. and Laake, J. L. 1993. Distance sampling: estimating abundance of biological populations. Chapman & Hall.
- [48] Khan, J. A., Chellam, R., Rodgers, W. and Johnsingh, A. 1996. Ungulate densities and biomass in the tropical dry deciduous forests of Gir, Gujarat, India. *Journal of Tropical Ecology* 12: 149-162.
- [49] Thomas, L., Buckland, S. T., Rexstad, E. A., Laake, J. L., Strindberg, S., Hedley, S. L., et al. 2010. Distance software: design and analysis of distance sampling surveys for estimating population size. *Journal of Applied Ecology* 47: 5-14.
- [50] Gandiwa, E., Heitkönig, I. M., Eilers, P. H. and Prins, H. H. In press. Rainfall variability and its impact on large mammal populations in a complex of semi-arid African savanna protected areas. *Tropical Ecology*.
- [51] Gandiwa, E., Heitkönig, I. M., Gandiwa, P., Matsvayi, W., Van Der, W. and Ngwenya, M. 2013. Large herbivore dynamics in northern Gonarezhou National Park, Zimbabwe. *Tropical Ecology* 54: 345-354.
- [52] Harrison, R. D. 2011. Emptying the forest: hunting and the extirpation of wildlife from tropical nature reserves. *BioScience* 61: 919-924.
- [53] Caro, T. 2008. Decline of large mammals in the Katavi-Rukwa ecosystem of western Tanzania. *African Zoology* 43: 99-116.
- [54] Dudley, J., Criag, G., Gibson, D., Haynes, G. and Klimowicz, J. 2001. Drought mortality of bush elephants in Hwange National Park, Zimbabwe. *African Journal of Ecology* 39: 187-194.
- [55] Valeix, M., Fritz, H., Chamaillé-Jammes, S., Bourgarel, M. and Murindagomo, F. 2008. Fluctuations in abundance of large herbivore populations: insights into the influence of dry season rainfall and elephant numbers from long-term data. *Animal Conservation* 11: 391-400.
- [56] Daszak, P., Cunningham, A. A. and Hyatt, A. D. 2000. Emerging infectious diseases of wildlife-- threats to biodiversity and human health. *Science* 287: 443-449.

- [57] Harrington, R., Owen-Smith, N., Viljoen, P. C., Biggs, H. C., Mason, D. R. and Funston, P. 1999. Establishing the causes of the roan antelope decline in the Kruger National Park, South Africa. *Biological Conservation* 90: 69-78.
- [58] Velho, N., Karanth, K. K. and Laurance, W. F. 2012. Hunting: A serious and understudied threat in India, a globally significant conservation region. *Biological Conservation* 148: 210-215.
- [59] Martin, A. and Caro, T. 2013. Illegal hunting in the Katavi-Rukwa ecosystem. *African Journal of Ecology* 51: 172-175.
- [60] Wilfred, P. and MacColl, A. 2014. The pattern of poaching signs in Ugalla Game Reserve, western Tanzania. *African Journal of Ecology* 52: 543-551.
- [61] Atickem, A., Loe, L. E., Langangen, Ø., Rueness, E. K., Bekele, A. and Stenseth, N. C. 2011. Estimating population size and habitat suitability for mountain nyala in areas with different protection status. *Animal Conservation* 14: 409-418.
- [62] Fa, J. E. and Brown, D. 2009. Impacts of hunting on mammals in African tropical moist forests: a review and synthesis. *Mammal Review* 39: 231-264.
- [63] Torres-Porras, J., Carranza, J. and Pérez-González, J. 2009. Combined effects of drought and density on body and antler size of male Iberian red deer *Cervus elaphus hispanicus*: climate change implications. *Wildlife Biology* 15: 213-221.
- [64] Wels, H. 2003. Private wildlife conservation in Zimbabwe: Joint ventures and reciprocity. The Netherlands: Brill.
- [65] Lindsey, P. A., Romanach, S., Matema, S., Matema, C., Mupamhadzi, I. and Muvengwi, J. 2011. Dynamics and underlying causes of illegal bushmeat trade in Zimbabwe. *Oryx* 45: 84-95.
- [66] Caro, T. 2011. On the merits and feasibility of wildlife monitoring for conservation: a case study from Katavi National Park, Tanzania. *African Journal of Ecology* 49: 320-331.
- [67] Bunnefeld, N., Edwards, C. T., Atickem, A., Hailu, F. and Milner-Gulland, E. J. 2013. Incentivizing monitoring and compliance in trophy hunting. *Conservation Biology* 27: 1344-1354.
- [68] Ogutu, J., Piepho, H. P., Dublin, H., Bholu, N. and Reid, R. 2008. El Niño-Southern Oscillation, rainfall, temperature and Normalized Difference Vegetation Index fluctuations in the Mara-Serengeti ecosystem. *African Journal of Ecology* 46: 132-143.
- [69] Ottichilo, W. K., de Leeuw, J. and Prins, H. H. 2001. Population trends of resident wildebeest [*Connochaetes taurinus hecki* (Neumann)] and factors influencing them in the Masai Mara ecosystem, Kenya. *Biological Conservation* 97: 271-282.
- [70] Okello, M. M. and Kioko, J. M. 2010. Contraction of Wildlife Dispersal Area in Olgulului- Oloroshi Group Ranch Around Amboseli National Park, Kenya. *Open Conservation Biology Journal* 4: 34-45.
- [71] Mbaiwa, J. E. and Mbaiwa, O. I. 2006. The effects of veterinary fences on wildlife populations in Okavango Delta, Botswana. *International Journal of Wilderness* 12: 17-24.
- [72] Seabrook, L., McAlpine, C., Baxter, G., Rhodes, J., Bradley, A. and Lunney, D. 2011. Drought-driven change in wildlife distribution and numbers: a case study of koalas in south west Queensland. *Wildlife Research* 38: 509-524.
- [73] Duncan, C., Chauvenet, A. L., McRae, L. M. and Pettorelli, N. 2012. Predicting the future impact of droughts on ungulate populations in arid and semi-arid environments. *PloS one* 7: e51490.
- [74] Hayward, M. W. and Hayward, M. D. 2012. Waterhole use by African fauna. *South African Journal of Wildlife Research* 42: 117-127.
- [75] Smit, I. and Grant, C. 2009. Managing surface-water in a large semi-arid savanna park: Effects on grazer distribution patterns. *Journal for Nature Conservation* 17: 61-71.
- [76] Gandiwa, E., Zisadza-Gandiwa, P., Mango, L. and Jakarasi, J. 2014. Law enforcement staff perceptions of illegal hunting and wildlife conservation in the Gonarezhou National Park, southeast Zimbabwe. *Tropical Ecology* 55: 119-127.
- [77] Gandiwa, E. 2011. Preliminary assessment of illegal hunting by communities adjacent to the northern Gonarezhou National Park, Zimbabwe. *Tropical Conservation Science* 4: 445-467.

- [78] Schmidt, J. I., Ver Hoef, J. M. and Terry Bowyer, R. 2007. Antler size of Alaskan moose *Alces alces* gigas: effects of population density, hunter harvest and use of guides. *Wildlife Biology* 13: 53-65.
- [79] Festa-Bianchet, M., Coltman, D. W., L. Turelli and Jorgenson, T. T. 2004. Relative allocation to horn and body growth in bighorn rams varies with resource availability. *Behavioral Ecology* 15: 305-312.
- [80] De Bruyn, P. N., Landman, M., Tambling, C. J. and Verburgt, L. 2009. Does science serve the wildlife industry? A critique of von Brandis & Reilly (2008): commentary. *South African Journal of Wildlife Research* 39: 103-105.
- [81] Sarrazin, F. and Barbault, R. 1996. Reintroduction: challenges and lessons for basic ecology. *Trends in Ecology & Evolution* 11: 474-478.
- [82] Latch, E. K. and Rhodes Jr, O. E. 2005. The effects of gene flow and population isolation on the genetic structure of reintroduced wild turkey populations: Are genetic signatures of source populations retained? *Conservation Genetics* 6: 981-997.
- [83] Heller, R., Okello, J. and Siegismund, H. 2010. Can small wildlife conservancies maintain genetically stable populations of large mammals? Evidence for increased genetic drift in geographically restricted populations of Cape buffalo in East Africa. *Molecular ecology* 19: 1324-1334.
- [84] Allendorf, F. W., England, P. R., Luikart, G., Ritchie, P. A. and Ryman, N. 2008. Genetic effects of harvest on wild animal populations. *Trends in Ecology & Evolution* 23: 327-337.

RETRACTED