

Distribution Characteristics of Eggs and Neonate Larvae of Codling Moth, *Cydia pomonella* (L.) (Lepidoptera: Tortricidae)

Author: Wearing, Christopher H.

Source: International Journal of Insect Science, 8(1)

Published By: SAGE Publishing

URL: <https://doi.org/10.1177/IJIS.S38587>

BioOne Complete (complete.BioOne.org) is a full-text database of 200 subscribed and open-access titles in the biological, ecological, and environmental sciences published by nonprofit societies, associations, museums, institutions, and presses.

Your use of this PDF, the BioOne Complete website, and all posted and associated content indicates your acceptance of BioOne's Terms of Use, available at www.bioone.org/terms-of-use.

Usage of BioOne Complete content is strictly limited to personal, educational, and non - commercial use. Commercial inquiries or rights and permissions requests should be directed to the individual publisher as copyright holder.

BioOne sees sustainable scholarly publishing as an inherently collaborative enterprise connecting authors, nonprofit publishers, academic institutions, research libraries, and research funders in the common goal of maximizing access to critical research.

Distribution Characteristics of Eggs and Neonate Larvae of Codling Moth, *Cydia pomonella* (L.) (Lepidoptera: Tortricidae)

Christopher H. Wearing

The New Zealand Institute for Plant and Food Research Ltd, Auckland, New Zealand.

ABSTRACT: Literature is reviewed on the spatial distribution of the eggs and neonate larvae of codling moth on apple trees in relation to research conducted in Nelson, New Zealand. At Nelson, oviposition increased with height and was greater in the north and east of the trees and in those with greater fruit load in some seasons, which matches published reports. All publications and the research recorded high percentages of eggs laid singly within 10–15 cm of the fruit, with most eggs on leaves even within fruit clusters; oviposition on fruit clusters of different sizes was nonrandom because more eggs were laid on those with more fruit, but the aggregation of both per cluster and within clusters was even greater than that caused by the fruit number alone. Oviposition at random with respect to the fruit occurred only at very low population density. The choice of oviposition site between fruit and the adaxial leaf surface and abaxial leaf surface (AbLS) was variable and cultivar related. Cultivars on which eggs predominated on the AbLS were less frequent and characterized by low trichome density. In the literature, neonate larvae from eggs on the AbLS suffered greater mortality, as did those in Nelson that hatched more distant from the fruit. This review discusses the interaction between these distribution characteristics and species-specific host–plant volatiles, egg adhesion to plant surfaces, oviposition deterrents, predation, and their relevance to pest management.

KEYWORDS: spatial distribution, oviposition, apple, host–plant relations, predation, Tortricidae

CITATION: Wearing. Distribution Characteristics of Eggs and Neonate Larvae of Codling Moth, *Cydia pomonella* (L.) (Lepidoptera: Tortricidae). *International Journal of Insect Science* 2016;8 33–53 doi:10.4137/IJIS.S38587.

TYPE: Commentary

RECEIVED: January 8, 2016. **RESUBMITTED:** April 28, 2016. **ACCEPTED FOR PUBLICATION:** April 28, 2016.

ACADEMIC EDITOR: Emily Angiolini, Deputy Editor in Chief

PEER REVIEW: Four peer reviewers contributed to the peer review report. Reviewers' reports totaled 836 words, excluding any confidential comments to the academic editor.

FUNDING: This research was funded by the Entomology Division, Department of Scientific and Industrial Research, Nelson, whose fruit research has since become the responsibility of the New Zealand Institute for Plant & Food Research Limited. Publication was supported by The New Zealand Institute for Plant & Food Research Limited: Codling Moth Research Program No. P/335078/01. The author confirms that the funder had no influence over the study design, content of the article, or selection of this journal.

COMPETING INTERESTS: Author discloses no potential conflicts of interest.

COPYRIGHT: © the authors, publisher and licensee Libertas Academica Limited. This is an open-access article distributed under the terms of the Creative Commons CC-BY-NC 3.0 License.

CORRESPONDENCE: codling@xtra.co.nz

Paper subject to independent expert single-blind peer review. All editorial decisions made by independent academic editor. Upon submission manuscript was subject to anti-plagiarism scanning. Prior to publication all authors have given signed confirmation of agreement to article publication and compliance with all applicable ethical and legal requirements, including the accuracy of author and contributor information, disclosure of competing interests and funding sources, compliance with ethical requirements relating to human and animal study participants, and compliance with any copyright requirements of third parties. This journal is a member of the Committee on Publication Ethics (COPE).

Published by Libertas Academica. Learn more about this journal.

Introduction

In ecological terms, the codling moth, *Cydia pomonella* (L.) (Lepidoptera: Tortricidae), is frequently cited as a typical k-strategist.^{1,2} Its highly evolved relationship with its arboreal hosts, notably apple (*Malus*) and pear (*Pyrus*), includes sophisticated ovipositional and larval responses to the fruit that permit the species to have low fecundity,^{3–6} while exploiting a large proportion of the crop without detriment to host availability for future generations.¹ This sophistication includes adult and larval behavioral responses to fruit volatiles of apple^{7–10} and pear,¹¹ and to fruit and leaf metabolites;¹² it also includes specific adhesive properties of the *cement* holding moth eggs on fruit and leaf surfaces,^{13,14} and fatty acid constituents of freshly laid eggs that deter further oviposition, thereby promoting dispersion.¹⁵

Fruit odor from apples has a wide range of effects on codling moth behavior: adult activity is increased^{8,16} as is virgin female pheromone production;⁸ it promotes upwind orientation of larvae and adults to the odor source,^{7,8,17} although not at petal fall when it is repellent;¹⁸ and oviposition is stimulated by apple odor.^{8,9,16} The first active fruit volatile identified was the terpene α -farnesene, as an attractant to

neonate larvae^{7,19–21} and an oviposition stimulant;^{7,22,23} this compound was later shown to be a female attractant²⁴ and a stimulant of pheromone production by virgin females.²³ But it is now clear that codling moth responds to a blend of fruit volatiles;^{8,9,23,25–29} males are attracted to (*E,E*) farnesol and a mix of (*E,E*)- α -farnesene and (*E*)- β -farnesene,³⁰ and damage by codling moth larvae increases apple production of (*E*)- β -ocimene and (*E,E*)- α -farnesene, giving increased attractiveness to adult females.^{17,31,32}

These phytochemical relationships have a major influence on the distribution of codling moth eggs by the ovipositing female. A clear manifestation of this is that eggs are laid singly on or close to the fruit,³³ often including >90% laid within 10 cm.^{4,16,34} Geier⁴ never found eggs on apple trees without fruit, and several authors have found a positive relationship between fruit load of individual trees and their codling moth population or infestation.^{35–37} The laying of eggs singly reduces larval competition for fruit and enables maximum use of the available host fruit by the hatching larvae.

Analysis of the distribution of eggs within fruit clusters of different sizes has produced conflicting results. Geier⁴ concluded that eggs were laid at random with respect to the



fruit and that this was sufficient to account for both the increase in egg laying on clusters with greater fruit numbers and the distribution of eggs within clusters of different sizes; these conclusions referred to a codling moth population at a very low density (0.14 eggs/fruit cluster). However, studies by Wood³⁷ suggested that, at higher population densities of codling moth, some contagion of oviposition occurred. Stronger evidence for this aggregation was found in a high-density codling moth population by Jackson,¹ who discussed the relationship between the results of all three studies. In his research, the number of eggs per fruit cluster increased with cluster size, but the number of eggs per fruit decreased. He extended the concept of each fruit being an independent point source of attraction for female moths (as proposed by Geier)⁴ to each having a *sphere of influence*, which would be greatest in separate single-fruit clusters but reduced, yet cumulative, with its neighbors in larger fruit clusters and where fruit clusters occurred in groups of two or more. Jackson¹ found that the number of eggs per fruit cluster fitted a negative binomial distribution, and this was confirmed by Blomefield et al³⁴ for all except clusters with one fruit, where oviposition was random.

The relationship of codling moth with its host plant is also expressed in the sites chosen by the female when laying eggs near the fruit, *viz.* the adaxial leaf surface (AdLS), abaxial leaf surface (AbLS), and wood of the spurs, or on the fruit itself. With the exception of South Africa where codling moth emerges very early and lays many eggs on the wood during flowering of apple,³⁴ there is a consensus that most eggs are laid on the leaves, a very small percentage on the wood, and an intermediate percentage on the fruit.^{1,4,37-41} However, there is considerable variation in the proportions of eggs in these sites and between the proportions on the AdLS and AbLS.^{1,34} Site preferences are known to differ between host plants and cultivars,^{34,37-39,42,43} and they change with host plant phenology. This includes an increasing deposition of eggs on the fruit as they develop,^{4,13,14,34,44,45} and greater oviposition on the AdLS compared with the AbLS as the growing season progresses.^{1,4} Minimizing egg laying on the fruit early in the season reduces the risk of egg and larval mortality caused by natural fruit drop.

It has been reported for many years that codling moth is more active or causes more damage in the upper parts compared with the lower parts of its host trees.^{4,36,37,45-49} Some of these reports indicated that this was due to reduced spray coverage in the upper parts of the trees,^{4,37} but others found that such height effects occurred in the absence of spraying.^{47,49} Blomefield et al³⁴ recorded greater oviposition in the lower area of apple trees during the first generation of codling moth in South Africa, but a change to greater oviposition in the upper areas in the second and third generations. When studying oviposition by a high-density codling moth population on 12–20 m tall unmanaged apple trees, Jackson¹ failed to detect any impact of height on the number of eggs per sample.

There is also some variability in the effects of aspect within the tree on oviposition by codling moth. Most authors report no or minor effects of aspect,^{4,34,37,43,50} but Stoeckli et al⁵¹ discovered reduced larval infestation, and hence density, on the north-facing side of apple trees compared with the south or east, and this is likely to reflect oviposition differences.

The need to understand the distribution of codling moth eggs in commercial apple trees (*Malus domestica* Borkh.) has been heightened recently by the introduction of selective insecticides with ovicidal activity to integrated fruit production programmes. This includes toxicity to eggs by direct contact, and indirectly through adult exposure.⁵²⁻⁵⁸ In New Zealand, good ovicidal action has been recorded from the applications of lufenuron, methoxyfenozide, and thiacloprid (now little used) and of tebufenozide to a lesser extent (JTS Walker, personal communication, 2015); good ovicidal action is expected from chlorantraniliprole.⁵⁹ Knowledge of the distribution of adult female codling moths and their oviposition behavior is also needed for the optimum placement of kairomone traps and of dispensers for mating disruption.^{10,60,61} It may also assist efforts at manipulating apple tree architecture to reduce pest damage.⁶²

The current study presents previously unpublished research on the spatial distribution of codling moth oviposition and larval fruit entries on apple trees in Nelson, New Zealand. Temporal distribution is included, but limited to data on the relationship between fruit size and the timing of egg laying and fruit entry by neonate larvae. The data were obtained in association with a life table study of a univoltine population of the species over eight generations from 1967 to 1975,⁶³ and the results complement earlier descriptions of the distributions of fifth-instar larvae leaving the fruit and cocooning on the trees.⁶⁴ Related world literature relevant to codling moth spatial distribution in apple trees is reviewed.

Materials and Methods

The research site. A full description of the Appleby Research Orchard, Nelson (41°17'S), where this research was conducted, is given by Collyer and van Geldermalsen,⁶⁵ and the study area specifically used for codling moth research from 1967 to 1975 is described by Wearing.⁶³ The latter mainly comprised three contiguous blocks of mature (50-year old) 'Delicious' trees (blocks A, B, and C), and one neighboring block each of 'Cox's Orange Pippin' ('Cox') and 'Dunn's Favourite' ('Dunns'); all at 5.5 m × 5.5 m spacing, 330 trees per ha, growing in a grass/clover sward. Block A was not sprayed with insecticide in the 1967/1968, 1968/1969, 1969/1970, and 1974/1975 seasons; from the 1970/1971 to 1973/1974 seasons, an additional unsprayed 'Delicious' block D and 'Red Delicious' block E were substituted because block A was sprayed; the only insecticide applied to block A, and to blocks B, C, 'Cox', and 'Dunns' from 1967 to 1975, was ryania (Ryanicide 50® or Ryanicide 100®; S. B. Penick & Co.) or codling moth granulosus virus in various schedules as specified by Wearing.⁶³ The trees were trained

to a height of 3.5 m. Neither chemical nor hand thinning was carried out during the study period, and the harvested crop averaged between 600 and 2000 fruits per tree.

Egg and larval sampling on fruit clusters. A specific sampling programme was designed to investigate the distribution of codling moth life stages in the trees. This was in addition to the population sampling detailed by Wearing.⁶³ Based on the sampling method of Wood,³⁷ all set fruit clusters (one or more fruit and the surrounding leaves arising from one bud) were counted on the sample trees at the beginning of November each season (1967/1968–1970/1971). The total number of fruit clusters on each tree was divided by 36 to obtain a number n . Beginning at the base of the tree on the leader pointing north and moving clockwise around the tree, every n th fruit cluster was labeled to provide 36 sampling units per tree, selected without bias. From November 7, 1967, to March 26, 1968, the labeled clusters and neighboring leaves in blocks A (6 trees) and B (10 trees) were examined weekly in situ for codling moth eggs and damage to their fruit by larvae. When eggs were found, their stage of development was recorded (fresh, red ring, blackhead, and hatched), and they were tagged for ongoing monitoring to determine their fate. Neonate larval fruit entries were similarly monitored to determine their numbers and larval survival (see Ref. 63 for a full description of this procedure). Details of the location of each egg were recorded as follows: site (AdLS, AbLS, fruit, and wood), distance to the nearest fruit (cm), fruit diameter of the nearest fruit (cm), and aspect (N, NE, E, SE, S, SW, W, and NW); for those eggs on leaves, records were taken of the length of the leaf used (cm) and its alignment (vertical, horizontal, and between 0°–90°), the distance of the egg from the leaf base (cm), and the proportional position of the egg from the midrib (0) toward the edge (1). After 1967/1968, egg laying was recorded only in 1970/1971, and then only on the fruit; however, neonate larval fruit entries and larval survival were monitored on labeled clusters on 10 trees of each of the following blocks: 1968/1969 A, B, 'Cox', and 'Dunns'; 1969/1970, A, B, and C; 1970/1971, A and B. Records were kept for each labeled cluster of its height above the ground (m), aspect (as above), and weekly number of fruits per cluster. The detailed population studies of Wearing⁶³ on the blocks of 'Delicious' trees showed that the mean egg density per tree across all blocks on the 'Delicious' trees being sampled for the current research were: 1967/1968, 48.2; 1968/1969, 61.0; 1969/1970, 315.5; 1970/1971, 198.9.

Destructive sampling to estimate egg and preentry larval mortality. Egg and neonate larval distribution data were also collected during destructive sampling of foliage and fruit to estimate egg and larval mortality before fruit entry.⁶³ Stratified random samples were taken in January each year in the lower (7% of samples), middle (21%), and upper parts (72%) of the trees, immediately after the peak of larval hatching. The percentage distribution of samples was based on the natural distribution of eggs determined from systematic

sampling in 1967/1968. From a random starting point within each stratum, every fifth fruit cluster was removed and searched. When an egg was found, the whole fruiting arm was sampled for eggs and larval entries. Sampling of every fifth cluster was then resumed until at least 120 eggs had been found in each block.⁶³ Results are presented from sampling blocks A, B, C, D, and 'Dunns' in 1971/1972 and 1972/1973. Details of the location of each egg were recorded as follows: site (AdLS, AbLS, fruit, and wood), distance to the nearest fruit (cm, 1972/1973), and the number of fruits in the associated cluster and cluster group. A cluster group refers to the fruit clusters whose foliage and/or fruit were close enough to touch or overlap, thereby allowing the potential for mixing of fruit volatiles from the combined fruit numbers to influence the ovipositing female (see Ref. 1 for definition of *sphere of influence* of the fruit). The detailed population studies of Wearing⁶³ on the blocks of 'Delicious' trees showed that the mean egg density per tree across all blocks on the 'Delicious' trees being sampled in this manner was as follows: 1971/1972, 217.4; 1972/1973, 276.9.

Egg distribution in fecundity cages. Wearing⁶³ estimated the fecundity (eggs laid per female) of codling moth in each year of his population study by caging newly emerged wild adult females with one or two wild males in sleeve cages on the fruiting branches of the trees. A full description of the caging methodology and cultivars used is given in the study by Wearing and Ferguson.⁵ Once the female died, she was dissected to determine her mated status, and the cage and its contents were taken to the laboratory to examine all surfaces for eggs. The site of all eggs was noted, including the numbers on individual leaves and fruit (blocks A, B, C, D, 'Dunns', and 'Cox'). In 1972/1973, 20 cages were placed over branches without fruit for comparison with those containing fruit, and in the latter case, the distance of each egg to its nearest fruit was recorded.

Tree to tree distribution and fruit load. In addition to the tagged cluster sampling of the 'Delicious' trees in blocks A, B, and C already described, the windfalls and entire crop at the harvest of sample trees (usually 12 per block) were examined for neonate and other larval fruit entries as a part of the life table study from 1967 to 1975 (21 blocks).⁶³ This provided the data for examining by regression whether the codling moth population (as measured by the number of neonatal larval entries) within a tree was related to the number of fruits in that tree. Population density was known to vary between the blocks that received different treatments,⁶³ and hence, the annual block data obtained were analyzed by regression independently. While an ideal analysis would have sought to determine the relationship between the egg numbers per tree and the fruit numbers per tree, this was not practical. Analysis of the life table data⁶³ showed that the estimated neonate larval entries per tree (y) were related to the estimated egg density per tree (x) by $y = 0.738x + 2.21$ ($R^2 = 0.9994$, $P < 0.0003$) on the 4 unsprayed blocks and by $y = 0.542x + 12.32$ ($R^2 = 0.960$, $P = 6.58 \times 10^{-12}$) on the 17 sprayed blocks. This provided a high

level of confidence that the neonate larval entries were a suitable substitute for the egg numbers in the regression analyses.

Neonate larval entries distribution within the trees. As a result of codling moth oviposition and larval attraction to the fruit, the distribution of neonate larval entries within apple trees is inevitably linked to the distribution of the fruit. In 1967/68 when population density was low, measurements were taken of the distances (cm) from a randomly-selected neonate larval entry to all its neighbours on the same tree. This procedure was replicated four times for unsprayed 'Delicious' trees and provided the data on distances to both the nearest neighbor and all the within-tree neighbors. Separate neonates with entries on the same fruit were recorded as having zero distance from one another.

Standard nearest-neighbor analyses indicated that the entries were not random but were aggregated within the areas of the trees. However, correct spatial analyses of these data would require knowledge of the structure and volume of the trees and the distributions of the fruit within them. Moreover, methods for three-dimensional recording of the location of the fruit and their infestation are now available to improve data collection and analysis.⁶⁶ In the absence of these methods and only as a preliminary step, the distributions of neonate larval entries and their nearest neighbors were plotted for each tree and compared with a Poisson distribution.

Data analysis. Regression analyses were used to determine the relationships between the following: tree fruit load and codling moth larval fruit entries, height within the trees and egg/larval density per fruit cluster and per fruit, and the proportion of neonate larvae entering the fruit having hatched at different distances away. χ^2 analyses were used to compare the observed distribution data with those expected from a Poisson distribution for the following: larval density in different tree aspects, distances to the nearest neighbors of larval entries, eggs and neonate larval entries per fruit cluster and per fruit for clusters of different sizes, and eggs and neonate larval entries per individual fruit. A χ^2 homogeneity test was used for the analysis of the distribution of eggs and neonate larval entries per fruit *within* clusters of different sizes.³⁷

Results

Temporal distribution. Codling moth in Nelson is univoltine but with a small partial second generation comprising 1.6%–2.1% of the population in some seasons.³⁷ In the univoltine 1967/1968 season, first eggs were sampled in mid-November and the last in early March, with peak (>80%) oviposition in January and early February, when fruit diameter averaged 4.3–5.3 cm (Fig. 1).

Egg numbers were too low to analyze site selection or the changes in site selection by the ovipositing females over the season, except to report that eggs were not recorded on the fruit until January 19, 1968; the overall distribution was 10.9% on fruit, 34.8% on the AdLS, and 54.3% on the AbLS ($n = 52$).

Sampling of fruit clusters for neonate larval entries in the following three seasons (1968–1971) showed similar timing

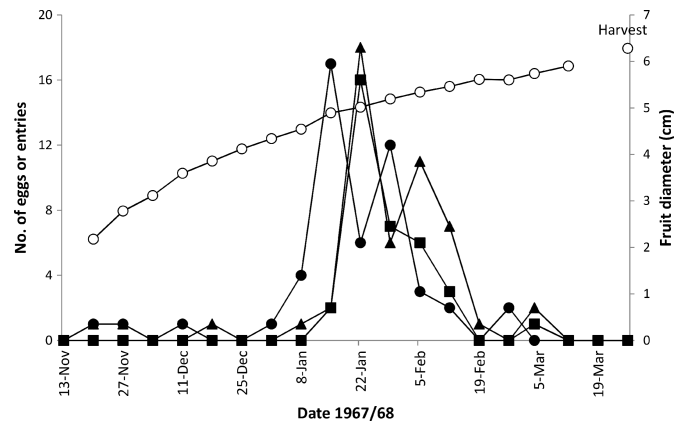


Figure 1. Temporal distribution of total egg laying (●), egg hatching (▲), and neonate larval fruit entry (■) by codling moth on 576 fruit clusters of 16 'Delicious' apple trees in relation to the mean fruit size (○) in the same clusters at Nelson, New Zealand, in 1967/1968.

of the peak of fruit entries (and hence peak oviposition); it occurred predominantly in January and February each year (Fig. 2) at a fruit size range similar to that in 1967/1968. The codling moth population was at high density in 1970/1971, and eggs on the fruit were found from November 20, 1970, until March 5, 1971 (Fig. 2). As a result, egg laying was associated with a larger size range of fruit than recorded in 1967/1968.

Spatial distribution—fruit load. The relationship between the total fruit (including windfalls) of individual trees and their total neonate larval entries (and hence oviposition) was highly variable between years and blocks (Table 1). Of the 21 blocks/seasons analyzed, 9 blocks were found to have a positive relationship ($P = 0.05$ or less) between the total fruit of the trees and their codling moth larval entries; analyses of another 5 blocks were close to significance ($P = 0.07$ – 0.12), leaving 7 in which fruit numbers per tree and the codling moth population were independent. There did not appear to be any consistent effect on these results of the different population densities within the blocks (Table 1). Significant regressions

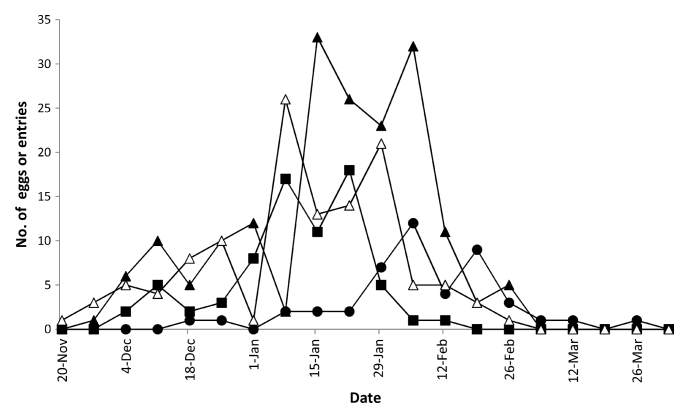


Figure 2. Temporal distribution of total eggs laid on the fruit (△, 1970/1971) and neonate larval fruit entries by codling moth on 360 fruit clusters of 10 'Delicious' apple trees in block A at Nelson, New Zealand, in 1968/1969 (●), 1969/1970 (■), and 1970/1971 (▲).

Table 1. Regressions of neonate larval entries per tree on the total number of fruits (including windfalls) per tree for 21 blocks of 'Delicious' apples and the estimated egg density per tree in the same blocks 1967–1975 at Nelson, New Zealand.

SEASON	BLOCK	LINEAR REGRESSION	R ²	P	MEAN EGGS/TREE ^a
1967/68	A	$y = -0.013x + 30.19$	0.02	0.79	27.3
	B	$y = 0.031x + 6.21$	0.03	0.61	69.1
1968/69	A	$y = 0.153x - 76.76$	0.74	0.001	68.3
	B	$y = 0.045x - 21.60$	0.77	<0.001	53.7
	C	$y = 0.059x + 3.29$	0.06	0.31	82.5
1969/70	A	$y = 0.150x + 15.16$	0.24	0.11	285.1
	B	$y = 0.117x - 17.99$	0.27	0.08	266.6
	C	$y = 0.300x - 259.97$	0.23	0.12	394.7
1970/71	A	$y = 0.168x + 15.52$	0.27	0.09	200.3
	B	$y = 0.242x - 42.93$	0.33	0.05	197.5
	C	$y = 0.080x + 28.91$	0.12	0.26	188.6
1971/72	A	$y = 0.076x + 42.67$	0.11	0.29	189.3
	B	$y = 0.077x + 89.62$	0.11	0.30	245.4
	C	$y = 0.133x - 72.36$	0.36	0.04	211.9
1972/73	A	$y = 0.097x - 13.23$	0.63	0.002	154.6
	B	$y = 0.178x - 21.80$	0.35	0.04	325.7
	C	$y = 0.283x - 66.15$	0.37	0.04	350.3
1973/74	A	$y = 0.333x - 153.27$	0.68	0.04	196.6
	B	$y = 0.336x - 59.55$	0.60	0.07	355.2
1974/75	A	$y = 0.237x - 106.91$	0.81	0.02	331.2
	B	$y = 0.108x + 285.18$	0.02	0.82	355.2

Note: ^aMean density of codling moth eggs/tree obtained from the life tables of Wearing.⁶³

were obtained at both low density (eg, 1968/1969) and high density (eg, 1972–1974), and both with ryania treatment (eg, block B in 1968/1969 and all blocks in 1972–1974) or without ryania (block A in 1968/1969 and 1974/1975).

Spatial distribution—height. Every year, most of the fruit clusters were in the height range of 1–2 m above the ground (Fig. 3), and the peak numbers of clusters with >1 fruit were located higher in the trees (>1.5–2 m) than those with only one fruit (>1–1.5 m; Fig. 3).

The number of eggs *per fruit cluster* in 1967/1968 increased with height from 0.5 to 2.5 m, and this resulted in a related linear distribution of neonate larval fruit entries but with lower slope (Fig. 4). Very few eggs or entries were recorded below 0.5 m or above 2.5 m, where there were few fruit clusters (Fig. 3). The linear regressions of eggs and entries *per fruit* within the fruit clusters were also significant but with lower slopes (Fig. 4) than those for fruit clusters, as expected given the larger fruit clusters recorded in the upper parts of the trees (Fig. 3). The data for blocks A (not sprayed) and B (sprayed with ryania) were combined in Figure 4 because they did not differ significantly. For example, the eggs per fruit cluster in block A were related to height (m) as $y = 0.0405x - 0.0411$ ($R^2 = 1.00$) and in block B as $y = 0.0436x - 0.0384$ ($R^2 = 0.93$), and entries per fruit cluster

in block A were related to height as $y = 0.0203x - 0.0184$ ($R^2 = 0.97$) and in block B as $y = 0.0281x - 0.0185$ ($R^2 = 0.80$).

In each of the subsequent years, the neonate larval fruit entries per fruit cluster and per fruit also increased with

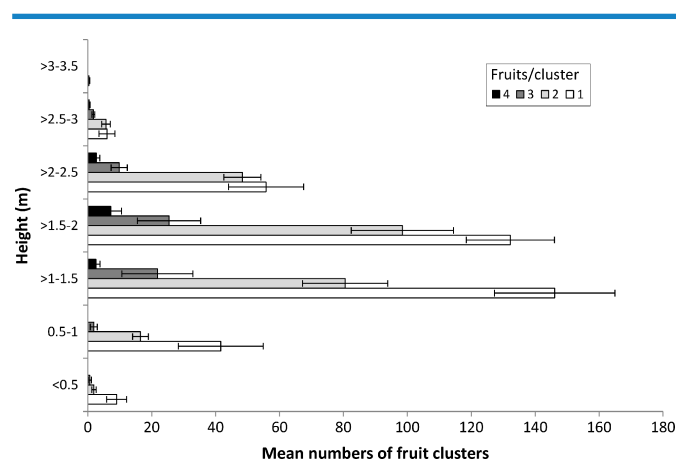


Figure 3. Mean numbers of fruit clusters of different sizes at different heights in 'Delicious' apple trees, standardized for a total of 720 clusters sampled using a systematic sampling method of 36 per tree on 20 trees on 20 January each year 1967/1968 to 1970/1971 at Nelson, New Zealand. Bars are ± 1 SEM.

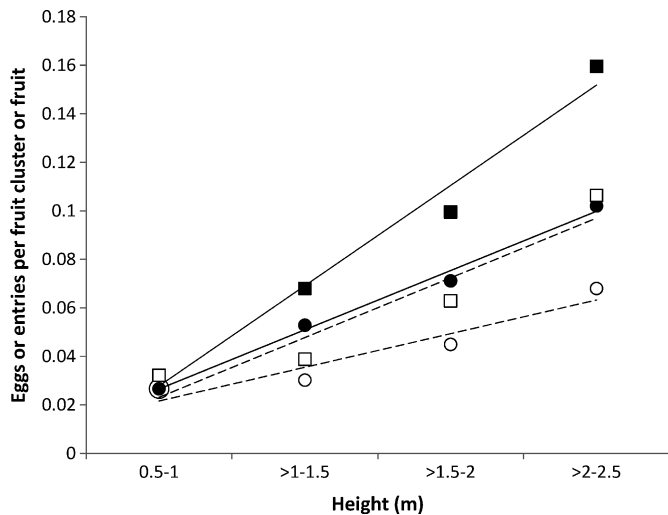


Figure 4. Regressions of the codling moth eggs laid on the height of fruit clusters (—■—) and their fruit (—●—) in 'Delicious' apple trees in 1967/1968 and the equivalent regressions for neonate larval fruit entries on the same fruit clusters (- -□- -) and fruit (- -○- -) (■: $y = 0.041x - 0.014$, $R^2 = 0.98$, $P = 0.011$; ●: $y = 0.024x + 0.002$, $R^2 = 0.99$, $P = 0.004$; □: $y = 0.025x - 0.002$, $R^2 = 0.90$, $P = 0.052$; and ○: $y = 0.014x + 0.008$, $R^2 = 0.91$, $P = 0.046$).

cluster height, and this effect increased with population density (Fig. 5). With significant numbers of fruit clusters above 2.5 m in 1968/1969 and 1969/1970, it was possible to show that the greatest entry density per fruit cluster occurred at the tops of the trees in those years.

Eggs were not recorded on the leaves in the systematic sampling of 1970/1971, but records were obtained for eggs laid on the fruit ($n = 209$ eggs) in the labeled clusters. Although eggs per fruit cluster or per fruit increased with height in 1967/1968 (Fig. 4) and entries increased similarly in 1970/1971 (Fig. 5),

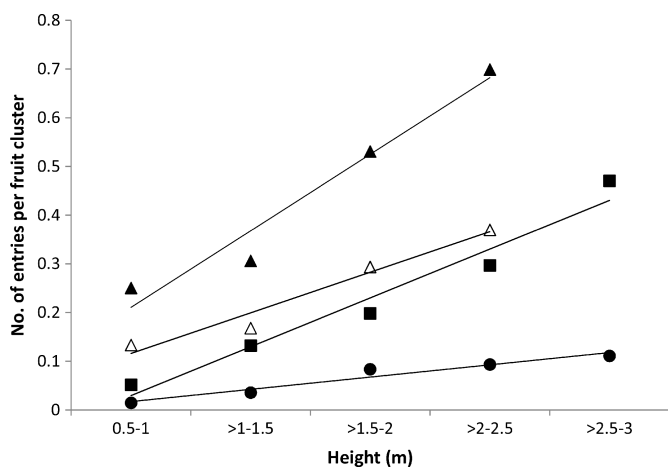


Figure 5. Relationship between the height of fruit clusters in 'Delicious' apple trees and the neonate larval fruit entries per fruit cluster in 1968/1969 (●: $y = 0.025x - 0.008$, $R^2 = 0.95$, $P = 0.005$), 1969/1970 (■: $y = 0.100x - 0.071$, $R^2 = 0.96$, $P = 0.004$), and 1970/1971 (▲: $y = 0.157x + 0.054$, $R^2 = 0.96$, $P = 0.022$) and per fruit in 1970/1971 (△: $y = 0.083x + 0.033$, $R^2 = 0.96$, $P = 0.020$).

the eggs laid *directly on the fruit* per fruit cluster in 1970/1971 did not change with height, *viz.* 0.5–1 m, 0.31; >1–1.5 m, 0.26; >1.5–2 m, 0.31; >2–2.5 m, 0.30, and did not change when expressed as numbers per fruit, *viz.* 0.17, 0.14, 0.17, and 0.16, respectively. These results suggest that the increasing oviposition with height may not occur directly on the fruit, at least in some seasons, but only on the leaves and/or wood.

Spatial distribution—aspect. Egg numbers sampled in 1967/1968 were insufficient to determine if aspect within the tree affected their distribution by the ovipositing females. However, sampling of neonate larval entries provided four years of aspect data (Fig. 6).

The aspect distribution of larval entries did not differ significantly between years (χ^2 analysis four years \times 8 sectors, $\chi^2 = 28.98$, 21 degrees of freedom (df), $P > 0.05$). However, the null hypothesis that expected entries were evenly distributed across the aspect sectors was rejected because of high numbers of entries in the north sector ($\chi^2 = 28.06$, 3 df , $P < 0.001$) and low numbers in the southeast ($\chi^2 = 16.27$, 3 df , $P < 0.001$), southwest ($\chi^2 = 9.25$, 3 df , $P < 0.05$), and northwest ($\chi^2 = 12.64$, 3 df , $P < 0.01$) sectors. When sectors were combined into N, S, E, and W, larval entries were lower on the west side of the trees compared with those on the east ($\chi^2 = 10.90$, 3 df , $P < 0.05$) and were lower on the south side compared with those on the north ($\chi^2 = 7.82$, 3 df , $P = 0.05$).

Spatial distribution—neonate larval entries within the tree. The distributions of distances between neonate larval entries and their nearest neighbors were similar in all four 'Delicious' sample trees, exemplified by the tree in Figure 7. The nearest neighbors were not distributed randomly, with more than expected in the range 0–4 cm and above 10 cm, and less than expected at 6 cm, close to the mean ($\chi^2 = 2.74 \times 10^{11}$, 19 df , $P < 0.001$). Much of the departure from randomness is

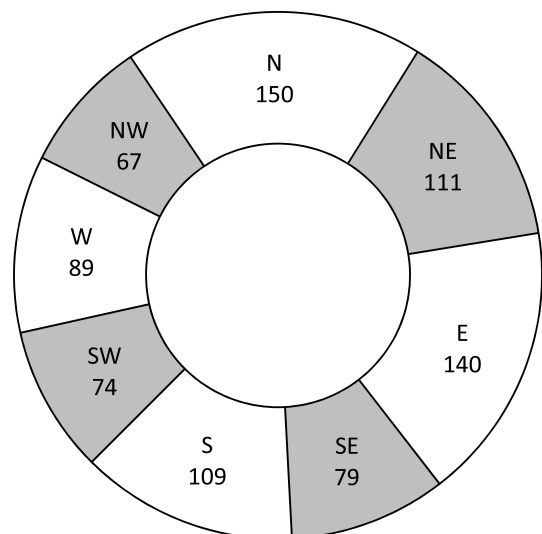


Figure 6. Distribution of the aspect of neonate larval entries on a total of 3096 fruit clusters of 'Delicious' apple trees sampled over four years 1967/1968–1970/1971 at Nelson, New Zealand.

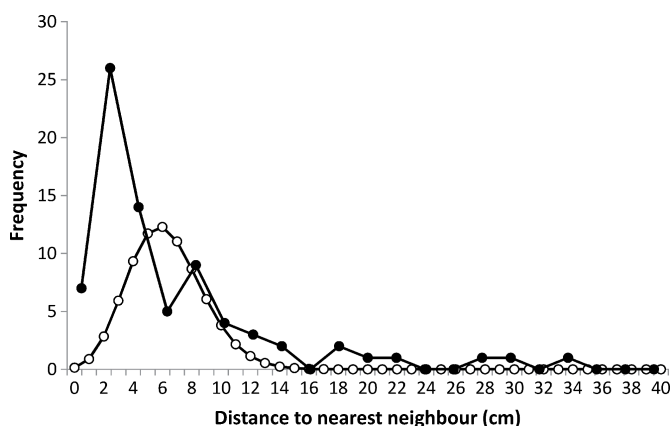


Figure 7. Distribution of distances to the nearest neighbor for neonate larval entries ($n = 77$) on a single ‘Delicious’ tree (●—●), 1967/1968, compared with a random distribution (○—○). Mean distance to the nearest neighbor = 6.29 cm.

probably attributable to the underlying distribution of fruit in the trees, and further data collection and analysis would be required to measure the extent of this and whether the distribution of entries was affected by further factors.

Distance of eggs from the nearest fruit. Measurement of the distance of eggs to their nearest apple was undertaken for 46 of the eggs found on the ‘Delicious’ trees during the systematic sampling of 1967/1968. More than 50% were within 3 cm and 96% were within 12 cm of the fruit. Similar results were obtained with greater numbers of eggs in 1972/1973, using both destructive sampling and fecundity cages (Fig. 8).

For eggs recorded on ‘Delicious’ trees during destructive sampling, 62.2% were within 2 cm of the fruit and 98.7% were within 12 cm. Of the 844 eggs recorded, 274 were on the fruit themselves, and an additional 130 eggs were within 1 cm. In the fecundity cages, 50.5%, 53.2%, and 45.5% of eggs were

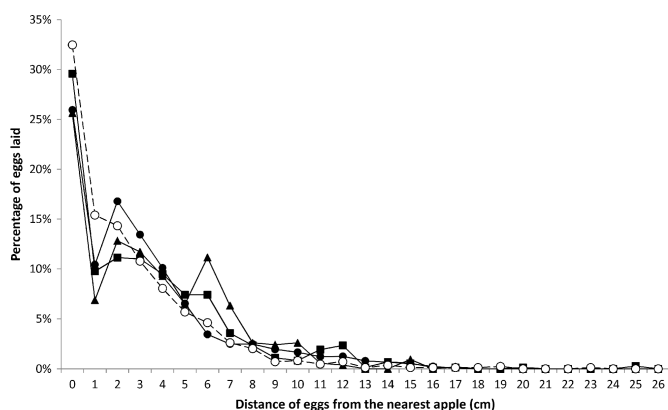


Figure 8. Distance of codling moth eggs from the nearest fruit when laid in fecundity cages on apple trees of the cultivars ‘Cox’ (■, $n = 727$), ‘Delicious’ (●, $n = 3383$), and ‘Dunns’ (▲, $n = 538$) compared with eggs recorded on ‘Delicious’ trees during destructive sampling (○, $n = 844$) in 1972/1973 at Nelson, New Zealand.

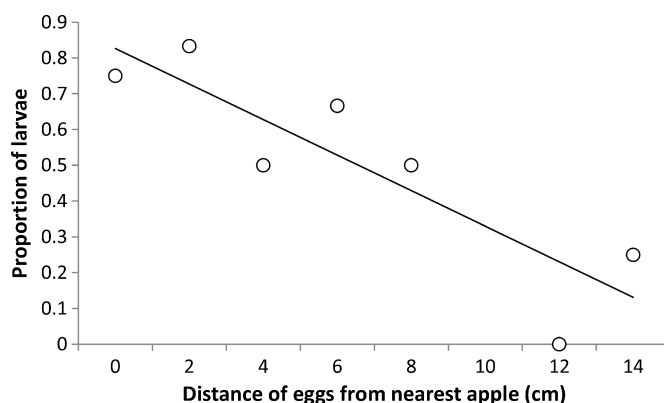


Figure 9. Proportion of neonate codling moth larvae ($n = 52$) entering ‘Delicious’ apples after having hatched at various distances from their nearest fruit, 1967/1968. $y = 0.099x + 0.926$, $R^2 = 0.76$, $P = 0.01$.

within 2 cm, and 97.9%, 97.8%, and 98.9% were within 12 cm on ‘Cox’, ‘Delicious’, and ‘Dunns’, respectively. In 1972/1973, 11 of the 20 fecundity cages operated on ‘Delicious’ branches without fruit had females that mated, but they produced a mean of only 2.5 (95% CL 0.5–7.3; range 0–31) eggs compared with a mean of 40.7 (95% CL 32.4–51.2; range 0–197) by 167 females in cages on branches with apples [detransformed mean values from $\log(x + 1)$ analysis]⁶³.

The 1967/1968 mean population density on ‘Delicious’ trees was only 48.2 eggs per tree,⁶³ with little competition for fruit clusters between hatching larvae. The labeled cluster sampling data enabled preliminary assessment of the survival of larvae hatching at different distances from their nearest fruit. Survival declined with increasing distance (Fig. 9).

Spatial distribution—site selection for oviposition.

Sampling confirmed that female codling moths laid more of their eggs on the leaves than the fruit of the cultivars ‘Delicious’ and ‘Red Delicious’ (Table 2), as in the systematic sampling

Table 2. Numbers of codling moth eggs laid and percentages in different oviposition sites recorded during destructive fruit cluster sampling on three apple cultivars over two years at Nelson, New Zealand.

SITE	CULTIVAR				
	‘DELICIOUS’		‘DUNNS’		‘RED DELICIOUS’
	($n = 451$)	($n = 614$)	($n = 101$)	($n = 64$)	($n = 138$)
	1971/72	1972/73	1971/72	1972/73	1972/73
AdLS	21.7 ± 1.9	27.7 ± 1.8	19.8 ± 4.0	23.4 ± 5.3	29.0 ± 3.9
AbLS	37.9 ± 2.3	39.3 ± 2.0	24.8 ± 4.3	25.0 ± 5.4	49.3 ± 4.3
Leaves	59.6 ± 2.3	66.9 ± 1.9	44.6 ± 5.0	48.4 ± 6.3	78.3 ± 3.5
Fruit	39.7 ± 2.3	32.4 ± 1.9	55.5 ± 5.0	48.4 ± 6.3	17.4 ± 3.2
Wood	0.7 ± 0.4	0.7 ± 0.3	0.0	3.2 ± 2.2	4.3 ± 1.7

Abbreviations: AdLS, adaxial leaf surface; AbLS, abaxial leaf surface.

data of 1967/1968 previously noted (see “Results: Temporal distribution”). This was also the result in the fecundity cages from 1967 to 1973, despite the artificial conditions, and this included the additional cultivars ‘Cox’, ‘Jonathan’, ‘Kidds D8’, and ‘Sturmer Pippin’. The only exceptions were the cultivars ‘Dunns’ (Table 2) and ‘King of Tompkins County’ (in fecundity cages, 37.7% on leaves and 62.3% on fruit) whose oviposition on the fruit was equal to or greater than that on the leaves. The cluster sampling consistently showed that a higher proportion of eggs were laid on the AbLS than on the AdLS of ‘Delicious’, ‘Dunns’, and ‘Red Delicious’ cultivars (Table 2), as noted also from the systematic sampling of ‘Delicious’ (see “Results: Temporal distribution”).

Position of eggs on leaves. Systematic sampling in 1967/1968 included 40 eggs on leaves whose details were recorded. The mean leaf length selected for oviposition was 6.93 ± 0.39 cm (range 2.5–12.5 cm). Only one of the leaves used for oviposition was horizontal compared with 25 that

were vertical, with the remainder at intermediate angles (overall mean = $72.5^\circ \pm 3.9^\circ$). The eggs were laid at a mean of 2.66 ± 0.30 cm (range 0.3–7.5 cm) from the base of the leaf and a proportional mean distance of 0.56 ± 0.04 (range 0.10–1.00) from the midrib to the leaf edge.

Distribution of eggs and larval entries on fruit clusters.

The distributions of eggs on ‘Delicious’ fruit clusters of different sizes are shown in Table 3. It is not possible to compare statistically the density of the egg populations in the three years because of the changing sampling practices, but the egg sampling in 1967/1968 found only 0.08 eggs per fruit cluster, whereas destructive sampling in 1971/1972 and 1972/1973 yielded 0.63 and 0.53 eggs per fruit cluster, respectively. The higher egg density in the two later years reflected the known increase in population densities (compared with 1967/1968) from life table studies (see Table 3 and “Materials and methods” section).

There was a strong agreement between the three fruit cluster data sets. The distribution of eggs with respect to fruit

Table 3. Observed frequency of codling moth oviposition on ‘Delicious’ trees compared with expected random distribution with respect to the number of fruit clusters and the number of fruits in these clusters, at Nelson, New Zealand, 1967/1968, 1971/1972, and 1972/1973.

FRUIT/CLUSTER	EGGS OBSERVED	FRUIT CLUSTERS	EGGS EXPECTED	FRUIT	EGGS EXPECTED
1967/68 systematic sampling					
1	21	388	30.3	388	22.0
2	19	165	12.9	330	18.8
3	5	18	1.4	54	3.1
4	0	5	0.4	20	1.1
Total	45	576	45.0	792	45.0
1971/72 destructive sampling					
1	106	310	193.9	310	106.7
2	189	268	167.7	536	184.5
3	106	111	69.4	333	114.6
4	49	29	18.1	116	39.9
5	1	3	1.9	15	5.2
Total	451	721	451.0	1610	451.0
1972/73 destructive sampling					
1	227	732	391.0	732	236.1
2	329	537	286.8	1074	346.4
3	164	169	90.3	507	163.5
4	58	26	13.9	104	33.5
5	3	1	0.5	5	1.6
6	2	1	0.5	6	1.9
Total	783	1466	783.0	2428	783.0
χ^2 ANALYSIS	df	EGGS/CLUSTER		EGGS/FRUIT	
		χ^2	P	χ^2	P
1967/68 (48.2) ^a	3	15.33	<0.01	2.41	0.70
1971/72 (217.4)	4	114.74	<0.001	6.18	0.19
1972/73 (276.9)	5	290.74	<0.001	20.26	0.001

Note: ^aMean density of codling moth eggs/tree obtained from the life tables of Wearing.⁶³

clusters was not random ($P < 0.01$ to < 0.001) owing to greater oviposition than expected on those clusters with more fruit. But when analyzed with respect to the fruit, the egg distribution provided a good fit to Poisson in 1967/1968 ($P = 0.70$), a lesser fit in 1971/1972 ($P = 0.19$), and a poor fit in 1972/1973 ($P = 0.001$). In that year, there was evidence of aggregation of oviposition on fruit clusters with more than three fruit, particularly those with four fruits (as suggested by the 1971/1972 data), even above that explained by the greater fruit numbers (Table 3). These distributional changes may have been related to increases in population density and/or changes in sampling method (see analysis of neonate larval entries later in this section).

The increase in egg numbers with increasing numbers of fruit per cluster every year was exponential (Fig. 10). On the other hand, egg numbers per fruit either failed to increase with increasing cluster size ($P > 0.05$, 1967/1968 and 1971/1972), or increased linearly ($P < 0.05$, 1972/1973), confirming the results of the χ^2 analyses (Table 3).

When the 1971/1972 and 1972/1973 fruit clusters were amalgamated into fruit groups (see “Materials and methods” section), the relationships between the size of the groups and egg deposition were similar to those shown in Figure 10. In 1971/1972, eggs per fruit group (up to 15 fruits/group) rose exponentially with increasing group size ($y = 0.635e^{0.137x}$, $R^2 = 0.68$, $P = 0.002$), while eggs per fruit remained constant ($y = -0.006x + 0.359$, $R^2 = 0.42$, $P = 0.35$). In 1972/1973, eggs per fruit group (up to 24 fruits/group) rose exponentially with increasing group size ($y = 0.701e^{0.154x}$, $R^2 = 0.78$, $P = 0.003$), while eggs per fruit increased linearly ($y = 0.017x + 0.301$, $R^2 = 0.41$, $P = 0.02$). The χ^2 analyses of these data confirmed that egg distribution per group did not fit Poisson in either year (1971/1972, $\chi^2 = 367.5$, 15 *df*, $P < 0.001$; 1972/1973,

$\chi^2 = 1663.4$, 13 *df*, $P < 0.001$), but egg distribution per fruit fitted Poisson in 1971/1972 ($\chi^2 = 23.7$, 15 *df*, $P > 0.05$) and not in 1972/1973 ($\chi^2 = 95.7$, 13 *df*, $P < 0.001$).

χ^2 analyses were also applied to neonate larval entries per fruit cluster and per fruit (Table 4). All analyses showed that the entries per fruit cluster were nonrandom as found for oviposition. The distributions of larval entries derived from systematic sampling over four years showed that the entries were consistently random with respect to the fruit. However, the distributions of entries per fruit obtained from destructive sampling did not have a good fit to Poisson, suggesting that bias had occurred during sampling. Such an effect may have also occurred during egg sampling in 1972/1973 (Table 3). The destructive sampling method was designed principally to measure egg and neonate larval pre-entry mortality; it focused sampling on areas of the trees where eggs and entries were found, and avoided areas where they were absent (see “Materials and methods” section). This practice, and the deliberate bias toward the middle and upper strata of the trees during destructive sampling, probably account for the nonrandom distribution of eggs and entries per fruit. Differences in population density between years are unlikely to account for these changes in larval entry distribution because the four years of systematic sampling included the lowest (1967/1968) and the highest (1969/1970) population densities (Table 4).

Distribution of eggs and larval entries within fruit clusters. Oviposition within clusters of different sizes is presented in Table 5. Systematic sampling in 1967/1968 gave observed distributions that were primarily a good fit with Poisson. The 2-fruit/cluster data were exceptional in that there were too many clusters in the 0 and 2 eggs/fruit cluster categories and too few with 1 egg/fruit cluster ($P = 0.04$). Wood³⁷ reported similar results in all three cluster size groups in 1964–1965 on ‘Delicious’ and ‘Sturmer Pippin’ trees in the same orchard using the same sampling method. Destructive sampling in 1971/1972 and 1972/1973, when population density was higher (see Tables 3 and 4), provided greater egg numbers than systematic sampling, and the χ^2 analysis again revealed differences in egg distributions. With destructive sampling, egg distributions within fruit clusters were rarely random. The pattern of departure from random was generally consistent in the 1–3 fruits/cluster size groups, *viz.* too many clusters in the 0, 3, 4, 5, and 6+ eggs/cluster classes and too few in the 1 and often 2 eggs/cluster classes. The number of clusters with four fruit were too few to provide consistent egg distributions, but the aggregation of oviposition was again evident in 1971/1972 ($P = 0.008$). The changes from 1967/1968 to the later years may have resulted from changes in either the sampling method or the population density (see analysis of neonate larval entries later in the current section).

The analysis of neonate larval entries within fruit clusters was possible with data replicated over four years using unbiased systematic sampling (Table 6). With the exception of the data of the 4-fruit/cluster class that were few in number, the results

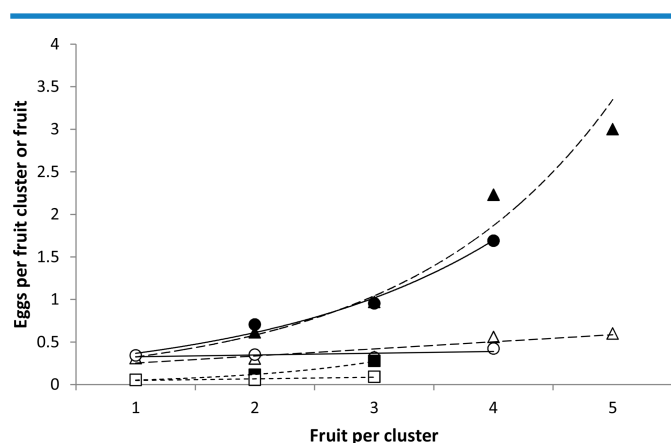


Figure 10. Codling moth egg numbers per fruit cluster (solid symbols) and per fruit (open symbols) laid on ‘Delicious’ fruit clusters of different sizes in 1967/1968 (—■, □—), 1971/1972 (—●, ○—), and 1972/1973 (—▲, △—). ■: $y = 0.023e^{0.818x}$, $R^2 = 0.998$, $P = 0.054$; □: $y = 0.019x + 0.030$, $R^2 = 0.817$, $P = 0.282$; ●: $y = 0.221e^{0.510x}$, $R^2 = 0.978$, $P = 0.027$; ○: $y = 0.021x + 0.311$, $R^2 = 0.357$, $P = 0.402$; ▲: $y = 0.181e^{0.583x}$, $R^2 = 0.985$, $P = 0.013$; and △: $y = 0.083x + 0.170$, $R^2 = 0.806$, $P = 0.039$.



Table 4. Observed frequency of codling moth neonate larval fruit entries on 'Delicious' trees compared with expected random distribution with respect to the number of fruit clusters and the number of fruits in these clusters, at Nelson, New Zealand, 1967/1968, 1968/1969, 1970/1971, 1971/1972, and 1972/1973.

FRUIT/CLUSTER	ENTRIES OBSERVED	FRUIT CLUSTERS	ENTRIES EXPECTED	FRUIT	ENTRIES EXPECTED
1967/68 systematic sampling					
1	14	384	23.4	384	16.9
2	19	170	10.3	340	15.0
3	2	17	1.0	51	2.2
4	0	5	0.3	20	0.9
Total	35	576	35.0	795	35.0
1968/69 systematic sampling					
1	8	315	20.1	315	11.5
2	22	294	18.8	588	21.5
3	13	93	6.0	279	10.2
4	2	16	1.0	64	2.4
5	1	2	0.1	10	0.4
Total	46	720	46.0	1256	46.0
1969/70 systematic sampling					
1	104	726	142.5	726	104.1
2	83	314	61.6	628	90.1
3	21	36	7.1	108	15.5
4	4	26	0.8	16	2.3
Total	212	1080	212.0	1478	212.0
1970/71 systematic sampling					
1	81	287	138.3	287	75.7
2	160	298	143.6	596	157.3
3	80	108	52.1	324	85.5
4	26	27	13.0	108	28.5
Total	347	720	347.0	1315	347.0
1971/72 destructive sampling					
1	95	436	182.0	436	104.4
2	188	331	138.2	662	158.5
3	62	125	52.2	375	89.8
4	41	32	13.4	128	30.7
5	1	3	1.2	15	3.6
Total	387	927	387.0	1616	387.0
1972/73 destructive sampling					
1	153	780	262.3	780	158.4
2	248	585	196.7	1170	237.5
3	94	179	60.2	537	109.0
4	33	27	9.1	108	21.9
5	0	1	0.3	5	1.0
6	1	1	0.3	6	1.2
Total	529	1573	529.0	2606	529.0
χ^2 ANALYSIS	df	ENTRIES/CLUSTER		ENTRIES/FRUIT	
		χ^2	P	χ^2	P
1967/68 (48.2) ^a	3	12.21	0.007	2.49	0.48
1968/69 (61.0)	4	23.12	<0.001	3.00	0.44
1969/70 (315.5)	3	58.45	<0.001	3.78	0.29
1970/71 (198.9)	3	60.93	<0.001	1.00	0.80
1971/72 (217.4)	4	118.64	<0.001	20.30	<0.001
1972/73 (276.9)	5	142.55	<0.001	9.36	0.09

Note: ^aMean density of codling moth eggs/tree obtained from the life tables of Wearing.⁶³



Table 5. Observed frequency of codling moth oviposition on ‘Delicious’ trees compared with the expected random distribution within fruit clusters of different sizes, at Nelson, New Zealand, 1967/1968, 1971/1972, and 1972/1973.

FRUIT/CLUSTER (F) EGGS/CLUSTER (E) F: E	FRUIT CLUSTERS					
	1967/68		1971/72		1972/73	
	OBS.	EXP.	OBS.	EXP.	OBS.	EXP.
1: 0	367	367.6	227	220.2	557	536.8
1	21	19.9	66	75.3	136	166.5
2	0	0.5	13	12.9	31	25.8
3	0	0.0	2	1.5	5	2.7
4			2	0.1	2	0.2
5					1	0.0
Total	388	388.0	310	310.0	732	732.0
2: 0	149	147.1	147	132.4	331	291.0
1	13	16.9	79	93.4	138	178.3
2	3	1.0	26	32.9	39	54.6
3	0	0.0	8	7.7	15	11.2
4			7	1.4	6	1.7
5			0	0.2	4	0.2
6+			1	0.0	4	0.0
Total	165	165.0	268	268.0	537	537.0
3: 0	14	13.6	52	42.7	84	64.0
1	3	3.8	34	40.8	44	62.1
2	1	0.5	13	19.5	23	30.2
3	0	0.1	7	6.2	9	9.7
4			3	1.5	4	2.4
5			1	0.3	3	0.5
6+			1	0.0	2	0.1
Total	18	18.0	111	111.0	169	169.0
4: 0			8	5.4	6	2.8
1			10	9.0	6	6.3
2			4	7.7	4	7.0
3			3	4.3	6	5.2
4			1	1.8	1	2.9
5			1	0.6	1	1.3
6+			2	0.2	2	0.5
Total			29	29	26	26.0
χ^2 HOMOGENEITY TEST FOR TOTAL-1 DEGREES OF FREEDOM						
F	1967/68		1971/72		1972/73	
	χ^2	P	χ^2	P	χ^2	P
1	367.0	0.760	385.3	0.002	940.3	<0.001
2	198.1	0.040	382.4	<0.001	926.2	<0.001
3	20.2	0.260	164.2	<0.001	277.0	<0.001
4			49.2	0.008	26.7	0.37

indicated that nonrandom distribution of entries within clusters was the norm, especially in 1969/1970 and 1970/1971 when population density was much higher. Random distributions were found only in 1968/1969 and in clusters with one fruit in 1967/1968. In the absence of any change in the

sampling method, these results suggest that changes of distribution toward aggregation within clusters over the four years were density dependent. As for the egg data, the departures from nonrandom were associated with too few entries in the 1 entry/cluster class, and too many in the 0 and 2+ classes.



Table 6. Observed frequency of codling moth larval entries per fruit cluster (E, 0–4+) on ‘Delicious’ trees compared with the expected random distribution within fruit clusters of different sizes (F, 1–4+), at Nelson, New Zealand, 1967–1973.

F: E ^a	FRUIT CLUSTERS											
	SYSTEMATIC SAMPLING								DESTRUCTIVE SAMPLING			
	1967/68		1968/69		1969/70		1970/71		1971/72		1972/73	
	OBS.	EXP.	OBS.	EXP.	OBS.	EXP.	OBS.	EXP.	OBS.	EXP.	OBS.	EXP.
1: 0	375	375.2	307	307.1	641	633.5	234	224.1	227	220.2	557	536.8
1	13	12.6	8	7.8	73	86.4	39	55.4	66	75.3	136	166.5
2	0	0.2	0	0.1	10	5.9	10	6.9	13	12.9	31	25.8
3	0	0.0	0	0	2	0.3	4	0.6	2	1.5	5	2.7
4+					0	0.0	0	0.0	2	0.1	2	0.2
(5) ^b											1	0.0
Total	388	388.0	315	315.0	726	726.0	287	287.0	310	310.0	732	732.0
2: 0	153	149.8	273	272.8	253	244.9	190	180.7	147	132.4	331	291.0
1	9	15.3	20	20.4	46	60.8	75	90.4	79	93.4	138	178.3
2	4	0.8	1	0.8	14	7.6	27	22.6	26	32.9	39	54.6
3	0	0.0	0	0.0	0	0.6	4	3.8	8	7.7	15	11.2
4+					1	0.0	2	0.5	7	1.4	6	1.7
(5)									0	0.2	4	0.2
(6+)									1	0.0	4	0.0
Total	165	165.0	294	294.0	314	314.0	298	298.0	268	268.0	537	537.0
3: 0	15	14.2	83	80.9	24	20.6	63	54.0	52	42.7	84	64.0
1	1	2.5	8	11.3	6	11.5	29	38.9	34	40.8	44	62.1
2	1	0.2	1	0.8	5	3.2	11	14.0	13	19.5	23	30.2
3	0	0.0	1	0.0	0	0.6	3	3.4	7	6.2	9	9.8
4+					1	0.1	5	0.6	3	1.5	4	2.4
(5)									1	0.3	3	0.5
(6+)									1	0.0	2	0.1
Total	18	18.0	93	93.0	36	36.0	111	111.0	111	111.0	169	169.0
4+: 0			15	15.2	1	1.5	10	12.0	10	6.7	6	3.0
1			3	2.6	2	1.5	13	9.7	11	10.5	6	6.6
2			0	0.2	1	0.7	3	4.0	4	8.2	5	7.5
3			0	0.0	0	0.2	1	1.1	3	4.3	7	5.6
4+					0	0.1	0	0.2	1	1.7	1	3.2
(5)									1	0.5	1	1.4
(6+)									2	0.1	2	0.5
Total			18	18.0	4	4.0	27	27.0	32	32.0	28	28.0
χ^2 HOMOGENEITY TEST FOR TOTAL-1 DEGREES OF FREEDOM												
F	1967/68		1968/69		1969/70		1970/71		1971/72		1972/73	
	χ^2	P	χ^2	P	χ^2	P	χ^2	P	χ^2	P	χ^2	P
1	375.0	0.660	307.0	0.600	861.7	<0.001	393.9	<0.001	385.3	0.002	940.3	<0.001
2	227.1	0.001	298.7	0.390	397.0	<0.001	353.0	0.010	382.4	<0.001	926.2	<0.001
3	25.3	0.060	72.8	0.930	55.6	0.010	169.8	<0.001	164.2	<0.001	277.0	<0.001
4			15.0	0.590	2.0	0.570	19.7	0.800	56.9	0.003	26.8	0.530

Notes: ^aFruit/cluster (F) and eggs/cluster (E). ^bIn parenthesis refers only to 1971/1972 and/or 1972/1973.

The analyses of the neonate larval entries data from destructive sampling in 1971/1972 and 1972/1973 (Table 6) gave results similar to those from systematic sampling when population densities were also high (1969/1970 and 1970/1971). In addition, the destructive sampling

provided records for clusters as big as 6 fruit (truncated to 4+ fruit/cluster for the analyses) and instances of up to 6–12 entries on a single cluster (truncated to 6+ entries/cluster for the analyses). Overall, the analyses confirmed that aggregation usually occurred within the fruit clusters and suggested

Table 7. Distribution of eggs on the individual fruit and leaves in fecundity cages on unsprayed and ryania-sprayed 'Delicious' trees in 1970/1971 and the results of χ^2 analysis when compared with a random distribution.

RECORD AND ANALYSIS	UNSPRAYED (BLOCK D)		SPRAYED (BLOCK A)	
	FRUIT	LEAVES	FRUIT	LEAVES
Total number	535	6405	224	2747
Total eggs on fruit/leaves	865	2584	315	1056
% of fruit/leaves with eggs	38.1	13.5	36.6	13.7
Mean eggs per fruit/leaf	1.62	0.40	1.41	0.38
Maximum eggs on one fruit/leaf	26	24	23	32
% of fruit/leaves with >5 eggs	8.97	1.89	7.59	1.49
Obs. ^a fruit/leaves without eggs	331	5542	142	2371
Exp. fruit/leaves without eggs	106.2	4278.7	54.9	1870.2
Obs. fruit/leaves with 1–5/2 eggs ^b	156	545	65	240
Exp. fruit/leaves with 1–5/2 eggs	425.4	2074.4	168.4	857.2
Obs. fruit/leaves >5/>2 eggs ^b	48	318	17	136
Exp. fruit/leaves >5/>2 eggs	3.4	52.0	0.7	19.5
Distribution χ^2 fit to Poisson	1.4×10^{19}	1.7×10^{30}	1.9×10^{17}	2.7×10^{45}

Notes: ^aObs., observed; Exp., expected; ^bFruit 1–5 and >5, leaves 1–2 and >2.

that this failed to occur only when population densities were low or data were sparse.

Distribution of eggs and neonate larvae on individual fruit. In 1972/1973, the destructive sampling provided sufficient data on the numbers of eggs and entries on individual fruit that their distribution could be analyzed. The samples from unsprayed 'Delicious' trees revealed that the distributions of eggs and neonate larval entries were random on the individual fruit (eggs: $\chi^2 = 0.60$, 3 *df*, $P = 0.90$ and entries: $\chi^2 = 2.19$, 3 *df*, $P = 0.53$). However, the results from the three ryania-sprayed blocks showed consistently that the eggs were aggregated on certain fruit and absent from too many to fit a Poisson distribution (block A: $\chi^2 = 24.0$, 3 *df*, $P < 0.001$; block B: $\chi^2 = 28.3$, 3 *df*, $P < 0.001$; and block C: $\chi^2 = 9.6$, 3 *df*, $P = 0.02$). Of the three, block C had the lowest concentration of ryania applied (0.3%), and the distribution of entries on the individual fruit was random ($\chi^2 = 1.5$, 3 *df*, $P = 0.68$) as in the unsprayed blocks. However, the distributions of entries on the individual fruit of the other blocks were aggregated (block A: $\chi^2 = 13.4$, 3 *df*, $P = 0.004$ and block B: $\chi^2 = 6836.0$, 5 *df*, $P < 0.001$). These results suggested that, in the presence of ryania deposits, the oviposition and fruit location behaviors of codling moth were being affected.

Unsprayed block E ('Red Delicious') was also sampled destructively in 1972/1973 and confirmed that egg distribution on individual fruit was random ($\chi^2 = 0.03$, 3 *df*, $P = 0.998$). Unlike the results from the unsprayed 'Delicious' block, the distribution of neonate larval entries on the 'Red Delicious' fruit was aggregated, indicating that larval fruit location had favored particular fruit of this cultivar, even in the absence of spraying ($\chi^2 = 10.9$, 3 *df*, $P = 0.01$).

Analysis of the distribution of eggs on the individual leaves and fruits of the fecundity cages (1970/1971 and

1972/1973) showed that they were very highly aggregated on both substrates. Despite the similarity of egg laying distances to the fruit in cages compared to the wild population (Fig. 8), the ovipositing females confined in cages did not lay randomly on individual leaves or fruit, regardless of whether they were in sprayed or unsprayed blocks (Table 7). On fruits, there were too many without eggs (62%), too few with 1–5 eggs, and too many with >5 eggs compared with a random distribution. On leaves, there were too many without eggs (86%), too few with 1–2 eggs, and too many with >2 eggs compared with a random distribution.

Discussion

Temporal distribution. The temporal distribution of codling moth in relation to fruit size (Figs. 1 and 2) showed that in Nelson, New Zealand, the females mainly oviposited on 'Delicious' when the apples were 4.3–5.3 cm in diameter. However, first and last eggs were recorded when the fruit was about 2.2 and 5.6 cm in diameter, respectively; first eggs to be laid on the fruit were recorded on 20 November (in 1970). In South Africa, where codling moth is multivoltine, Blomefield et al.³⁴ repeatedly recorded the first eggs on the fruit in the period 19–24 November (1986, 1987, and 1990), and in 1990, the fruit size at that time was 2.66 cm in diameter. As in New Zealand, oviposition occurred in response to a wide range of fruit sizes through the season.

Apple production of α -farnesene, an oviposition stimulant and a larval attractant of codling moth, was shown by Sutherland et al.⁶⁷ to increase steadily through the season, but production per unit area of fruit surface (including 'Delicious') was maximal at fruit set, dropped to a minimum immediately after (late November), and had a further peak over



January/February. Although the fruit set peak can be seen as coinciding with the oviposition of the first generation in South Africa and the later peak with the oviposition of the later generations (and with the single generation in Nelson), any causal association between these events remains to be proven.⁶⁷ Vallat and Dorn¹⁸ found peaks of volatile attractant chemicals in June and August in the northern hemisphere, when apples were 4.5 and 6.5 cm in diameter, and suggested a relationship to peaks of codling moth oviposition. However, oviposition close to or on the fruit throughout the season suggests that attraction/stimulation is adequate at all times and probably involves a blend of volatile chemicals;^{9,18,25} the variations in α -farnesene production per unit area may be more important for short-range fruit location by the neonate larvae^{7,67} than for oviposition.

Spatial distribution in the trees. Analysis confirmed some positive relationships between the number of fruits in a tree and their infestation by codling moth (Table 1), as reported by several authors.^{35–37} However, this was not consistent, despite confining the regression analyses to blocks of trees subject to the same treatment. Wearing⁶³ showed that immigration was a key factor in the population dynamics of codling moth in the study site, and trees within the blocks varied in their distances from the source of immigrants. Another key factor was variation in the fecundity of codling moth,⁶³ particularly individual females (0–284 eggs), such that similar numbers of moths per tree could result in different egg numbers per tree, especially at low population density. Both these factors could have reduced the strength of the relationship between fruit load and within-tree egg density, particularly as codling moth adults are mainly sedentary and females lay most of their eggs on one or two neighboring trees.^{4,68} Edge trees can also act as a *barrier* to moth movement,^{4,68} although no edge trees were included in the sampling of the current study. Geier⁴ failed to find codling moth eggs on apple trees without fruit, and the regressions of neonate larval entries on fruit load indicated that entries would have been close to zero per tree on trees with 500 apples or fewer in 1968/1969 (blocks A and B), when codling moth population density was very low, whereas at higher density in 1972/1973, trees with about 130 apples were at the threshold for infestation (Table 1, blocks A and B). It was clear that mated females caged on ‘Delicious’ branches without fruit produced very few eggs (mean of 2.5 per female), and in circumstances of choice, egg laying on trees without fruit appears highly improbable.

In controlled experiments using the same number of codling moth females released onto caged trees, Brahim et al⁶⁹ attributed the greater oviposition on ‘Golden Delicious’ compared to that on ‘Starkrimson’ to the higher fruit load carried by the former. However, they also recorded the behavior of females when ovipositing on these apple cultivars, and this included greater speed of locomotion, greater distance walked, and more time taken to lay each egg on ‘Golden Delicious’.

The increases in codling moth oviposition and neonate larval entries with height in the 3.5 m high ‘Delicious’ trees of the present study were unequivocal (Figs. 4 and 5). These occurred similarly on unsprayed trees and those sprayed with ryania, and confirmed the published results,^{37,45,47,49} for unsprayed apple trees, and the results of Geier⁴ and Wood³⁷ for ryania-sprayed trees. At least a part of this effect can be attributed to the measured increase with height of the proportion of fruit clusters with >1 fruit (Fig. 3), but even when corrected for cluster size, the data showed an increase with height in the number of eggs and entries per fruit (Fig. 4). Direct observations have found that adult codling moths occur in greater numbers in the upper parts of apple trees,^{46,70} and this leads to more mating activity,⁶⁰ and higher catches in bait traps.⁴⁷ In the ‘Delicious’ trees of the present study orchard, Wearing⁶³ rotated alternate bait traps ($n = 8$) daily from 1.2 to 3.6 m throughout the season, and 80% of both males and females were caught at 3.6 m.

But not all authors have recorded increased oviposition and larval fruit entries with height.⁴¹ Jackson¹ found no such effect on unmanaged apple trees 12 and 20 m tall containing a codling moth population producing 1.96 eggs/fruit cluster, a mean of more than two larval entries per apple, and 95% infestation of the crop. These conditions are very different to those in the present study, and it is conceivable that the population density was so high that height gradients were overridden at the limits of the carrying capacity of the crop. Stoeckli et al⁵¹ studied the effects of height on codling moth infestation in dwarf trees averaging 2.5 m tall. Despite their small stature, significant height effects occurred, with greatest infestation at either the top or middle stratum at different locations. It is not possible to know if these effects reflected differences in fruit density as this was not measured.

The evidence from the current study that eggs laid *directly on the fruit* (per fruit cluster or per fruit) did not increase with height in 1970/1971 is an isolated result and requires further research. It suggests that, under natural conditions, there may be a mechanism limiting the frequency of egg laying on the fruit that differs from egg laying on the leaves. Such a mechanism may have contributed to the decline in the proportion of eggs laid directly on the fruit as population density (= fecundity) increased in the fecundity cages (Wearing, unpublished).

In the northern hemisphere, Wei et al⁴¹ and Stoeckli et al⁵¹ found reduced codling moth oviposition and infestation, respectively, on the north-facing side compared with the south- and east-facing sides of apple trees, and MacLellan³⁶ similarly reported an early-season ovipositional preference for the southeast aspect. On the other hand, Blago and Dickler⁵⁰ and Wei et al⁴³ found no significant relationship within apple trees between oviposition and aspect, and this has also been more commonly reported in the southern hemisphere.^{4,34,37} The present findings that larval entries were greater on the north- and east-facing aspect compared with the south- and

west-facing aspect of the trees (Fig. 6) agree with the studies by Stoekli et al⁵¹ and Wei et al⁴¹ in the opposing northern hemisphere. With respect to north and south, both probably indicate an oviposition response to the warmer areas of the tree, as shown by Kührt et al,⁷¹ which may include response to more advanced fruit development and associated greater α -farnesene production.⁶⁷ In Nelson, the prevailing westerly winds may have contributed to greater oviposition on the more sheltered eastern side of the trees, and this may have occurred in other localities. Greatest damage on the eastern aspect of pear trees was also reported by Du et al.⁴⁰

Studies of the genetics and sibship of codling moth within orchards led Franck et al⁶⁸ to conclude that females usually cluster their egg deposition in the trees. This was also suggested by the distribution of eggs and larval entries within trees observed during the systematic sampling of the present research. The nearest-neighbor data provided only a first indication that there is probably significant aggregation of these codling moth stages within trees, but whether this is in addition to, or different from, the aggregation of fruits themselves within the trees remains to be investigated. The methodology of Everhart et al⁶⁶ appears suitable for such research. Aggregation is likely to be assisted by the known increase in the attractiveness of fruit to ovipositing females and neonate larvae caused by earlier codling moth infestation;^{31,32,72} on the other hand, aggregation may be reduced by the deterrence of oviposition caused by freshly laid eggs.¹⁵

Distance of eggs from the nearest fruit. Geier,⁴ Wearing et al,¹⁶ Jackson,¹ and Blomefield et al³⁴ presented graphs showing the distribution of distances of codling moth eggs from their nearest fruit. When eggs laid directly on the fruit are included in these graphs (as in Fig. 8),^{1,16} it is clear that the proportion of eggs declines immediately away from the fruit, and then further with increasing distance, providing a good fit to a negative binomial distribution.¹ Measurements have shown that 90% of eggs are laid within 10 cm of the fruit,⁴ 91.3% within 20 cm,¹ or 96% within 12 cm.³⁴ Wearing et al¹⁶ recorded that 99% of eggs were within 11 cm of 'Delicious' apples and that 47% were laid on the fruits themselves. The proportion of eggs laid on the fruit is usually less than that on the leaves, but the latter are spread over a radius of at least 24 cm,⁴ 17 cm,¹⁶ or 16 cm.³⁴ Jackson¹ recorded eggs up to 50 cm from the fruit, which may be a result of the competition for fruit at a high mean density of 1.96 eggs/fruit cluster. Blomefield et al³⁴ noted that more eggs were laid on the fruit and on the leaves closer to 'Granny Smith' than 'Golden Delicious' fruit, which may reflect the much higher production of α -farnesene per unit area of fruit by the former cultivar.⁶⁷ But in all these cases, a very high proportion of eggs were laid within 15 cm of the fruit. The consistency of this behavior is further shown by the oviposition behavior of the females in fecundity cages, who laid their eggs at similar distances from the fruit to those under natural conditions, despite being confined (Fig. 8). In the total 'Delicious' cages of

1970/1971, 350 of the 495 apples and 4458 of the 4949 leaves were not used for oviposition.

Sutherland et al⁷ pointed out that McIndoo^{73,74} and later Garlick (1948, cited in Ref. 75) were first to raise the possibility that neonate codling moth larvae moved toward apples in a directed manner involving a positive response to odor. Geier⁴ observed the behavior of neonate larvae released onto fruit clusters at different distances from the fruit and was able to show that they located the fruit more efficiently than would occur at random. He also posited the presence of attractant odors from the fruit, which were later demonstrated,^{7,19,20,76} but several hours were frequently involved in fruit location. The preliminary data on Figure 9 suggest that there is an increased risk of the mortality of neonate larvae that hatch at a greater distance from the fruit, even in New Zealand where they have few natural enemies.^{37,63,77} In other locations where predators of neonates are important in population dynamics,^{36,78} major effects on mortality may be expected, particularly for eggs on the AdLS and wood.⁷⁹ In laboratory experiments, Sutherland et al⁷ showed that neonate codling moth larvae in Petri dishes were attracted within five minutes to 100 ng of α -farnesene from a distance of at least 6.75 cm away, but the numbers of larvae reaching the source within that time had declined significantly compared with the larvae that began 5.00 cm away. In another laboratory experiment, Sutherland¹⁹ showed that neonate larvae in almost still air oriented and moved within five minutes to a whole apple up to 1.5 cm away but not further. Given the greater distances, obstacles, air movement, and hazards in the field, it is not difficult to envisage some larvae requiring several hours to find the fruit, as observed by Geier.⁴ Wei et al⁴³ reported that neonate larvae released on leaves up to 10 cm from the fruit were as successful at infesting the fruit (67.7%) as larvae released directly on the fruit (67.3%); moreover, this success rate was similar for larvae released on the AdLS or AbLS. However, it is unclear whether these experiments were conducted in the laboratory or field.

Spatial distribution—site selection for oviposition.

Variation in site selection for oviposition has been well documented. For instance, Jackson¹ recorded 57.3% of eggs on the AdLS versus 34.7% on the AbLS, with only 8% on the fruit. Blomefield et al³⁴ recorded 35.6% of eggs on the fruit of 'Granny Smith' compared with 10.8% on those of 'Golden Delicious', and of those eggs on the leaves of 'Granny Smith', 72.9% were on the AdLS, whereas only 30.2% were on the AdLS of 'Golden Delicious'. Two major factors dominate the literature that analyzes oviposition site selection (fruit, AdLS, AbLS, and wood) by codling moth, *viz.* hairiness of the substrate and predation. Reference is also made to the effect on egg laying of the wax scales and filaments on the surface of some leaves and fruits.^{13,14,39} Young apple fruitlets are very hairy, and this is a deterrent to early-season oviposition. There is increased egg laying on the fruit as pubescence declines over the season,^{3,4,34,44,70} and early-season oviposition on the fruit would also carry the risk of natural fruit drop (June/December drop) from the trees.



The measured density of trichomes on the leaves of some cultivars (eg, 'Granny Smith') can also deter oviposition, particularly on the AbLS,^{13,34,42} and this is evident in other published data.^{1,4,37–39} Pears may be different because Hagley et al³⁹ reported female preference for the AbLS, deterred by the long wax filaments on the AdLS (see also Ref. 40). Al Bitar et al¹³ related part of these effects to the varying ability of adult moths to attach and walk on the different surfaces, including better female ability to attach to the smoother surfaces of the AdLS and fruit of apples than the AbLS during oviposition.^{14,80,81} Greater (or equal) oviposition on the AbLS than AdLS of apple is less frequent in the literature than the reverse, and this preference relates to particular less hairy cultivars 'Delicious',³⁷ 'Golden Delicious',^{13,34,43} 'Northern Spy',³⁹ 'Red Delicious',⁴³ and '673-20'.⁴² Similar results in the present research referred particularly to 'Delicious' and 'Red Delicious', whose leaves have long been recognized as carrying few leaf hairs.⁶⁵ Al Bitar et al¹³ likened the AbLS of 'Golden Delicious' to the AdLS of many other cultivars, in terms of its low trichome density and the adhesion strength of the eggs laid there.

Wei et al⁴³ investigated whether the ovipositional preference for the AbLS on their experimental trees ('Golden Delicious' and 'Red Delicious') was a female preference for shade by turning the leaves over for presentation to ovipositing females. This procedure reduced oviposition on turned AbLSs compared with normal AbLSs, and increased oviposition on turned AdLSs compared with normal AdLSs. Wei et al⁴³ also reported higher hatch rate for eggs laid in the shade compared to those in the sun, and higher oviposition on the shady side of fruit clusters compared with the sunny side; they concluded overall that the shady versus sunny side of egg-laying surfaces was more important in the expression of preference than the physical properties of the surface. However, this fails to take account of the ovipositional preference of females for the AdLS of many apple cultivars. It seems probable that the expression of preference for egg laying in the shade is possible only on cultivars with low trichome density, whereas on cultivars with dense trichomes on the AbLS, the females lay preferentially on the AdLS.

Subinprasert and Svensson⁷⁹ reported that no eggs of codling moth were laid on the AbLS of apple leaves in a Swedish orchard. In addition, when eggs were artificially attached there, they suffered more predation than those placed on the AdLS or fruit. Greater numbers of insect predators are found on the AbLS,⁷⁹ and the mobility of neonate larvae of codling moth is reduced by the pubescence of the surface,⁸² which could make them more susceptible to predation. Al Bitar et al¹³ proposed that these factors, and reduced mobility of ovipositing females on the AbLS, caused a shift in their preference toward oviposition on the AdLS. They also noted the great ability of ovipositing females to walk on the smoother fruit and AdLS surfaces compared with predators and suggested that laying eggs directly on the fruit could be a mechanism to avoid predation. Laying on a variety of surfaces may be of

similar benefit, as it is possible to envisage selection for a predator species well adapted to walking on the fruit surface if all eggs were laid there. In New Zealand, the dearth of predators of the eggs and neonate larvae of codling moth^{37,63,77} means that the preference of females to oviposit on the AbLS of some cultivars (eg, 'Golden Delicious', 'Delicious') is of little benefit to biological control. Moreover, there is little selection pressure from predation in New Zealand for ovipositing females to lay their eggs on sites other than the AbLS. It should also be noted that predatory species vary in their mobility and effectiveness as predators on different leaf surfaces; a predator of codling moth *Anthracorhis nemorum* (L.) searches better on pubescent than waxy leaf surfaces, whereas the reverse may be true for other species.⁸³

The adhesion of eggs to the substrate is strongest on the fruit, then the AbLS, and the least on the AdLS,^{13,14} hence, the need for strongest adhesion does not determine the distribution of eggs. Specialized adaptation to make a strong bond between the egg and fruit¹⁴ may be needed to counter the risk of dislodgement from this smooth surface that grows rapidly at times and is often exposed to leaf brushing (during wind) as well as inclement weather.

The position of codling moth eggs on the leaf has been little studied. Hagley et al³⁹ reported similar results for both the AdLS and AbLS on which 44%–48% were on the edge of the leaf, 35%–36% were interveinal, and only 17%–20% were near the midrib ($n = 400$). The much smaller sample in the current research ($n = 40$) was distributed 72.5% interveinal, 17.5% on the edge, and only 10% near the midrib. In view of the importance of trichome density for oviposition, it is possible that the distribution of eggs within the leaf area is also influenced by trichome distribution. The observation in the present work that most leaves were vertical, and only one was horizontal, at the time of oviposition, is preliminary, and further research would be essential to determine its significance. However, Joshi et al⁸⁴ suggested that presentation of apples in a vertical position for codling moth oviposition in the laboratory may have contributed to the majority of eggs being laid around the pedicel and on the sides of the fruit (vertically) rather than at the calyx (more horizontally). Al Bitar et al⁸⁰ showed that adult codling moths are well adapted to achieve good attachment to smooth surfaces in the vertical or horizontal plane. Eggs were observed at the calyx, middle, and stalk ends of apples in the current study, but the positions of eggs laid directly on the fruit were not recorded. Blago and Dickler⁵⁰ and Blomefield et al³⁴ reported that the preferred site on the fruit was the fovea of the pedicel insertion and the surrounding rounded surface. This contrasts with the view of Plourde et al⁴² who found a preference for the mid-sections of the fruit surface. Al Bitar et al¹⁴ recorded the strongest adhesion of codling moth eggs to the surface around the pedicel and the mid-sections of the apple compared with the calyx area. This was mainly attributed to the greater density of microcracks, enabling stronger egg adhesion.

Spatial distribution between and within fruit clusters.

Authors have consistently reported that codling moth oviposition per fruit cluster of different sizes does not fit a Poisson distribution because of greater egg laying on clusters with more fruit.^{1,4,34,37} This was also the result for eggs and neonate larval entries in the present research. When oviposition was expressed as the number of eggs per fruit, Geier⁴ found that the distribution was random, with each fruit carrying an equal probability of egg deposition, albeit at very low density (0.09 eggs/apple). Results obtained by Wood³⁷ were similar when analyzing data from a low-density population (0.17 eggs/apple), but not at higher densities (0.48 eggs/apple), reporting mild contagion of oviposition with too few instances of one egg laid per fruit cluster than would occur at random. Jackson,¹ working with a population at very high density, found even stronger evidence that egg distribution per fruit was aggregated, and he pointed out that low density can result in random distributions by default because of the low incidence of insects in the samples. At a mean density of 1.37 eggs/apple, Jackson¹ obtained a curvilinear decrease in the oviposition per apple with increasing cluster size. The analyses of the current data are similar to those in the study by Wood.³⁷ A random distribution was obtained in 1967/1968 at a mean low density of 0.05–0.09 eggs/apple, whereas in 1972/1973 at a mean density of 0.31–0.60 eggs/fruit, the distribution was no longer random (Table 3), and unlike Jackson,¹ the eggs/fruit increased with increasing cluster size. This could be attributable to the effects of height within the tree on the size of clusters and the distribution of eggs, as suggested by Wood,³⁷ although no such height effect was reported by Jackson.¹

The foregoing may be a reasonable interpretation of the current oviposition results, but the larval entry data, which came from systematic sampling over four years, show that the sampling method also played a role. Neonate larval entries were random with respect to the fruit in each of those four years across a wide range of densities (Table 4), and nonrandom distribution occurred only when destructive sampling was used. By focusing this stratified random sampling on the known height distribution of eggs and entries, a bias to more heavily infested larger clusters in the upper stratum was probably introduced.

Similar considerations concern the distribution of eggs and entries *within* fruit clusters of different sizes (Tables 5 and 6). The distributions were primarily random at low density (1967–1969) and were nonrandom at higher densities (1969–1973), but in this instance, the latter occurred with both systematic and destructive sampling methods, thereby removing any conflict. The overall pattern of aggregation involved too many clusters of all sizes with 0 and >1 and/or >2 eggs, and too few with 1 or 1 and 2 eggs. Wood,³⁷ who obtained similar results concerning oviposition, suggested that this aggregation may have been caused, at least in part, by the greater egg laying in the upper parts of the trees, a feature of both Wood's study and the present work. However, a similar

within-cluster distribution was also obtained by Jackson,¹ in the absence of a height effect, and by Blomefield et al.,³⁴ with a seasonally changing height effect. Both these authors found that their egg distributions within clusters fitted a negative binomial distribution, with the exception of that from single-fruit clusters by Blomefield et al.,³⁴ which was random. The totality of these results indicates that some fruits, regardless of cluster size, attract greater oviposition and greater neonate larval entry than others. This could be related to such issues as light, temperature, and air movement, rate of fruit development and its production of attractant/stimulant volatiles, or proximity to other fruit clusters forming large groups of fruits. The observed aggregation of neonate larval entries on particular individual fruit of the unsprayed 'Red Delicious' trees in the present work may also have resulted from such effects.

After comparing his results with those of Geier⁴ and Wood,³⁷ Jackson¹ concluded that codling moth oviposition was not random with respect to fruit clusters or fruit and proposed a hypothesis of overlapping *spheres of influence* of fruit across their neighbors within clusters and across their neighboring clusters, which would determine fruit attractiveness. In his research, oviposition per fruit declined as cluster size increased, suggesting that the attractiveness of individual fruit was greatest in an isolated one-fruit cluster and was diluted by the presence of neighboring fruits when within a larger cluster or close to other clusters. However, the current research revealed that oviposition per fruit could either remain the same (1971/1972) or increase linearly (1972/1973) as cluster size increased and that this pattern remained when clusters were grouped with neighbors. The concept of *spheres of influence* appears sound, but its effects are likely to be affected by population density. The decline in oviposition per fruit with increasing cluster size might be expected at the very high population density in Jackson's study,^{1,85} given that more eggs are laid in larger fruit clusters and deterrents are now known to be present in the freshly-laid eggs.¹⁵ Such a mechanism may not be detectable at the lower densities of the current research, and in any event, does not exclude the probability of a certain fruit being at a more attractive stage of development, or in a better microclimate for oviposition, than others.

There is additional evidence from the current research that the deterrent effect of freshly-laid eggs on further oviposition, as reported by Thiéry et al.,¹⁵ had little influence on the ovipositing females at the population densities being studied. This comes from the analysis of the number of eggs laid directly on the fruit. In 1972/1973, when the sampling obtained 1.22 and 0.78 eggs/fruit cluster on the unsprayed 'Delicious' and 'Red Delicious', respectively, the number of eggs laid directly on the fruit fitted a random distribution, with no evidence of dispersive behavior. Aggregation was found in the other cultivar blocks, but only in the presence of ryania deposits from spraying; this may be attributable to the known repellency of ryania deposits to the larvae,⁶³ potentially leading to aggregation of larval entries on fruits with poorer spray



coverage. Highly aggregated oviposition on both fruit and leaves occurred when moths were confined in fecundity cages, such as in 1970/1971 (Table 7) at mean densities of about 1.5 eggs/fruit and 0.4 eggs/leaf. Under these conditions, females laid up to 26 and 32 eggs on a single fruit and leaf, respectively; and only 37–38% of fruit and 14% of leaves were used for oviposition. Jackson¹ similarly reported that eggs laid per leaf did not fit a Poisson distribution under natural conditions (too many leaves without eggs and too many with >1 egg) where the mean density was 1.37 eggs/fruit, and Wei et al⁴¹ reported that aggregation of codling moth eggs increased with population density.

Subinprasert and Svensson⁷⁹ investigated the survival of codling moth eggs attached to leaves in the field at different densities and in different configurations of the same density and showed that lowest predation occurred with one egg per leaf, and was generally associated with eggs placed in the most widely dispersed configuration. They commented that the strategy of laying eggs singly also reduced larval competition for fruit and hence potential cannibalism, which added to the benefits of laying on the AdLS or fruit and the associated low predation rates mentioned earlier. They also noted that the searching costs for the female of laying eggs singly in an orchard were not high because of the abundance of fruit in close proximity to each other. Similar conditions may have occurred in the area of origin of codling moth in Eurasia, such as the apple forests of Kazakhstan.⁸⁶ Even outside orchards, the sedentary behavior of most females is such that their searching activity is largely confined to one or two neighboring trees.⁶⁸ Subinprasert and Svensson⁷⁹ concluded that laying eggs singly was the most advantageous strategy for codling moth egg and larval survival.

Conclusions and their implications for codling moth management. The research described in this study was conducted about 40 years ago, but it remains as relevant today as when the work was done. The results reinforce the findings of earlier and more recent research and add a number of new findings. These include the extremely low fecundity of wild gravid female codling moth (2.5 eggs laid/female) caged in the field on apple branches without fruit; the limitation of egg numbers laid directly on the fruit, despite increasing egg deposition on leaves and stems nearby; the uniformity of the distribution of eggs by distance from the nearest fruit, even when females were confined in cages; the increased mortality of neonate larvae that hatched more distant from the fruit; exponential increase in eggs laid per fruit cluster as cluster size increased; sampling method effects on egg distribution analysis; aggregated distribution of neonate larval entries on individual fruits; and aggregation of neonate larval fruit entries in apple trees as shown by the nearest-neighbor analysis.

While tree training, tree height, and apple cultivars vary between apple-growing regions and over time, integration of the current research data with a literature review has enabled reconciliation of differing published reports of codling moth

distribution. For example, population density differences account for much of the conflicting evidence of egg and larval distributions within and between fruit clusters. And leaf pubescence can explain most of the differences between reported egg distributions on the AbLS and AdLS of apple cultivars.

Overall, this analysis has revealed the underlying characteristics of codling moth behavior and host plant structure/physiology that together determine egg and larval distribution in its host trees. The adult and larval response to fruit is of overriding importance and results in similar fruit-centric spatial distribution on a wide range of cultivars and in many locations (Fig. 8). Higher cropping trees of all cultivars attract greater numbers of codling moths that are likely to be most active in the upper canopy and in the sunnier (north or south, depending on hemisphere) and eastern aspects of the trees. Larger fruit clusters attract even greater oviposition and larval attack than can be explained by greater fruit number alone, particularly in the upper canopy and in high-density codling moth populations. Within fruit clusters, certain fruits are especially vulnerable for reasons that have yet to be delineated but are likely to include more advanced development and greater production of attractant volatiles. Thus, egg and larval aggregation are characteristics of codling moth distribution both within and between trees, within and between fruit clusters, and within fruit.

Yet despite the dominant importance of the fruit, codling moth has an oviposition strategy that limits the proportion of eggs laid on the fruit, with >50% being on leaves close by for almost all cultivars. Within the distribution on the leaves, trichome density has a primary influence in determining the proportion of eggs laid on the AdLS and AbLS of cultivars, both old and new. Less pubescent cultivars are invariably associated with more eggs on the AbLS, favored by some insect predators, while the reverse is true for hairier cultivars. The current research has provided first field evidence that eggs laid on leaves more distant from the fruit suffer greater mortality, be this from natural enemies or desiccation before fruit entry.

Codling moth management can exploit this knowledge of egg and larval distribution in a number of ways. Pruning and thinning practices can be used to obtain predominantly 1- or 2-fruit clusters that attract less egg laying than larger clusters and enable better spray coverage with ovicidal chemicals.³⁴ Even in the absence of such sprays, preliminary observations in the current research recorded the highest mortality of neonate larvae that hatched on 1-fruit clusters (46.4%) compared with zero mortality of those hatching on 4-fruit clusters, and intermediate mortality on cluster sizes in between. Hand thinning is used by many organic growers, and removal of codling moth-damaged fruit should pay particular attention to large fruit clusters, groups of fruit clusters, and the upper areas of the trees.

Less hairy apple cultivars that permit greater oviposition on the AbLS (eg, 'Golden Delicious', and 'Delicious') are likely to retain the preference of predatory insects to feed there, and this could result in greater predation of eggs and larvae. These cultivars have the further advantage of permitting better



ovicidal or larvicidal spray coverage than those with dense trichomes. Blomefield et al³⁴ suggested that, for all cultivars but especially those with more pubescent leaves, surfactants could be important in improving ovicidal efficacy when spraying. The importance of the effect of the surface of the fruit, AdLS, and AbLS on the ability of female codling moths to walk and oviposit^{13,14} suggests that compounds may be found that interfere with this process, as a control option. In the current research, ryania was found to affect egg and larval distribution, and other insecticides may have such effects.

This review has shown that spray machinery should be configured and calibrated to ensure that, in most apple-growing regions, applications against codling moth target the mid-upper strata of the trees. The results of Blomefield et al³⁴ showed that this could not be recommended universally. They found that in South Africa the height distribution of eggs changed from being primarily in lower strata early in the season to upper strata later and concluded that spraying practices should change accordingly. But this is exceptional in the literature, and greater codling moth activity in the upper areas of apple trees is still widespread and already affecting the application of pheromone for mating disruption and trapping of this pest.^{60,61} The trend to the increased planting of dwarf apple trees, especially in Europe, is reducing the significance of tree height in codling moth distribution. This includes the use of centrifugal training that results in higher codling moth damage in the inner areas of the trees than that occurring in more compact tree forms.⁶²

Cultivars have been shown by this review to have a wide variety of effects on codling moth and its distribution. There is recent renewed interest in the breeding and selection of apple cultivars with reduced susceptibility and/or antibiotic resistance to codling moth.^{84,87,88} Research has shown that cultivars or *Malus* spp. vary in the extent to which they stimulate the fecundity⁵ and oviposition rate of codling moth,⁸⁴ or restrict larval development.⁸⁸ However, plant breeders should also be aware, and could take advantage, of cultivar effects on codling moth distribution. These include the effects of leaf pubescence on egg distribution, larval mobility, and predation; the proximity to the fruit of egg laying is also known to vary between cultivars.³⁴ Those rare cultivars that stimulate a high proportion of eggs to be laid directly on the fruit (eg, 'King of Tompkins County' in the current research) should be avoided. The fruits of different cultivars vary in their production of volatile chemicals that affect codling moth oviposition and larval behavior,⁶⁷ and cultivar selection could make use of this knowledge. The alternative approach of finding chemicals that are antagonistic or disruptive to moth and larval detection of fruit volatiles, and/or cause oviposition to be further from the fruit, may yet yield practical control options.^{89,90}

Acknowledgments

The author thanks Mr. L. Skilling for technical assistance, Mr. M. van Geldermalsen and his staff at Appleby

Research Orchard, Nelson, for orchard management, and Dr. H. R. Thompson (Applied Mathematics Division, Department of Scientific and Industrial Research) for providing the χ^2 homogeneity test used for Tables 5 and 6. I thank three anonymous reviewers for their constructive criticism of an earlier version of this article.

Author Contributions

Conceived and designed the experiments: CHW. Analyzed the data: CHW. Wrote the first draft of the manuscript: CHW. Developed the structure and arguments for the paper: CHW. Made critical revisions and approved final version: CHW. Author reviewed and approved of the final manuscript.

REFERENCES

1. Jackson DM. Codling moth egg distribution on unmanaged apple trees. *Ann Entomol Soc Am.* 1979;72:361–368.
2. Dhooria MS. Ane's Encyclopedic Dictionary of General & Applied Entomology. Netherlands: Springer; 2008.
3. Hall JA. Six years' study of the life history and habits of the codling moth (*Carpocapsa pomonella* L.). *Ontario Entomological Society Annual Report. Vol. 59*, Entomological Society of Ontario, Toronto; 1929:96–105.
4. Geier PW. The life history of the codling moth, *Cydia pomonella* (L.) (Lepidoptera: Tortricidae) in the Australian Capital Territory. *Aust J Zool.* 1963;11:323–367.
5. Wearing CH, Ferguson AM. Variation in the fecundity of the codling moth, *Carpocapsa pomonella* L. *N Z J Sci.* 1971;14:233–237.
6. Sæthre M-G, Hofsvang T. Effect of temperature on oviposition behaviour, fecundity, and fertility in two northern European populations of the codling moth (Lepidoptera: Tortricidae). *Environ Entomol.* 2002;31:804–815.
7. Sutherland ORW, Hutchins RFN, Wearing CH. The role of the hydrocarbon α -farnesene in the behaviour of codling moth larvae and adults. In: Barton Browne L, ed. *Experimental Analysis of Insect Behaviour*. Berlin: Springer-Verlag; 1974: 249–263.
8. Yan F, Bengtsson M, Witzgall P. Behavioral response of female codling moths, *Cydia pomonella*, to apple volatiles. *J Chem Ecol.* 1999;25:1343–1351.
9. Witzgall P, Ansebo L, Yang Z, Angeli G, Sauphanor B, Bengtsson M. Plant volatiles affect oviposition by codling moths. *Chemoecology.* 2005;15:77–83.
10. Witzgall P, Stelinski L, Gut L, Thomson D. Codling moth management and chemical ecology. *Annu Rev Entomol.* 2008;53:503–522.
11. Knight AL, Light DM. Attractants from Bartlett pear for codling moth, *Cydia pomonella* (L.) larvae. *Naturwissenschaften.* 2001;88:339–342.
12. Lombarkia N, Derridj S. Incidence of apple fruit and leaf surface metabolites on *Cydia pomonella* oviposition. *Entomol Exp Appl.* 2002;104:79–87.
13. Al Bitar L, Gorb SN, Zebitz CPW, Voigt D. Egg adhesion of the codling moth *Cydia pomonella* L. (Lepidoptera, Tortricidae) to various substrates: I. Leaf surfaces of different apple cultivars. *Arth Plant Int.* 2012;6:471–488.
14. Al Bitar L, Gorb SN, Zebitz CPW, Voigt D. Egg adhesion of the codling moth *Cydia pomonella* L. (Lepidoptera, Tortricidae) to various substrates: II. Fruit surfaces of different apple cultivars. *Arth Plant Int.* 2014;8:57–77.
15. Thiéry D, Gabel B, Farkas P, Jarry M. Egg dispersion in codling moth: influence of egg extract and of its fatty acid constituents. *J Chem Ecol.* 1995;21:2015–2026.
16. Wearing CH, Connor PJ, Ambler KD. Olfactory stimulation of oviposition and flight activity of the codling moth *Laspeyresia pomonella*, using apples in an automated olfactometer. *N Z J Sci.* 1973;16:697–710.
17. Reed HC, Landolt PJ. Attraction of mated female codling moths (Lepidoptera: Tortricidae) to apples and apple odor in a flight tunnel. *Fla Entomol.* 2002;85: 324–329.
18. Vallat A, Dorn S. Changes in volatile emissions from apple trees and associated responses of adult female codling moths over the fruit-growing season. *J Agric Food Chem.* 2005;53:4083–4090.
19. Sutherland ORW. The attraction of newly hatched codling moth (*Laspeyresia pomonella*) larvae to apple. *Entomol Exp Appl.* 1972;15:481–487.
20. Sutherland ORW, Hutchins RFN. α -farnesene, a natural attractant for codling moth larvae. *Nature.* 1972;239:170.
21. Bradley SJ, Suckling DM. Factors influencing codling moth larval response to α -farnesene. *Entomol Exp Appl.* 1995;75:221–227.
22. Wearing CH, Hutchins RFN. Alpha-farnesene, a naturally occurring oviposition stimulant for the codling moth, *Laspeyresia pomonella*. *J Insect Physiol.* 1973; 19:1251–1256.

23. Yan F, Bengtsson M, Makranczy G, Löfqvist J. Roles of α -farnesene in the behaviors of codling moth females. *Zeitschrift für Naturforschung*. 2003;58:113–118.
24. Hern A, Dorn S. Sexual dimorphism in the olfactory orientation of adult *Cydia pomonella* in response to α -farnesene. *Entomol Exp Appl*. 1999;92:63–72.
25. Bengtsson M, Bäckman AC, Liblikas I, et al. Plant odor analysis of apple: antennal response of codling moth females to apple volatiles during phenological development. *J Agric Food Chem*. 2001;49:3736–3741.
26. Ansebo L, Coracini MDA, Bengtsson M, et al. Antennal and behavioural response of codling moth *Cydia pomonella* to plant volatiles. *J Appl Entomol*. 2004;128:488–493.
27. Hern A, Dorn S. A female-specific attractant for the codling moth, *Cydia pomonella*, from apple fruit volatiles. *Naturwissenschaften*. 2004;91:77–80.
28. Vallat A, Gu H, Dorn S. How rainfall, relative humidity and temperature influence volatile emissions from apple trees in situ. *Phytochemistry*. 2005;66:1540–1550.
29. El-Sayed AM, Cole L, Revell J, et al. Apple volatiles synergize the response of codling moth to pear ester. *J Chem Ecol*. 2013;39:643–652.
30. Coracini M, Bengtsson M, Liblikas I, Witzgall P. Attraction of codling moth males to apple volatiles. *Entomol Exp Appl*. 2004;110:1–10.
31. Hern A, Dorn S. Induced emissions of apple fruit volatiles by the codling moth: changing patterns with different time periods after infestation and different larval instars. *Phytochemistry*. 2001;57:409–416.
32. Hern A, Dorn S. Induction of volatile emissions from ripening apple fruits infested with *Cydia pomonella* and the attraction of adult females. *Entomol Exp Appl*. 2002;102:145–151.
33. Wildbolz T. Über die Orientierung des Apfelwicklers bei der Eiablage. *Mitteilungen der Schweizerischen entomologischen Gesellschaft*. 1958;31:25–34.
34. Blomefield TL, Pringle KL, Sadie A. Field observations on oviposition of codling moth, *Cydia pomonella* (Linnaeus) (Lepidoptera: Olethreutidae), in an unsprayed apple orchard in South Africa. *Afr Entomol*. 1997;5:319–336.
35. Chuginin YV. Comparative infestation of apple and pear trees by *Carpocapsa pomonella* L. *Zhi Wu Bao Hu*. 1931;8:67–86.
36. MacLellan CR. Mortality of codling moth eggs and young larvae in an integrated orchard. *Can Entomol*. 1962;94:655–666.
37. Wood TG. Field observations on flight and oviposition of codling moth (*Carpocapsa pomonella* (L.)) and mortality of eggs and first instar larvae in an integrated control orchard. *N Z J Agric Res*. 1965;8:1043–1059.
38. Gut LJ. Oviposition of the Codling Moth, *Laspeyresia pomonella* (L.) on Several Varieties of Apples and Pears. Corvallis, OR: Oregon State University; 1980.
39. Hagley EAC, Bronskill JF, Ford EJ. Effect of the physical nature of leaf and fruit surfaces on oviposition by codling moth, *Cydia pomonella* (Lepidoptera: Tortricidae). *Can Entomol*. 1980;112:503–510.
40. Du L, Chai S-Z, Guo J-M, Lu T-W, Zhang R-Z. Egg-laying features of *Cydia pomonella* adults. *Chin J Appl Entomol (in Chinese)*. 2012;49:70–79.
41. Wei Y-H, Luo J-C, Zhou Z-X, Liu Y-Y. The spatial distribution of *Cydia pomonella* eggs in apple orchards in Gansu Province. *Chin J Appl Entomol (in Chinese)*. 2012;49:49–53.
42. Plourde DF, Goonewardene HF, Kwolek WF. Pubescence as a factor in codling moth oviposition and fruit entry in five apple selections. *HortScience*. 1985;20:82–84.
43. Wei J, Xu J, Zhang R. Oviposition site selection of the codling moth (Lepidoptera: Tortricidae) and its consequences for egg and neonate performance. *J Econ Entomol*. 2015;108(4):1915–1922.
44. Hattingh CC. The distribution of codling moth eggs on pear trees. *J Entomol Soc S Afr*. 1943;6:124–130.
45. Summerland SA, Steiner LF. Codling moth oviposition and fate of eggs. *J Econ Entomol*. 1943;36:72–75.
46. Spuler A. *Codling Moth Traps*. Washington Agricultural Experimental Station Bulletin 112. Vol 214. Washington, DC: State College of Washington; 1927:1–12.
47. Woodside AM. Codling-moth infestation at different heights in apple trees. *Va Agr Exp St Bull*. 1944;360:1–10.
48. Richardson CH, Du Chanois FR. Codling moth infestation of the tops of apple trees. *J Econ Entomol*. 1950;43:466–470.
49. Richardson CH, Du Chanois FR. Codling moth infestation in the tops of sprayed and unsprayed apple trees—second report. *J Econ Entomol*. 1950;43:912–914.
50. Blago N, Dickler E. Neue Methode zur Untersuchung der Ei-Phänologie des Apfelwicklers, *Cydia pomonella* L. (Lep., Tortricidae). *J Appl Entomol*. 1990;109:98–104.
51. Stoekli S, Mody K, Dorn S. Influence of canopy aspect and height on codling moth (Lepidoptera: Tortricidae) larval infestation in apple, and relationship between infestation and fruit size. *J Econ Entomol*. 2008;101:81–89.
52. Pons S, Riedl H, Avilla J. Toxicity of the ecdysone agonist tebufenozide to codling moth (Lepidoptera: Tortricidae). *J Econ Entomol*. 1999;92:1344–1351.
53. Sun X, Barrett BA. Fecundity and fertility changes in adult codling moth (Lepidoptera: Tortricidae) exposed to surfaces treated with tebufenozide and methoxyfenozide. *J Econ Entomol*. 1999;92:1039–1044.
54. Borchert DM, Walgenbach JF, Kennedy GG, Long JW. Toxicity and residual activity of methoxyfenozide and tebufenozide to codling moth (Lepidoptera: Tortricidae) and oriental fruit moth (Lepidoptera: Tortricidae). *J Econ Entomol*. 2004;97:1342–1352.
55. Gökçe A, Kim SS, Wise JC, Whalon ME. Reduced egg viability in codling moth *Cydia pomonella* (L.) (Lepidoptera: Tortricidae) following adult exposure to novaluron. *Pest Manag Sci*. 2009;65:283–287.
56. Ioriatti C, Anfora G, Angeli G, Civolani S, Schmidt S, Pasqualini E. Toxicity of emamectin benzoate to *Cydia pomonella* (L.) and *Cydia molesta* (Busck) (Lepidoptera: Tortricidae): laboratory and field tests. *Pest Manag Sci*. 2009;65:306–312.
57. Magalhaes L, Walgenbach JF. Life stage toxicity and residual activity of insecticides to codling moth and oriental fruit moth (Lepidoptera: Tortricidae). *J Econ Entomol*. 2011;104:1950–1959.
58. Van Steenwyk RA, Cave F, Novotny LM, Welter SC, Coates WW. Baseline susceptibility of codling moth to two reduced-risk insecticides in walnuts. *Acta Hort*. 2013;1050:259–262.
59. Mertesdorf E. The ovicidal and larvicidal capabilities of recent reduced risk insecticides on codling moth *Cydia pomonella*; 2009:1–15. Available at: http://nature.berkeley.edu/classes/es196/projects/2009final/MertesdorfE_2009. Accessed April 10, 2015.
60. Weissling TJ, Knight AL. Vertical distribution of codling moth adults in pheromone-treated and untreated plots. *Entomol Exp Appl*. 1995;77:271–275.
61. Light DM, Knight AL, Henrick CA, et al. A pear-derived kairomone with pheromonal potency that attracts male and female codling moth, *Cydia pomonella* (L.). *Naturwissenschaften*. 2001;88:333–338.
62. Simon S, Sauphanor B, Lauri P-E. Control of fruit tree pests through manipulation of tree architecture. *Pest Technol*. 2007;1:33–37.
63. Wearing CH. Integrated control of apple pests in New Zealand. 10. Population dynamics of codling moth in Nelson. *N Z J Zool*. 1979;6:165–199.
64. Wearing CH. Integrated control of apple pests in New Zealand. 3. Natural mortality of fifth-instar larvae of codling moth tagged with cobalt-58 in relation to their distribution. *N Z J Zool*. 1975;2:151–168.
65. Collyer E, van Geldermalsen M. Integrated control of apple pests in New Zealand. 1. Outline of experiment and general results. *N Z J Zool*. 1975;2:101–134.
66. Everhart SE, Askew A, Seymour L, Holb IJ, Scherm H. Characterization of three-dimensional spatial aggregation and association patterns of brown rot symptoms within intensively mapped sour cherry trees. *Ann Bot*. 2011;108:1195–1202.
67. Sutherland ORW, Wearing CH, Hutchins RFN. Production of alpha-farnesene, an attractant and oviposition stimulant for codling moth, by developing fruit of ten varieties of apple. *J Chem Ecol*. 1977;3:625–631.
68. Franck P, Ricci B, Klein EK, et al. Genetic inferences about population dynamics of codling moth females at a local scale. *Genetica*. 2011;139:949–960.
69. Brahim I, Lombarkia N, Medjedba A. Étude des comportements de ponte carpo-capse (*Cydia pomonella* L.) (Lepidoptera: Tortricidae) sur deux variétés de pommier (*Malus domestica* Borkh.). *Agronomie Africaine*. 2013;25:195–205.
70. Borden AD. Some field observations on codling moth behavior. *J Econ Entomol*. 1931;24:1137–1145.
71. Kührt U, Samietz J, Dorn S. Thermal response in adult codling moth. *Physiol Entomol*. 2006;31:80–88.
72. Landolt PJ, Brumley JA, Smithhisler CL, Biddick LL, Hofstetter RW. Apple fruit infested with codling moth are more attractive to neonate codling moth larvae and possess increased amounts of (E,E)-alpha-farnesene. *J Chem Ecol*. 2000;26:1685–1699.
73. McIndoo NE. Tropic responses of codling moth larvae. *J Econ Entomol*. 1928;21:631.
74. McIndoo NE. Tropisms and sense organs in lepidoptera. *Smithson Misc Collect*. 1929;81(10):1–59.
75. Putman WL. The codling moth, *Carpocapsa pomonella* (L.) (Lepidoptera: Tortricidae): a review with special reference to Ontario. *Proc Entomol Soc Ont*. 1963;93:22–60.
76. Sutherland ORW, Hutchins RFN. Attraction of newly hatched codling moth larvae (*Laspeyresia pomonella*), to synthetic stereo-isomers of farnesene. *J Insect Physiol*. 1973;19:723–728.
77. Wearing CH, Charles JG. *Cydia pomonella* (L.), codling moth (Lepidoptera: Tortricidae). In: Cameron PJ, Hill RL, Bain J, Thomas WP, eds. *A Review of Biological Control of Invertebrate Pests and Weeds in New Zealand 1874 to 1987*. Wallingford: CAB International Institute of Biological Control; 1989:161–169.
78. Glen DM. Predation of codling moth eggs, *Cydia pomonella*, the predators responsible and their alternative prey. *J Appl Ecol*. 1977;14:445–456.
79. Subinprasert S, Svensson BW. Effects of predation on clutch size and egg dispersion in the codling moth *Laspeyresia pomonella*. *Ecol Entomol*. 1988;13:87–94.
80. Al Bitar L, Voigt D, Zebitz CPW, Gorb SN. Tarsal morphology and attachment ability of the codling moth *Cydia pomonella* L. (Lepidoptera, Tortricidae) to smooth surfaces. *J Insect Physiol*. 2009;55:1029–1038.
81. Al Bitar L, Voigt D, Zebitz CPW, Gorb SN. Attachment ability of the codling moth *Cydia pomonella* L. to rough surfaces. *J Insect Physiol*. 2010;56:1966–1972.



82. Jackson DM. Searching behavior and survival of 1st-instar codling moths. *Ann Entomol Soc Am.* 1982;75:284–289.
83. Bueno VHP, van Lenteren JC. Predatory bugs (Heteroptera). In: Panizzi AR, Parra JRP, eds. *Insect Bioecology and Nutrition for Integrated Pest Management*. Boca Raton, FL: CRC Press; 2012:539–570.
84. Joshi NK, Rajotte EG, Myers CT, Krawczyk G, Hull LA. Development of a susceptibility index of apple cultivars for codling moth, *Cydia pomonella* (L.) (Lepidoptera: Tortricidae) oviposition. *Front Plant Sci.* 2015;6(992):1–13.
85. Renwick JAA. Chemical ecology of oviposition in phytophagous insects. *Experientia.* 1989;45:223–228.
86. Juniper BE, Mabberley DJ. *The Story of the Apple*. Portland, OR: Timber Press Inc; 2006.
87. Stoeckli S, Mody K, Gessler C, Christen D, Dorn S. Quantitative trait locus mapping of resistance in apple to *Cydia pomonella* and *Lyonetia clerkella* and of two selected fruit traits. *Ann Appl Biol.* 2008;154:377–387.
88. Myers C, Joshi NK, Hull LA, Glenn DM. Observation and evaluation of exotic and domestic apple germplasm for resistance to attack from oriental fruit moth and codling moth. *Pa Fruit News.* 2007;87:51–56.
89. Landolt PJ, Hofstetter RW, Biddick LL. Plant essential oils as arrestants and repellents for neonate larvae of the codling moth (Lepidoptera: Tortricidae). *Environ Entomol.* 1999;28:954–960.
90. Hughes WHO, Gailey D, Knapp JJ. Host location by adult and larval codling moth and the potential for its disruption by the application of kairomones. *Entomol Exp Appl.* 2003;106:147–153.