



Environmental Determinants Affecting the Occurrence of Defoliator Caterpillars on Eucalyptus (Myrtaceae) plantations in the Brazilian Amazonian Region

Authors: Zanuncio, José C., Cruz, Adalton P., Ramalho, Francisco S., Serrão, José E., Wilcken, Carlos F., et al.

Source: Florida Entomologist, 101(3) : 480-485

Published By: Florida Entomological Society

URL: <https://doi.org/10.1653/024.101.0306>

BioOne Complete (complete.BioOne.org) is a full-text database of 200 subscribed and open-access titles in the biological, ecological, and environmental sciences published by nonprofit societies, associations, museums, institutions, and presses.

Your use of this PDF, the BioOne Complete website, and all posted and associated content indicates your acceptance of BioOne's Terms of Use, available at www.bioone.org/terms-of-use.

Usage of BioOne Complete content is strictly limited to personal, educational, and non - commercial use. Commercial inquiries or rights and permissions requests should be directed to the individual publisher as copyright holder.

BioOne sees sustainable scholarly publishing as an inherently collaborative enterprise connecting authors, nonprofit publishers, academic institutions, research libraries, and research funders in the common goal of maximizing access to critical research.

Environmental determinants affecting the occurrence of defoliator caterpillars on *Eucalyptus* (Myrtaceae) plantations in the Brazilian Amazonian region

José C. Zanuncio¹, Adalton P. Cruz¹, Francisco S. Ramalho², José E. Serrão³, Carlos F. Wilcken⁴, Wiane M. Silva⁵, Valdeir C. Santos Júnior¹, and Pedro J. Ferreira-Filho^{6,*}

Abstract

Lepidoptera defoliators can be very damaging to eucalyptus plantations in Brazil. The objective of this study was to evaluate how plant age, the number of rotations, the tree growth rate (m³ of wood per ha per yr), the distance of native vegetation strips from the eucalyptus plantations, and the width of these strips affect the population dynamics of Lepidoptera defoliators in eucalyptus crops. The survey of the lepidopteran species was conducted fortnightly from Sep 1992 to Aug 1994 using light traps in *Eucalyptus urophylla* S. T. Blake (Myrtaceae) plantations in 4 areas of the Brazilian Amazon region. In total, 1,049, 1,096, 1,020, and 853 Lepidoptera species with 4,413, 3,457, 3,226, and 2,222 individuals and 11, 11, 11, and 10 species of primary pests were recorded. The primary pest species were represented by 272, 772, 963, and 411 individuals, corresponding to 1.1, 1.0, 1.1, and 1.2% of the species and of 6.2, 22.3, 29.8, and 18.5% of the individuals collected in the 4 areas, respectively. *Eupseudosoma aberrans* Schaus (Arctiidae), *Eupseudosoma involuta* Sepp (Arctiidae), *Nystalea nyseus* Cramer (Notodontidae), *Oxydia vesulia* Cramer (Geometridae), *Stenalcidia grosica* Schaus (Geometridae), and *Thyriniteina arnobia* Stoll (Geometridae) were the most abundant and represent 83.2% of primary pests species. The number of individuals of the primary pest species were not correlated with plant age, the number of rotations, the distance of native vegetation strips from the eucalyptus plantations, and the width these strips, but the total number of individuals of defoliating Lepidoptera had an inverse correlation with the growth rate (m³ of wood per ha per yr) of eucalyptus plants.

Key Words: biological control; eucalypt; forest pest; light trap; monitoring; population dynamics

Resumo

Lepidópteros desfolhadores podem ser muito prejudiciais em cultivos de eucalipto no Brasil. O objetivo desse trabalho foi estudar o efeito da idade das plantas, número de rotações, crescimento das árvores (m³/hectare/ano), distância das faixas de vegetação nativa das plantações de eucalipto e largura dessas faixas sobre a flutuação populacional de lepidópteros desfolhadores em cultivos de eucalipto. O levantamento das espécies de lepidópteros desfolhadores foi realizado, quinzenalmente, com armadilhas luminosas de setembro de 1992 a agosto de 1994 em cultivos de *Eucalyptus urophylla* S. T. Blake (Myrtaceae) em 4 áreas da região Amazônica do Brasil. Um total de 1049, 1096, 1020 e 853 espécies de lepidópteros com 4413, 3457, 3226 e 2222 indivíduos, sendo 11, 11, 11 e 10 espécies de pragas primárias foi registrado. As espécies de pragas primárias foram representadas por 272, 772, 963 e 411 indivíduos, correspondendo a 1,1; 1,0; 1,1 e 1,2% das espécies e a 6,2; 22,3; 29,8 e 18,5% dos indivíduos coletados, nas 4 áreas, respectivamente. *Eupseudosoma aberrans* Schaus (Arctiidae), *Eupseudosoma involuta* Sepp (Arctiidae), *Nystalea nyseus* Cramer (Notodontidae), *Oxydia vesulia* Cramer (Geometridae), *Stenalcidia grosica* Schaus (Geometridae) e *Thyriniteina arnobia* Stoll (Geometridae) foram as mais abundantes, com 83,2% das espécies de pragas primárias. O número de indivíduos de espécies de pragas primárias não se correlacionaram com a idade das plantas, número de rotações, distância das faixas de vegetação nativa das plantações e a largura dessas faixas, mas o número total de indivíduos de lepidópteros desfolhadores teve correlação inversa com o crescimento (m³/hectare/ano) das plantas de eucalipto.

Palavras Chave: controle biológico, eucalipto, praga florestal, armadilha luminosa, monitoramento, dinâmica populacional

The study of factors affecting insect pest outbreaks is important in developing integrated management programs with reduced costs and adverse impacts. Environmental factors such as plant age and the diversity of the agro-ecosystem can affect populations of insect pests (Crocomo 1990).

Lepidoptera are among the most frequently used bio-indicators for monitoring ecosystems (Hilty & Merenlender 2000) and understanding

environmental changes (Sparrow et al. 1994). They also are among the most destructive insects in affecting plant establishment, and can they be sampled easily (Axmacher & Fiedler 2004; Brehm & Axmacher 2006; Hawes et al. 2009).

Light traps are commonly used for monitoring, collecting, and defining methods of controlling insects. These traps have been used to

¹Departamento de Entomologia/BIOAGRO, Universidade Federal de Viçosa, 36570-900, Viçosa, Minas Gerais, Brasil; E-mail: zanuncio@ufv.br (J. C. Z.), adaltonpc@ufv.br (A. P. C.)

²Embrapa Algodão, CNPA, UCB, 58428-095, Campina Grande, Paraíba, Brasil; E-mail: ramalhohw@ globo.com (F. S. R.)

³Departamento de Biologia Geral, Universidade Federal de Viçosa, 36570-900, Viçosa, Minas Gerais, Brasil; E-mail: jeserrão@ufv.br (J. E. S.)

⁴Departamento de Produção Vegetal, Universidade Estadual Paulista "Júlio de Mesquita Filho", 18603-970, Botucatu, São Paulo, Brasil;

E-mail: cwilcken@fca.unesp.br (C. F. W.)

⁵Departamento de Engenharia Florestal, Universidade Federal de Viçosa, 36570-900 Viçosa, Minas Gerais, Brasil; E-mail: wianems@yahoo.com.br (W. M. S.)

⁶Departamento de Ciências Ambientais, Universidade Federal de São Carlos, 18052-780, Sorocaba, São Paulo, Brasil; E-mail: pedrojf@ufscar.br (P. J. F.-F.)

*Corresponding author; E-mail: pedrojf@ufscar.br (P. J. F.-F.)

evaluate Lepidoptera populations in eucalyptus crops (Pereira et al. 2001; Zanuncio et al. 1993, 2001a,b, 2003, 2014a), native forests (Ignatov et al. 2011; Santos et al. 2015; Vieira et al. 2015), and grazing areas (Delfina & Teston et al. 2013). They also are effective in the assessment of biodiversity. For example, in Altamira, Pará, Brazil, in a primary forest area, 78 species of Arctiinae were collected with 12 of them being new records (Teston et al. 2012). In Tijucas do Sul, Paraná, Brazil, 124 species of Bombycoidea were collected in a mixed rain forest (montane), with 10 new species records for this state (Santos et al. 2015).

The objective of this study was to observe the effects of plant age, number of rotations, tree growth (m^3 of wood per ha per yr), distance of native vegetation strips from the eucalyptus plantations, and width of these strips on the population dynamics of Lepidoptera defoliators in *Eucalyptus urophylla* S. T. Blake (Myrtaceae) plantations in 4 areas of the Amazonian region of Brazil.

Materials and Methods

STUDY SITE

The population fluctuation of Lepidoptera defoliators was studied from Sep 1992 to Aug 1994 in *E. urophylla* plantations established in 4 areas of the Amazonian region of Brazil (Ponte Maria in Mar 1991, Pacanari in Mar 1992, and Caracurú and Felipe in Mar 1990; Table 1). The first 3 were in the municipality of Almeirim, Pará State, and the last in the municipality of Laranjal do Jari, Amapá State, in a region of tropical humidity climate, with an average distance of 50 km between them at latitudes from 1.00° to 2.00°S and longitudes of 52.00° to 53.00°W.

EVALUATION AND INSTALLATION OF LIGHT TRAPS AND IDENTIFICATION OF INSECTS

Defoliating Lepidoptera were collected in traps with 55 amp blacklights powered by 12 V batteries. Four traps were fixed in wooden supports (1 per area) at the midpoint between 4 eucalyptus trees at 2 m height (Lara et al. 1977). The traps were installed fortnightly at 6:00 PM and withdrawn early in the next morning when they were turned off. A plastic bag (45 × 75 cm) was fixed at the base of each trap; it contained

pieces of paper and a jar with ethyl acetate to kill the captured insects and reduce morphological damage (Ferreira & Martins 1982).

The insects collected were removed from the plastic bags, separated by size, packed in entomological envelopes (15 × 15 cm) lined with cotton, and identified with the date and place of collection. These insects were transported to the Universidade Federal de Viçosa (UFV) in Viçosa, Minas Gerais State, Brazil, where they were quantified, assembled, identified, and characterized as pests of eucalyptus based on the collection of the Regional Museum of Entomology (UFVB) (Zanuncio et al. 1993, 1994, 2003).

DATA ANALYSES

Pearson correlation and regression analyses were used to relate the numbers of individuals and Lepidoptera defoliator species with the plant age (yr), the number of rotations (2nd, 3rd, and 5th) (number of times the trees had been harvested since the plantation was initiated), the growth rate (m^3 of wood per ha per yr) of eucalyptus plants, the distance (km) of native vegetation strips from the eucalyptus plantations, and the width (m) of these strips. The significance of the linear correlation between variables (r) was determined at the 5% level of probability (SAS Institute Inc. 2002–2003).

Results

In total, 1,049, 1,096, 1,020, and 853 Lepidoptera species with 4,413, 3,457, 3,226, and 2,222 individuals were collected in the areas of Ponte Maria, Pacanari, Caracurú, and Felipe, respectively, including 11, 11, 11, and 10 primary pest species with 272, 772, 963, and 411 individuals. These values corresponded to 1.1, 1.0, 1.1, and 1.2% of the total number of species, and 6.2, 22.3, 29.8, and 18.5% of those individuals collected in the 4 areas (Table 2).

The percentage of primary pest species ranged from 1.0 to 1.2%, but the individuals of the group represented 6.2 to 29.8% of the total collected in the areas of Ponte Maria, Pacanari, Caracurú, and Felipe. *Eupseudosoma aberrans* Schaus (Arctiidae), *Eupseudosoma involuta* Sepp (Arctiidae), *Nystalea nyseus* Cramer (Notodontidae), *Oxydia vesulia* Cramer (Geometridae), *Stenalcidia grosica* Schaus (Geometridae),

Table 1. Locale and characteristics of Ponte Maria, Pacanari and Caracurú in Almeirim Municipality, Pará State, and of Felipe, in Laranjal do Jari Municipality, Amapá State, Brazil, cultivated with *Eucalyptus urophylla* (Myrtaceae).

Characteristic	Area			
	Ponte Maria	Pacanari	Caracurú	Felipe
Latitude	0.79556°S	0.60361°S	0.53778°S	0.90528°S
Longitude	52.78861°W	52.61611°W	52.85944°W	52.36556°W
Altitude (m)	88	126	110	164
Source of eucalyptus seeds (SPA) ^a	Flores	Flores	Flores	Timor
Spacing between plants (m)	3.0 × 2.0	3.0 × 2.0	3.0 × 2.0	2.5 × 2.0
Date of planting	Mar 1991	Mar 1992	Mar 1990	Mar 1990
Topography type	Wavy	Plane	Wavy	Plane
Average annual rainfall (mm)	2,276.0	2,066.5	1,988.0	2,276.0
Average annual temperature (°C)	27.3	27.5	28.0	27.5
Average annual relative humidity (%)	84.0	— ^c	86.6	84.0
Distance (m) of native vegetation strips from eucalyptus plantation ^b	2,600	5,300	4,300	800
Width (m) of native vegetation strips ^b	700	50,000	2,100	600
Soil type	LA6	LU1	LA6	LA1
Vegetation type	Sparse	Dense	Dense	Sparse

^aSPA: Seed production area.

^bRelative to position of light trap.

^cA dash (—) indicates data were not collected.

Table 2. Total numbers and percentages of individuals of the principal Lepidoptera defoliator species in 4 areas with *Eucalyptus urophylla* (Myrtaceae) plantations in Pará and Amapá states, Brazil.

Lepidoptera	Ponte Maria		Pacanari		Caracurú		Felipe		Total	%
	Total	%	Total	%	Total	%	Total	%		
Arctiidae										
<i>Eupseudosoma aberrans</i> Schaus	41	9.9	120	29.1	200	48.4	52	12.6	413	17.1
<i>Eupseudosoma involuta</i> Sepp	32	7.1	120	26.5	264	58.3	36	8.1	452	18.7
Saturniidae										
<i>Dirphia rosacordis</i> Walker	6	24.0	1	4.0	12	48.0	6	24.0	25	1.0
Notodontidae										
<i>Misogada bleura</i> Schaus	19	11.2	28	16.5	93	54.7	30	17.6	170	7.0
<i>Nystalea nyseus</i> Cramer	12	5.3	53	23.1	151	65.9	13	5.7	229	9.5
<i>Psorocampa denticulata</i> Schaus	2	18.2	1	9.1	8	72.7	0	0.0	11	0.5
Lymantriidae										
<i>Sarsina violascens</i> Herrich-Schäffer	20	16.7	11	9.2	26	21.6	63	52.5	120	5.0
Geometridae										
<i>Oxydia vesulia</i> Cramer	38	16.5	36	15.6	38	16.5	119	51.4	231	9.6
<i>Stenalcidia grosica</i> Schaus	54	15.8	96	27.8	127	36.6	69	19.8	346	14.3
<i>Thyriniteina arnobia</i> Stoll	40	11.9	267	79.2	26	7.7	4	1.2	337	14.0
<i>Glena</i> sp. Hulst	8	9.5	39	46.4	18	21.4	19	22.7	84	3.5
Total individuals	4,413	33.1	3,457	26.0	3,226	24.2	2,222	16.7	13,318	100
Individuals of primary pest species	272	6.2	772	22.3	963	29.8	411	18.5	2,418	100
Number of species	1,049	26.1	1,096	27.3	1,020	25.4	853	21.2	4,018	100
Primary pest species	11	1.1	11	1.0	11	1.1	10	1.2	2,418	100

and *Thyriniteina arnobia* Stoll (Geometridae) were the most abundant, comprising 83.2% of primary pest species (Table 2). *Eupseudosoma aberrans* and *E. involuta*, species with similar biological features, were most abundant in Caracurú, with 48.4 and 58.3% of the total number of primary pest individuals, as compared with 29.1 and 26.5%, 9.9 and 7.1%, and 12.6 and 8.1% of the individuals collected in Pacanari, Ponte Maria, and Felipe, respectively (Table 2). *Misogada bleura* Schaus (Notodontidae) and *N. nyseus* were most abundant in Caracurú with 54.7 and 65.9%, respectively, of the primary pest species individuals collected in the area. *Misogada bleura* comprised 11.2 and 17.6% of individuals

of Ponte Maria and Felipe, respectively (Table 2). *Oxydia vesulia* and *Sarsina violascens* Herrich-Schäffer (Lymantriidae) comprised the highest percentages of individuals in Felipe (51.4 and 52.5%, respectively), whereas *Dirphia rosacordis* Walker (Saturniidae) was most abundant in Ponte Maria (24.0%), *S. grosica* in Caracurú (36.6%), and *T. arnobia* in Pacanari (79.2%) (Table 2).

Correlation and regression analyses of *O. vesulia* and *S. violascens* individuals versus the number of eucalyptus rotations revealed positive ($r = 0.63$; $P < 0.001$) and negative ($r = -0.64$; $P < 0.001$) relationships, respectively (Table 3; Fig. 1). The total number of individual Lepidop-

Table 3. Pearson correlation values between the total numbers of individuals and of the principal species of Lepidoptera defoliators in 4 areas cultivated with *Eucalyptus urophylla* (Myrtaceae) in Pará and Amapá states, Brazil, with plant age (A), the number of rotations (B), the tree growth (m³ of wood per ha per yr) (C), the distance of native vegetation strips from the eucalyptus plantations (D), and the width these strips (E).

Lepidoptera	A	B	C	D	E
Total individuals	0.42	0.32	-0.72*	0.33	0.18
Individuals of primary pest species	0.00	0.41	0.20	0.69*	0.01
Arctiidae					
<i>Eupseudosoma aberrans</i> Schaus	-0.11	0.25	0.03	0.56	0.08
<i>Eupseudosoma involuta</i> Sepp	-0.19	0.20	-0.04	0.58	0.26
Saturniidae					
<i>Dirphia rosacordis</i> Walker	0.10	0.01	0.03	0.04	0.04
Notodontidae					
<i>Misogada bleura</i> Schaus	-0.40	-0.51	0.51	-0.63*	-0.05
<i>Nystalea nyseus</i> Cramer	-0.08	0.16	0.09	0.36	-0.37
<i>Psorocampa denticulata</i> Schaus	0.02	0.06	0.03	0.05	0.01
Lymantriidae					
<i>Sarsina violascens</i> Herrich-Schäffer	-0.57	-0.64*	0.44	-0.68*	-0.25
Geometridae					
<i>Oxydia vesulia</i> Cramer	0.60	0.63*	0.14	0.48	-0.07
<i>Stenalcidia grosica</i> Schaus	-0.36	-0.09	-0.03	0.23	-0.02
<i>Thyriniteina arnobia</i> Stoll	-0.17	0.09	-0.05	0.35	0.19
<i>Glena</i> sp. Hulst	0.29	0.37	0.29	0.29	-0.26

*Significance at 5% probability by the t-test.

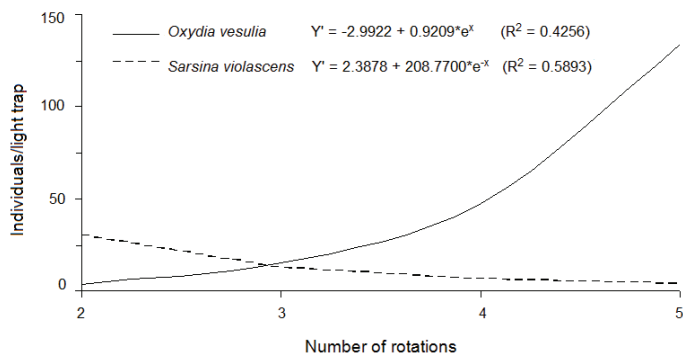


Fig. 1. Number of *Oxydia vesulia* (Lepidoptera: Geometridae) and *Sarsina violascens* (Lepidoptera: Lymantriidae) adults collected with light traps in *Eucalyptus urophylla* (Myrtaceae) plantations as a function of the number of rotations of this plant in the same area. (Almeirim Municipality, Pará State, and Laranjal do Jari Municipality, Amapá State, Brazil).

tera specimens collected was not correlated with plant age, number of rotations, distance of native vegetation strips from the eucalyptus plantations, and width these strips (Table 3). The most negative relationship was found between the average annual growth of eucalyptus trees with the total number of individuals of defoliating Lepidoptera ($r = -0.72$; $P < 0.001$) (Table 3; Fig. 2). Total numbers of individuals of primary pest species were not correlated with plant age, number of rotations, growth of eucalyptus trees, and width of native vegetation strips (Table 3), but they were positively correlated ($r = 0.69$; $P < 0.001$) with the distance of these strips from eucalyptus plantations. Correlation and regression analyses showed that the species *M. bleura* and *S. violascens* were negatively correlated ($r = -0.63$; $P < 0.001$ and $r = -0.68$; $P < 0.001$, respectively) with this parameter (Table 3; Fig. 3).

Discussion

The number of species of lepidopteran defoliators of eucalyptus in the Amazon region was similar to that reported for other areas of Brazil (Pereira et al. 2001; Zanuncio et al. 2003). This finding indicates that eucalyptus insect pests exist throughout the country, although their population densities depend on the presence of this crop. The 4 main species of lepidopteran pests of eucalyptus (*E. aberrans*, *E. involuta*, *S. grosica*, and *T. arnobia*) found in this region are generally those re-

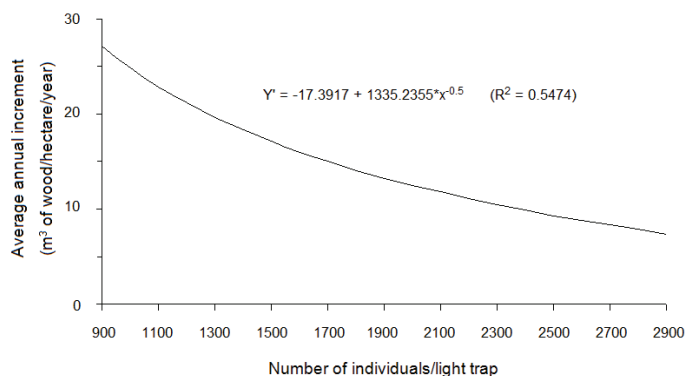


Fig. 2. Average annual growth of *Eucalyptus urophylla* (Myrtaceae) trees (m³ of wood per ha per yr) as a function of the total number of Lepidoptera individuals collected per light trap (Almeirim Municipality, Pará State, and Laranjal do Jari Municipality, Amapá State, Brazil).

ported as the most harmful to eucalyptus in other regions of Brazil (Zanuncio et al. 1994).

The low diversity of species and the large number of the individuals of primary pests may be related to increased supply of food in eucalyptus cultivation (Zanuncio et al. 1998), or reduced or insufficient natural biological control of their populations. Modified ecosystems are simpler than natural ones, with a stable food supply available and lower impact by natural enemies, factors that favor the development and multiplication of pest insects such as defoliating caterpillars (Price 1984; Bragança et al. 1998; Zanuncio et al. 1998). On the other hand, the implementation and maintenance of complex ecosystems with high numbers of species favor the biological control of these pests (Botham et al. 2015).

The lower percentages of primary pest individuals in Ponte Maria (6.2 %) and Felipe (18.5 %) than in Pacanari (22.3 %) and Caracurú (29.8 %) suggest that the benefits of native vegetation in these areas may enhance in the biological control of Lepidoptera defoliators of eucalyptus. Light traps 1 and 4, the nearest to these native areas, had the lowest percentages of individuals of the primary pests. Native vegetation areas can provide ecological corridors that facilitate the dispersal of natural enemies to eucalyptus plantations (Altieri 1999). This effect was demonstrated in the Cerrado and Amazonian regions, where fewer Lepidoptera pests were captured in eucalyptus plantations with adjacent strips of native vegetation (Bragança et al. 1998; Zanuncio et al. 2014b). The numbers of primary pest individuals were lower, and those of natural enemies higher, near native areas (remnants of Atlantic Forest) compared with the interior of eucalyptus plantations (Bragança et al. 1998; Zanuncio et al. 1998). These findings show the importance of native vegetation as an environmental manipulation mechanism to reduce populations of eucalyptus-defoliating species.

The positive correlation between the number of rotations on eucalyptus plantations and the number of *O. vesulia* individuals shows that populations of this species may increase with the time of cultivation of plants in the same area. In addition, the increase in the number of rotations of the culture may reduce the soil fertility, leaving the plants more susceptible to pests and diseases. This correlation indicates the importance of monitoring for pest insects and of silvicultural treatments such as the removal of lower branches to cultivate forests with high productivity and low pest susceptibility. On the other hand, the negative correlation between the number of *S. violascens* individuals with the number of rotations suggests differences in the behavior of eucalyptus-defoliating species that may become pests throughout the crop cycle.

The presence of dense undergrowth in eucalyptus stands at Pacanari and Caracurú, where traps 2 and 3 were placed, respectively, was not enough to foster adequate natural biological control of Lepidoptera pests, although this lack of natural control may also be due to the great distance from areas of native vegetation (Thomas et al. 2001; Teja & Roland 2004). The negative correlation ($r = -0.72$; $P < 0.001$) between the total number of individual Lepidoptera defoliators and the annual growth of eucalyptus plants indicates that low growth rate may favor the multiplication of these insects. However, the abundance of these defoliating insects could also be related to this reduction in growth. This correlation confirms reports that most of the outbreaks of Lepidoptera defoliators were observed in eucalyptus plantations with low productivity, such as those in sandy soils or with non-adapted clones and species (Zanuncio et al. 2003, 2014a). Furthermore, these reports reinforce the importance of selecting plants with good quality genotypes, especially those adapted to growth in various soil types and those resistant or tolerant to damage by pests and diseases (Silva et al. 2013).

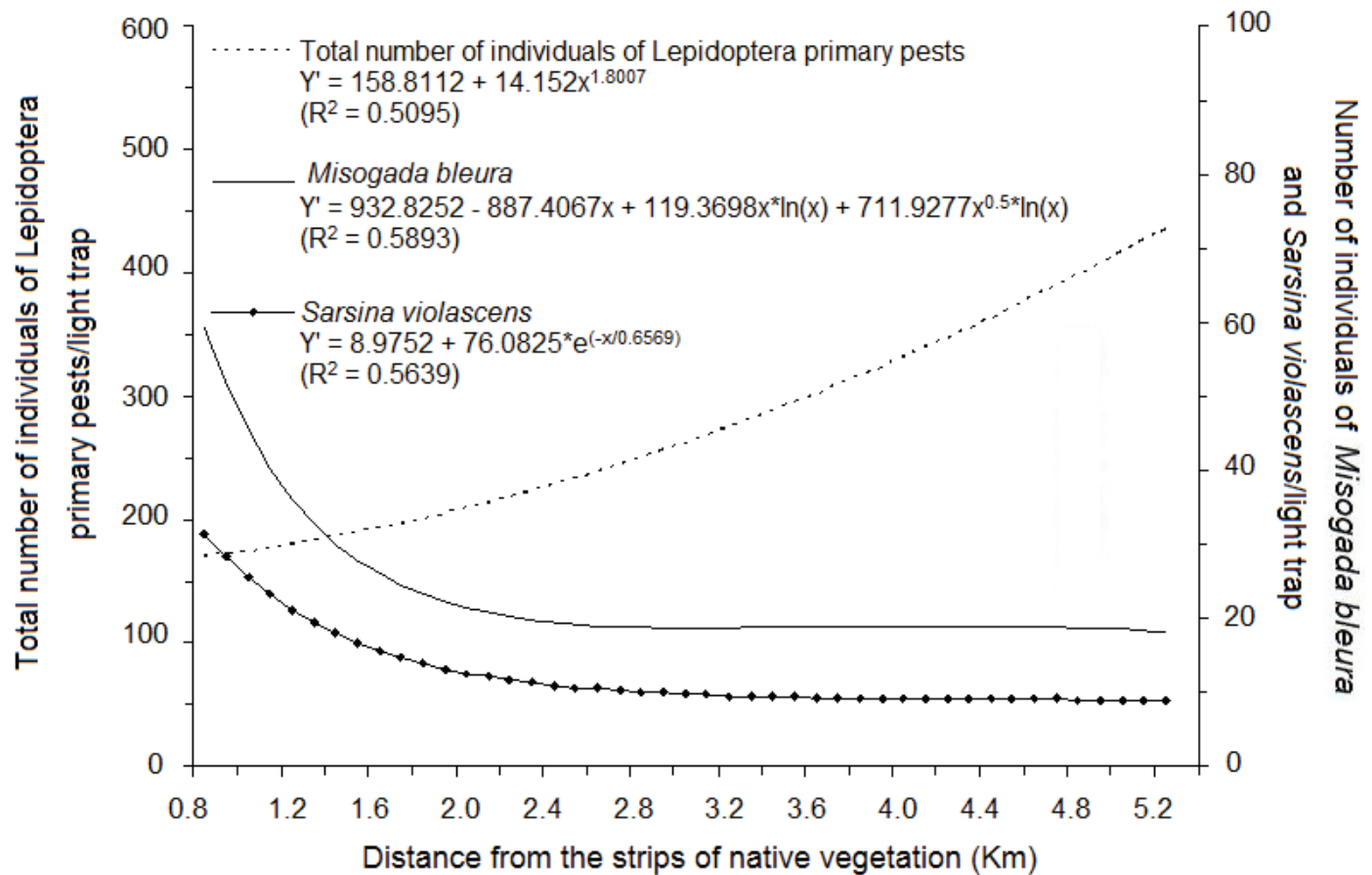


Fig. 3. Total number of individuals of the 2 Lepidoptera primary pests, *Misogada bleura* (Lepidoptera: Notodontidae) and *Sarsina violascens* (Lepidoptera: Lymantriidae), collected with light traps in *Eucalyptus urophylla* (Myrtaceae) plantations as a function of the distance from the area of native vegetation (Almeirim Municipality, Pará State, and Laranjal do Jari Municipality, Amapá State, Brazil).

The positive correlation ($r = 0.69$; $P < 0.001$) between the number of individuals of primary pests and the distance from the native vegetation to eucalyptus plantations may indicate that more diverse vegetation may result in more numerous natural enemies, which can suppress pest species in the eucalyptus plantations (Bragança et al. 1998; Zanuncio et al. 1998). Previous research has shown that Hymenoptera natural enemies were more abundant at the edge of eucalyptus plantations adjacent to native forests and inside native forests than inside eucalyptus plantations (Freitas et al. 2002). The abundance of Hymenoptera parasitoids was also higher at the edge of native vegetation adjacent to eucalyptus plantations compared with their abundance inside these plantations (Dall'oglio et al. 2003). Strips of native vegetation can increase the diversity and abundance of natural enemies and their effectiveness in biological control (Zanuncio et al. 1998; Freitas et al. 2002). The region of eucalyptus plantations sampled has more than 95% of its areas covered with native forests, but the distribution of these forests should be improved to facilitate the dispersion of natural enemies. The presence and dispersion of natural enemies might help to increase eucalyptus productivity, making it possible to reduce the number of hectares planted without reducing total wood production. In addition, planting on slopes is difficult, and therefore plantations in steep areas are being converted back to natural vegetation that can increase populations of natural enemies and reduce problems with insect pests. The negative correlation between the numbers of *M. bleura* and *S. violascens* individuals with the distance of native vegetation may indicate that these pests are dispersing to eucalyptus stands. However, their natural enemies can also migrate to these areas and contribute to keeping pest populations at low levels.

Numbers of adult Lepidoptera pests of eucalyptus showed positive and negative correlations with environmental and cultural factors such as average annual growth, rotation number, and distance to the native vegetation. This result shows the need for considering these factors in integrated pest management programs to increase the efficiency of biological control in cultivated forests.

Acknowledgments

We express our thanks to “Conselho Nacional de Desenvolvimento Científico e Tecnológico (CNPq)”, “Coordenação de Aperfeiçoamento de Pessoal de Nível Superior (CAPES)”, “Fundação de Amparo à Pesquisa do Estado de Minas Gerais (FAPEMIG)” and the “Programa Cooperativo sobre Proteção Florestal/PROTEF do Instituto de Pesquisas e Estudos Florestais/IPEF” for the financial support. Dr. Phillip John Villani (University of Melbourne, Australia) revised and corrected the English language used in this manuscript.

References Cited

- Altieri MA. 1999. The ecological role of biodiversity in agroecosystems. *Agriculture, Ecosystems and Environment* 74: 19–31.
- Axmacher JC, Fiedler K. 2004. Manual versus automatic moth sampling at equal light—a comparison of catches from Mt. Kilimanjaro. *Journal of the Lepidopterists' Society* 58: 194–202.
- Botham MS, Fernandez-Ploquin EC, Brereton T, Harrower CA, Roy DB, Heard MS. 2015. Lepidoptera communities across an agricultural gradient: How

- important are habitat area and habitat diversity in supporting high diversity? *Journal of Insect Conservation* 19: 403–420.
- Bragança MAL, Souza O, Zanuncio JC. 1998. Environmental heterogeneity as a strategy for pest management in *Eucalyptus* plantations. *Forest Ecology and Management* 102: 9–12.
- Brehm G, Axmacher JC. 2006. A Comparison of manual and automatic moth sampling methods (Lepidoptera: Arctiidae, Geometridae) in a rain forest in Costa Rica. *Environmental Entomology* 35: 757–764.
- Crocomo WB. 1990. Manejo integrado de pragas. Universidade Estadual Paulista, Botucatu, São Paulo, Brazil.
- Dall'oglio OT, Zanuncio JC, Freitas FA, Pinto R. 2003. Himenópteros parasitóides coletados em povoamento de *Eucalyptus grandis* e mata nativa em Ipaba, Estado de Minas Gerais. *Ciência Florestal* 13: 123–129.
- Delfina MC, Teston JÁ. 2013. Arctiinae (Lepidoptera, Arctiidae) ocorrentes em uma área de pastagem na Amazônia Oriental em Altamira, Pará, Brasil. *Acta Amazonica* 43: 81–90.
- Ferreira PSF, Martins DS. 1982. Contribuição ao método de captura de insetos por meio de armadilha luminosa, para obtenção de exemplares sem danos morfológicos. *Revista Ceres* 29: 538–543.
- Freitas FA, Zanuncio TV, Zanuncio JC, Bragança MAL, Pereira JMM. 2002. Similaridade e abundância de Hymenoptera inimigos naturais em plantio de eucalipto e em área de vegetação nativa. *Floresta e Ambiente* 9: 145–152.
- Hawes J, Motta CS, Overal WL, Barlow J, Gardner TA, Peres CA. 2009. Diversity and composition of Amazonian moths in primary, secondary and plantation forest. *Journal of Tropical Ecology* 25: 281–300.
- Hilty J, Merenlender A. 2000. Faunal indicator taxa selection for monitoring ecosystem health. *Biological Conservation* 92: 185–197.
- Ignatov II, Janovec JP, Centeno P, Tobler MW, Grados J, Lamas G, Kitching, JJ. 2011. Patterns of richness, composition, and distribution of sphingid moths along an elevational gradient in the Andes–Amazon region of southeastern Peru. *Annals of the Entomological Society of America* 104: 68–76.
- Lara FM, Silveira-Neto S, Busoli AC. 1977. Influência da altura de instalação de armadilhas luminosas na coleta de diversas pragas da ordem Lepidoptera. *Anais da Sociedade Entomológica do Brasil* 6: 194–202.
- Pereira JMM, Zanuncio TV, Zanuncio JC, Pratisoli D. 2001. Lepidoptera pests collected in *Eucalyptus urophylla* plantations during five years in Três Marias, State of Minas Gerais, Brazil. *Revista de Biologia Tropical* 49: 997–1006.
- Price PW. 1984. *Insect Ecology*. Wiley, New York, New York.
- Santos FL, Casagrande MM, Mielke OHH. 2015. Saturniidae and Sphingidae (Lepidoptera, Bombycoidea) assemblage in Vossoroça, Tijucas do Sul, Paraná, Brazil. *Anais da Academia Brasileira de Ciências* 87: 843–860.
- SAS Institute Inc. 2002–2003. SAS[®] software. Release 9.1. SAS Institute Inc., Cary, North Carolina.
- Silva PHM, Miranda AC, Moraes MLT, Furtado EL, Stape JL, Alvares CA, Sentelhas PC, Mori ES, Sebbenn AM. 2013. Selecting for rust *Puccinia psidii* resistance in *Eucalyptus grandis* in São Paulo State, Brazil. *Forest Ecology and Management* 303: 91–97.
- Sparrow HR, Sisk TD, Ehrlich PR, Murphy DD. 1994. Techniques and guidelines for monitoring Neotropical butterflies. *Conservation Biology* 8: 800–809.
- Teja T, Roland B. 2004. Plant–insect interactions in fragmented landscapes. *Annual Review of Entomology* 49: 405–430.
- Teston JA, Novaes JB, Almeida Júnior JOB. 2012. Abundância, composição e diversidade de Arctiinae (Lepidoptera, Arctiidae) em um fragmento de floresta na Amazônia Oriental em Altamira, PA, Brasil. *Acta Amazonica* 42: 105–114.
- Thomas JA, Bourn NAD, Clarke RT, Stewart KE, Simcox DJ, Pearman GS, Curtis R, Goodger B. 2001. The quality and isolation of habitat patches both determine where butterflies persist in fragmented landscapes. *Proceedings. Biological Sciences* 268: 1791–1796.
- Vieira KCR, Moraes SS, Chiquetto-Machado PI, Duarte M. 2015. Crepuscular and nocturnal hawkmoths (Lepidoptera: Sphingidae) from a fragment of Atlantic rainforest in the state of São Paulo, southeastern Brazil. *Florida Entomologist* 98: 342–348.
- Zanuncio JC, Alves JB, Santos GP, Campos WO. 1993. Levantamento e flutuação populacional de lepidópteros associados à eucaliptocultura: VI—Região de Belo Oriente, Minas Gerais. *Pesquisa Agropecuária Brasileira* 28: 1121–1127.
- Zanuncio JC, Nascimento EC, Garcia JF, Zanuncio TV. 1994. Major lepidopterous defoliators of eucalypt in southeast Brazil. *Forest Ecology and Management* 45: 53–63.
- Zanuncio JC, Mezzomo JA, Guedes RNC, Oliveira AC. 1998. Influence of strips of native vegetation on Lepidoptera associated with *Eucalyptus cloeziana* in Brazil. *Forest Ecology and Management* 108: 85–90.
- Zanuncio JC, Zanuncio TV, Lopes ET, Ramalho FS. 2001a. Temporal variations of Lepidoptera collected in an *Eucalyptus* plantation in the state of Goiás, Brazil. *Netherlands Journal of Zoology* 50: 435–443.
- Zanuncio JC, Guedes RNC, Zanuncio TV, Fabres AS. 2001b. Species richness and abundance of defoliating Lepidoptera associated with *Eucalyptus grandis* in Brazil and their response to plant age. *Austral Ecology* 26: 582–589.
- Zanuncio JC, Zanuncio TV, Freitas FA, Pratisoli D. 2003. Population density of Lepidoptera in a plantation of *Eucalyptus urophylla* in the state of Minas Gerais, Brazil. *Animal Biology* 53: 17–26.
- Zanuncio JC, Lemes PG, Santos GP, Soares MS, Wilcken CF, Serrão JE. 2014a. Population dynamics of Lepidoptera pests in *Eucalyptus urophylla* plantations in the Brazilian Amazonia. *Forests* 5: 72–87.
- Zanuncio JC, Lemes PG, Santos GP, Wilcken CF, Zaché B, Pinto R, Serrão JE. 2014b. Alpha and beta diversity of Lepidoptera in *Eucalyptus* plantations in the Amazonian region of Brazil. *Florida Entomologist* 97: 138–145.