

## **Laboratory Feeding Responses of *Euthyrhynchus floridanus* and *Podisus maculiventris* (Hemiptera: Pentatomidae) to the Kudzu Bug, *Megacopta cribraria* (Hemiptera: Plataspidae)**

Authors: Medal, Julio, Srivastava, Mrittunjai, Sharma, Shweta, Wolaver, Danielle, Cruz, Andrew Santa, et al.

Source: Florida Entomologist, 101(3) : 382-388

Published By: Florida Entomological Society

URL: <https://doi.org/10.1653/024.101.0315>

---

BioOne Complete ([complete.BioOne.org](https://complete.BioOne.org)) is a full-text database of 200 subscribed and open-access titles in the biological, ecological, and environmental sciences published by nonprofit societies, associations, museums, institutions, and presses.

Your use of this PDF, the BioOne Complete website, and all posted and associated content indicates your acceptance of BioOne's Terms of Use, available at [www.bioone.org/terms-of-use](https://www.bioone.org/terms-of-use).

Usage of BioOne Complete content is strictly limited to personal, educational, and non - commercial use. Commercial inquiries or rights and permissions requests should be directed to the individual publisher as copyright holder.

---

BioOne sees sustainable scholarly publishing as an inherently collaborative enterprise connecting authors, nonprofit publishers, academic institutions, research libraries, and research funders in the common goal of maximizing access to critical research.

# Laboratory feeding responses of *Euthyrhynchus floridanus* and *Podisus maculiventris* (Hemiptera: Pentatomidae) to the kudzu bug, *Megacopta cribraria* (Hemiptera: Plataspidae)

Julio Medal<sup>1,\*</sup>, Mrityunjai Srivastava<sup>1</sup>, Shweta Sharma<sup>1</sup>, Danielle Wolaver<sup>1</sup>, Andrew Santa Cruz<sup>1</sup>, Eric Rohrig<sup>1</sup>, and Amy Howe<sup>1</sup>

---

## Abstract

The feeding responses of the predatory stink bugs *Euthyrhynchus floridanus* (L.) and *Podisus maculiventris* Say (Hemiptera: Pentatomidae) to the kudzu bug, *Megacopta cribraria* (F.) (Hemiptera: Plataspidae), as prey were studied in the laboratory. *Euthyrhynchus floridanus* was 20 to 40% more efficient than *P. maculiventris* at feeding on *M. cribraria* adults with or without the soybean looper, *Chrysodeixis includens* (Walker) (Lepidoptera: Noctuidae), as alternative prey. All life stages of both predators preferred to feed on *M. cribraria* compared with *C. includens*. Each predator killed an increasingly greater number of prey as prey density increased but predation did not continue to increase when 4 to 5 *M. cribraria* were present at the same time. The maximum limit in number of prey killed was probably imposed by predator satiation in conjunction with prey defense mechanisms. Our study demonstrated that *E. floridanus* is a potential biocontrol agent for *M. cribraria*. However, more testing is necessary to determine the impact of this predator in the field.

Key Words: Florida predatory stinkbug; generalist predator; invasive species; Plataspidae

## Resumen

Las repuestas alimenticias de las chinches hediondas depredadoras, *Euthyrhynchus floridanus* (L.) y *Podisus maculiventris* Say (Hemiptera: Pentatomidae) a la chinche del kudzu *Megacopta cribraria* (Fabricius) (Hemiptera: Plataspidae) como presa fueron estudiadas en laboratorio. *Euthyrhynchus floridanus* fue un 20 para 40% más eficiente que *P. maculiventris* alimentándose de *M. cribraria* adultos con o sin falso medidor *Chrysodeixis includens* (Walker) (Lepidoptera: Noctuidae) como presa alternativa. Todos los estadios de ambos depredadores prefirieron alimentarse de *M. cribraria* comparado con *C. includens*. Cada uno de los depredadores consumió un mayor número de presas cuando hubo un aumento en el número de presas, pero no consumieron más cuando 4 para 5 *M. cribraria* estuvieron presentes al mismo tiempo. El límite máximo en el número de presas consumidas probablemente estuvo condicionado cuando el depredador estuvo saciado combinado con los mecanismos de defensa de la presa. Nuestro estudio demostró que *E. floridanus* tiene potencial como agente de control biológico de *M. cribraria*. Sin embargo, se hacen necesario más pruebas para determinar el impacto de este depredador en el campo.

Palabras Claves: chinche depredadora de Florida; depredador generalista; especie invasora; Plataspidae

---

The kudzu bug, *Megacopta cribraria* (F.) (Hemiptera: Plataspidae) (Fig. 1), recently proposed as *Megacopta punctatissima* (Montandon) by Dhammi et al. (2016), initially was reported in northeastern Georgia in Oct 2009 (Eger et al. 2010; Suiter et al. 2010b). Since then, it has rapidly dispersed through Florida, Georgia, Alabama, Mississippi, Louisiana, Arkansas, Tennessee, Kentucky, South Carolina, North Carolina, Virginia, the District of Columbia, Maryland, and Delaware (Suiter et al. 2010a, 2010b; Roberts 2011; Medal et al. 2013a; Gardner 2014). Moreover, a Kudzu Bug Working Group maintains a web-based information exchange system for monitoring kudzu bug spread that provides a regularly updated map of this pest's distribution (Gardner 2014).

Kudzu bugs are related to the stink bugs (Pentatomidae) and shield bugs (Scutelleridae) and like these 2 families produces a

strong defensive odor when disturbed. *Megacopta cribraria* originally is from Asia where its preferred plant host is kudzu, *Pueraria montana* Lour (Merr.) variety *lobata* (Willd.) (Fabales: Fabaceae) (Hosokawa et al. 2014). In the continental United States, *M. cribraria* is found feeding on invasive kudzu vines (Ruberson et al. 2012; Zhang et al. 2012). This insect also is a major pest of soybean, *Glycine max* Merrill (Fabaceae), and other leguminous plants as well as various fruit trees (Li et al. 2001; Wang et al. 2004; Eger et al. 2010; Medal et al. 2013b, 2016). Specifically, *M. cribraria* has been reported causing significant feeding damage to soybean in the southern US (Greene et al. 2012; Gardner et al. 2013; Seiter et al. 2013a, 2013b; Roberts et al. 2014; Musser et al. 2015) and caged fig trees, *Ficus carica* L. (Moraceae), in Auburn, Alabama, USA (Hu

---

<sup>1</sup>Florida Department of Agriculture and Consumer Services, Division of Plant Industry, Gainesville, Florida 32611, USA; Email: medal@ufl.edu (J. M.); E-mail: Mrityunjai.srivastava@freshfromflorida.com (M. S.); Shweta.sharma@freshfromflorida.com (S. S.); Danielle.wolaver@freshfromflorida.com (D. W.); Andrew.santacruz@freshfromflorida.com (A. S. C.); Eric.rohrig@freshfromflorida.com (E. R.); Amy.howe@freshfromflorida.com (A. H.)

\*Corresponding author; Email: Medal@ufl.edu

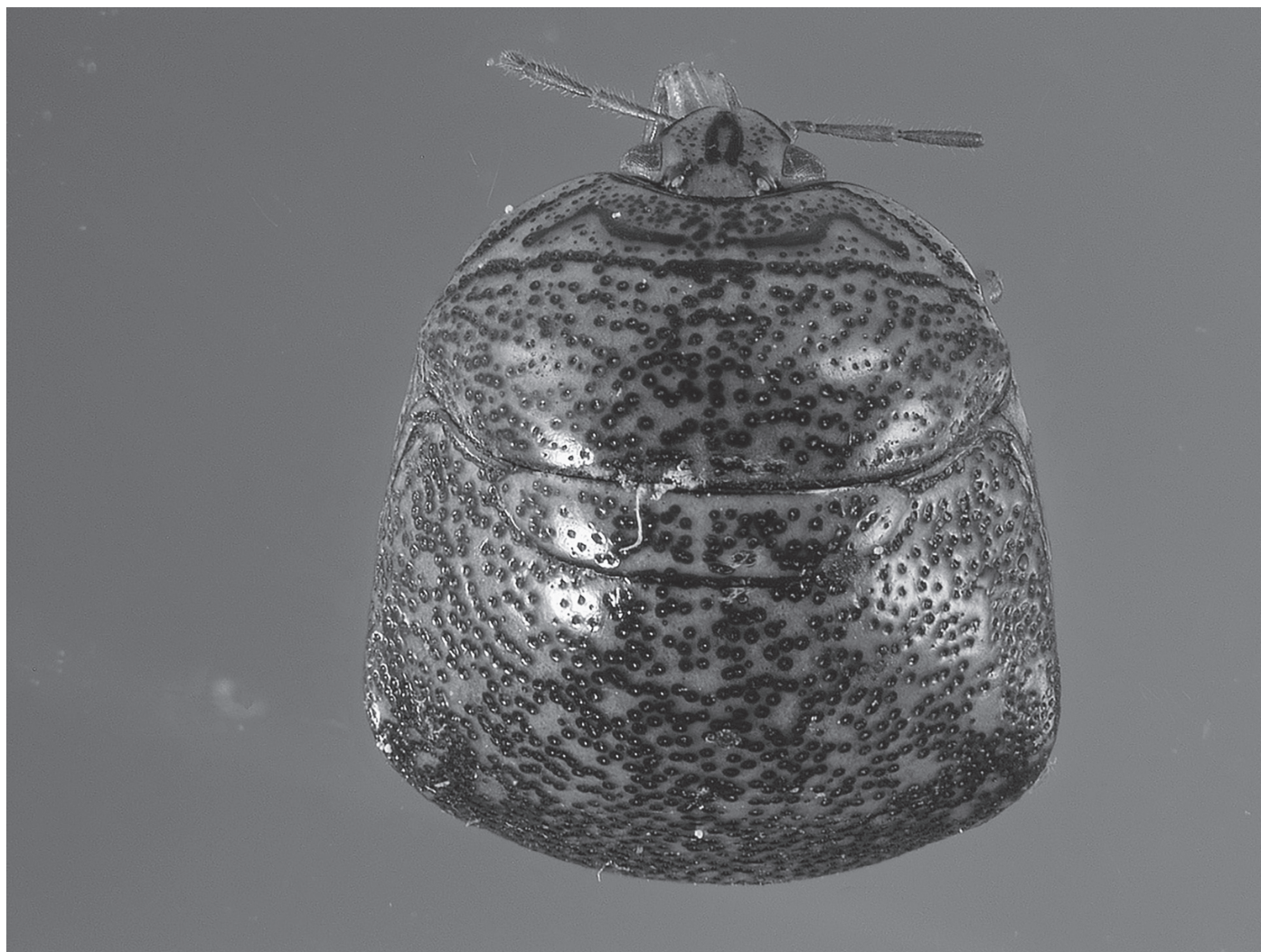


Fig. 1. *Megacopta cribraria* female.

& Carroll 2012). The plant host range of the kudzu bug is increasing and its distribution has expanded, due in part to dispersal by vehicles traveling to the western and northeastern United States (Medal et al. 2013a). *Megacopta cribraria* also is a nuisance, invading houses as it seeks overwintering sites (Anonymous 2010; Ruberson et al. 2012).

Generalist predatory stink bugs such as *Euthyrhynchus floridanus* (L.) and *Podisus maculiventris* Say (Hemiptera: Pentatomidae) (Figs. 2, 3), have been observed feeding on *M. cribraria* in green bean (*Phaseolus vulgaris* L. [Fabaceae]) crops in Georgia (Ruberson et al. 2012) as well as Florida kudzu fields (J. M., unpublished data). Medal et al. (2017) has studied the feeding behavior of immature male and female *E. floridanus* and *M. cribraria* with fall armyworm, *Spodoptera frugiperda* (J. F. Smith) (Lepidoptera: Noctuidae), and velvetbean caterpillar, *Anticarsia gemmatilis* (Hübner) (Lepidoptera: Noctuidae), as alternative preys. Preliminary results indicated that both predators have the potential for use in a biological control program for *M. cribraria* but their impact requires further evaluation. Therefore, we investigated the feeding responses of *E. floridanus* and *P. maculiventris* when exposed to *M. cribraria* with and without soybean looper, *Chrysodeixis includens* (Walker) (Lepidoptera: Noctuidae), as alternative prey. Also, we assessed the feeding effectiveness of both predators relative to *M. cribraria* density.

## Material and Methods

### INSECTS

*Euthyrhynchus floridanus* and *P. maculiventris* were obtained from laboratory colonies established from nymphs and adults collected in a kudzu patch in Gainesville, Alachua County, Florida, USA (29.6396°N, 82.3990°W), during the summer and fall of 2012. Prior to the start of experiments, third and fourth instar *M. cribraria* and adults were collected from the same kudzu patch and maintained in the laboratory in clear plastic containers (23 cm W × 32 cm L × 10 cm H) with moistened paper and field collected kudzu leaves and vines. Insectary conditions were set at  $25 \pm 3$  °C, 16:8 h (L:D) photoperiod and 50 to 60% relative humidity. The alternative prey, *C. includens* (soybean looper), was field collected from wild legume plants.

### EUTHYRHYNCHUS FLORIDANUS AND PODISUS MACULIVENTRIS PREDATION RESPONSES TO MEGACOPTA CRIBRARIA WITH AND WITHOUT ALTERNATIVE PREY

Laboratory feeding experiments were conducted exposing third to fourth instar nymphs, males and females of *E. floridanus* and *P. maculi-*





Fig. 2. *Podisus maculiventris* female.

*ventris*, to *M. cribraria* of the same instar and as adults. All insects were starved 24 h prior to predator-prey assays. *Podisus maculiventris* was chosen as a comparative predator because it is a common predatory pentatomid that can be found throughout the crop growing regions of the USA (De Clercq 2008).

Predators were placed individually in Petri dishes (14.6 cm × 2.5 cm) with a bean pod, *Phaseolus vulgaris* L. and moistened paper as food and moisture sources. Crumpled Kimwipes® (Kimberly-Clark, Roswell, Georgia, USA) were inserted in each dish to provide refugia for predators. One intermediate *M. cribraria* nymphal instar or an adult was provided to one third to fourth instar, or adult male, or adult female *E. floridanus* or *P. maculiventris*. In addition, a 7 to 10-d-old soybean looper was added as alternative prey to a subset of the predator-prey combinations. Larval *C. includens* was chosen as alternative prey because it is commonly found on kudzu plants when *M. cribraria* immatures and adults are present. Controls consisted of the same experimental set-up with only prey. Prey mortality in all experimental trials was recorded after 24 h. Any dead *M. cribraria* and soybean looper caterpillars were assumed to have been killed by a predator. *Megacopta cribraria* mortality data were not adjusted because of low (< 5%) mortality in controls. This study was conducted during 2013.

#### EUTHYRHYNCHUS FLORIDANUS AND PODISUS MACULIVENTRIS PREDATION RESPONSES AT DIFFERENT MEGACOPTA CRIBRARIA DENSITIES

Prior to the start of this experiment, nymphal and adult *E. floridanus* and *P. maculiventris* were maintained on mealworm larvae, *Tenebrio molitor* L. (Coleoptera: Tenebrionidae) and *Cactoblastis cactorum* (Berg) (Lepidoptera: Pyralidae) larvae. Insects were provided with green bean pods and caged as mentioned earlier in the alternative prey experiment. Predators were starved for 24 h prior to the start of feeding tests. One to 5 (male or female) *M. cribraria* were added to each Petri dish that contained either a single third to fourth instar nymph, male or female *E. floridanus* or *P. maculiventris*. After 24 h, the number of dead prey was recorded.

#### STATISTICAL ANALYSIS

The predator-prey study, with and without alternative prey, incorporated a completely randomized design with 20 replications for predator-prey interaction and a set of 10 replications for control. Percent prey mortality data for each predator life stage were analyzed using Fisher's Exact Test for Count Data (Fisher 1970). Mean prey mortality resulting from pre-



**Fig. 3.** *Euthyrhynchus floridanus* feeding on *Megacopta cribraria* female adult.



data on developmental stages were analyzed as a 2-way factorial and compared using Tukey's multiple comparison test of means (Montgomery 2013). Means were considered statistically different at  $P < 0.05$ . The *M. cribraria* density feeding study incorporated a split-plot design with 20 replications. The feeding experiments consisted of 5 replications conducted at a time because of space and handling time limitation. Treatments consisted of male and female predators of each species (main factor) and *M. cribraria* density (split-plot factor). In both studies, data were analyzed using the statistical package 'R' (Beckerman & Petchey 2015). Differences were considered statistically significant at  $P < 0.05$ .

## Results and Discussion

### *EUTHYRHYNCHUS FLORIDANUS* AND *PODISUS MACULIVENTRIS* PREDATION RESPONSES TO *MEGACOPTA CRIBRARIA* WITH AND WITHOUT ALTERNATIVE PREY

There was a significant difference in *M. cribraria* predation rate among the *E. floridanus* developmental stages ( $F = 4.144$ ;  $df = 8$ ;  $P < 0.001$ ) and the *P. maculiventris* developmental stages ( $F = 13.06$ ;  $df = 8$ ;  $P < 0.0001$ ). Females and third to fourth instars of both predator species consumed on average 20 to 40% more ( $P = 0.023$ ) *M. cribraria* adults or nymphs than predator males. All *E. floridanus* life stages consumed more *M. cribraria* compared with those of *P. maculiventris* ( $P < 0.05$ ). There was no significant difference in the percentage of *M. cribraria* females or nymphs consumed by *P. maculiventris* adults ( $F = 1.650$ ;  $df = 4$ ;  $P = 0.051$ ) but they were less effective feeding on *M. cribraria* males (Figs. 4, 5). Moreover, predation responses of *E. floridanus* and *P. maculiventris* males, females, and nymphs to *M. cribraria*, as the major prey, were not affected by the presence of soybean looper larvae as alternative prey and showed a general preference for feeding on *M. cribraria* (Figs. 4, 5).

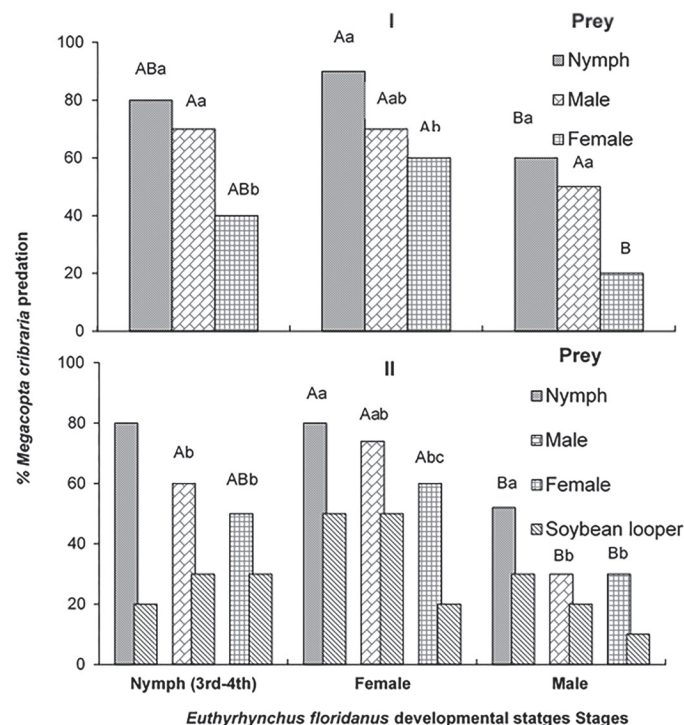


Fig. 4. Mean percent predation of *Megacopta cribraria* by *Euthyrhynchus floridanus* (I) without and (II) with alternative prey<sup>a</sup>.

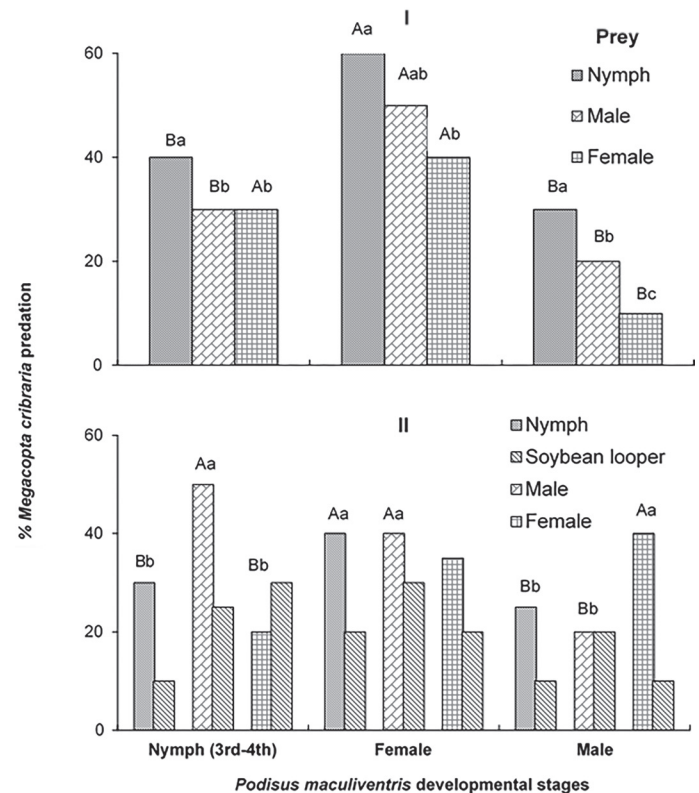


Fig. 5. Mean percent predation of *Megacopta cribraria* by *Podisus maculiventris* (I) without and (II) with alternative prey<sup>a</sup>.

### *EUTHYRHYNCHUS FLORIDANUS* AND *PODISUS MACULIVENTRIS* PREDATION RESPONSES AT DIFFERENT *MEGACOPTA CRIBRARIA* DENSITIES

Prey mortality by both predators generally increased as prey density increased from 1 to 5 (Fig. 6). Interestingly, predation ceased when predators were exposed to 4 or 5 prey at one time. This result indicated that they were satiated, setting the limits for the number of prey captured and fed on by an individual predator within a 24 h period. Predation rates of *E. floridanus* and *P. maculiventris* to increasing *M. cribraria* densities have not been previously reported in the literature. Such information provides insights to determine the number of predators required to control a given prey density and identifies some of the limiting factors that may influence a predator's feeding response. These factors may include prey density, prey developmental stage, sex and developmental stage of the predator, search rate, availability of alternate prey or food, prey defense mechanisms, and attack techniques used by the predator. Both predators moved actively in the limited searching arena and attacked by walking quickly or running toward prey with the beak extended straight forward, and quickly inserting their stylet to subdue their quarry. The predators have been observed to lift the prey in the air with their beak while feeding. Moreover, results obtained from our study indicated that the percent of *M. cribraria* mortality due to male and female predators was significantly influenced by sex ( $F = 4.144$ ;  $df = 8$ ;  $P < 0.001$ ) and prey density ( $R^2$  values, Fig. 6). Moreover, several authors also have observed that female predators of other insect species tend to consume more prey compared with males due to their greater size and higher nutrient requirements for egg production (Tauber & Tauber 1974; Crocker et al. 1975; Medal et al. 2017).

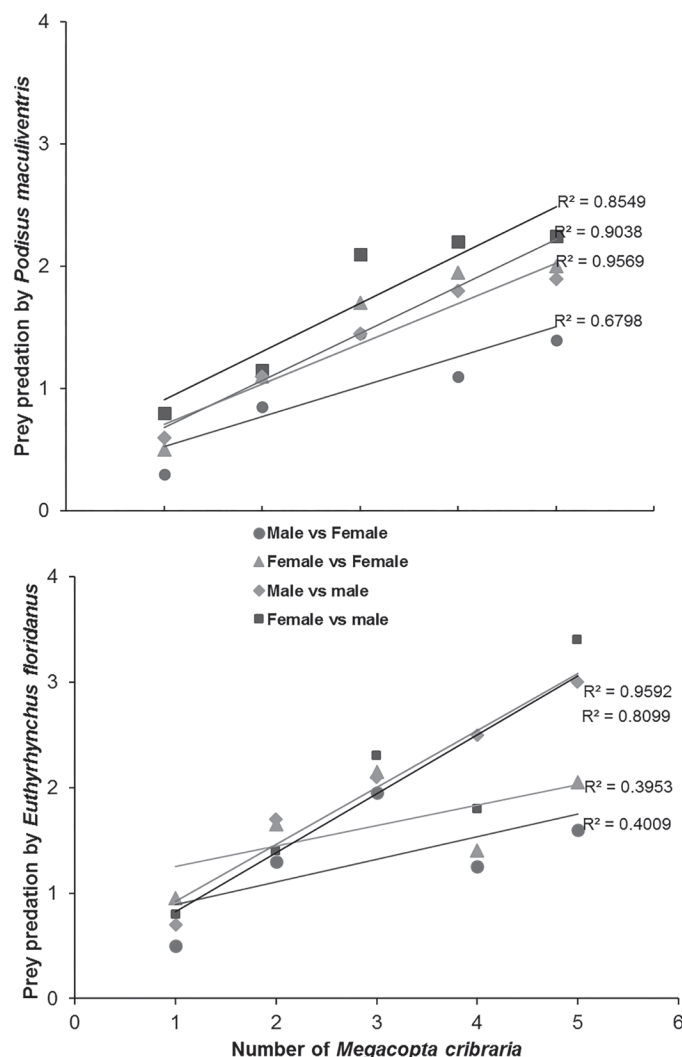


Fig. 6. Number of prey consumed by *Podisus maculiventris* (A) and *Euthyrhynchus floridanus* (B) when exposed to increasing density of *Megacopta cribraria* adults.

In conclusion, we found that *E. floridanus* was a more effective predator of *M. cribraria* compared with *P. maculiventris* in laboratory bioassays. Similarly, Medal et al. (2015) reported that *E. floridanus* also was more efficient than *P. maculiventris* at feeding on adult citrus root weevil, *Diaprepes abbreviatus* (L.) (Coleoptera: Curculionidae), in no-choice laboratory tests. *Euthyrhynchus floridanus* exhibited promising potential for use in augmentative biological control programs for suppressing populations of *M. cribraria*. However, additional testing is necessary to determine whether this predator will prefer to consume *M. cribraria* under field conditions.

## Acknowledgments

The authors thank J. Howard Frank (University of Florida) and Philip Lake (Florida Department of Agriculture and Consumer Services [FDACS]) for reviewing the manuscript. We also thank the staff of FDACS-Department of Plant Industry's Biological Control Rearing Facility for providing the Lepidoptera caterpillars used for prey in host feeding tests. This research was approved by the Florida Department of Agriculture and Consumer Services, Division of Plant Industry for publication.

## References Cited

- Anonymous. 2010. Invasive insect (Bean Plataspid) poses risk to soybean crops and infests homes in southeastern states. USDA, Animal and Plant Health Inspection Service.
- Beckerman AP, Petchey OL. 2015. Getting Started with R: An Introduction for Biologists. Oxford University Press, Oxford, United Kingdom.
- Crocker RL, Whitcomb WH, Ray RM. 1975. Effect of sex, developmental stage, and temperature on predation by *Geocoris punctipes*. *Environmental Entomology* 4: 531–534.
- Dhammi A, van Krestschmar JB, Ponnusamy L, Bachelier JS, Reisig DD, Herbert A, Del Pozo-Valdivia AI, Roe RM. 2016. Biology, pest status, microbiome and control of kudzu bug (Hemiptera: Heteroptera: Plataspidae): a new invasive pest in the US. *International Journal of Molecular Sciences* 17: 1570–1591.
- De Clercq P. 2008. Spined soldier bug, *Podisus maculiventris* Say (Hemiptera: Pentatomidae: Asopinae), pp. 3508–3510 *In* Capinera JL [ed.], *Encyclopedia of Entomology*, Vol 4. Springer, Heidelberg, Germany.
- Eger Jr JE, Ames LM, Suiter DR, Jenkins TM, Rider DA, Halbert SE. 2010. Occurrence of the old world bug *Megacopta cribraria* (Fabricius) (Heteroptera: Plataspidae) in Georgia: a serious home invader and potential legume pest. *Insecta Mundi* 0121: 1–11.
- Fisher RA. 1970. *Statistical Methods for Research Workers*. Oliver & Boyd. Edinburgh and London, United Kingdom.
- Gardner WA, Peeler HB, LaForest J, Roberts PM, Sparks Jr AN, Greene JK, Reisig D, Suiter DR, Bachelier JS, Kidd K, Ray CH, Hu XP, Kemerait RC, Scocco EA, Eger Jr JE, Ruberson JR, Sikora EJ, Herbert Jr DA, Campana C, Halbert S, Stewart SD, Buntin GD, Toews MD, Barger CT. 2013. Confirmed distribution and occurrence of *Megacopta cribraria* (F.) (Hemiptera: Heteroptera: Plataspidae) in the southeastern United States. *Journal of Entomological Science* 48: 118–127.
- Gardner WA. 2014. *Megacopta cribraria* distribution map ([www.kudzubug.org/distribution\\_map.cfm](http://www.kudzubug.org/distribution_map.cfm)) (last accessed 18 Aug 2017).
- Greene JK, Roberts PM, Gardner WA, Reay-Jones F, Seiter NJ. 2012. Kudzu bug identification and control in soybean. United Soybean Board Technology Transfer Publication. <http://digital.turn-page.com/i/87846> (last accessed 20 Aug 2017).
- Hosokawa T, Nikoh N, Fukatsu T. 2014. Fine-scale geographical origin of an insect pest invading North America. *PLOS ONE* 9: e89107.
- Hu XP, Carroll D. 2012. Alabama soybean: kudzu bug life cycle diversified in terms of hosts. <http://agfax.com/2012/05/18/Alabama-soybean-kudzu-bugs-making-their-move/> (last accessed 20 Aug 2017).
- Li Y, Pan HZ, Zhang S, Li WS. 2001. Observation of biology and behavior of *Megacopta cribraria* (Fabricius). *Plant Protection Technology* 21: 11–12.
- Medal J, Halbert SE, Santa Cruz A. 2013a. The bean plataspid *Megacopta cribraria* (Hemiptera: Plataspidae) a new invader in Florida. *Florida Entomologist* 96: 258–260.
- Medal J, Halbert SE, Smith T, Santa Cruz A. 2013b. Suitability of selected plants to the bean plataspid *Megacopta cribraria* (Hemiptera: Plataspidae) in no-choice tests. *Florida Entomologist* 96: 631–633.
- Medal J, Santa Cruz A, Williams K, Fraser S, Wolaver D, Smith T, Davis BJ. 2015. First record of *Parateleonomus saccharalis* (Hymenoptera: Platygasteridae) on kudzu bug, *Megacopta cribraria* (Heteroptera: Plataspidae) in Florida. *Journal of Entomological Science* 98: 1250–1251.
- Medal J, Halbert S, Santa Cruz A, Smith T, Davis BJ. 2016. Greenhouse study to determine the host-range of the kudzu bug, *Megacopta cribraria* (Heteroptera: Plataspidae). *Florida Entomologist* 99: 303–305.
- Medal J, Santa Cruz A, Smith T. 2017. Feeding responses of *Euthyrhynchus floridanus* (Heteroptera: Pentatomidae) to *Megacopta cribraria* (Heteroptera: Plataspidae) with *Spodoptera frugiperda* and *Anticarsia gemmatilis* (Lepidoptera: Noctuidae) as alternative preys. *Journal of Entomological Science* 52: 87–91.
- Montgomery DC. 2013. *Design and Analysis of Experiments*. John Wiley & Sons, Inc., Hoboken, New Jersey, USA.
- Musser FR, Catchot Jr AL, Davis JA, Herbert Jr DA, Lorenz GM, Reed T, Reisig DD, Stewart SD. 2015. Soybean insect losses in the southern US. *Midsouth Entomologist* 8: 35–48.
- Roberts P. 2011. Agent update: kudzu bug, *Megacopta cribraria*. University of Georgia, Extension Circular, 1 Aug.
- Roberts P, Toews M, Buntin D. 2014. Insect Management, pp. 68–80 *In* Whitaker J [ed.], *Georgia Soybean Production Guide*. University of Georgia, College of Agricultural and Environmental Sciences.
- Ruberson JR, Takasu K, Buntin GD, Eger Jr JE, Gardner WA, Greene JK, Jenkins TM, Jones WA, Olson DM, Roberts PM, Suiter DR, Toews MD. 2012. From Asian curiosity to eruptive American pest: *Megacopta cribraria* (Hemiptera:

- Plataspidae) and prospects for its biological control. *Applied Entomology and Zoology* 48: 3–13.
- Seiter NJ, Greene JK, Reay-Jones FP. 2013a. Reduction of soybean yield components by *Megacopta cribraria* (Hemiptera: Plataspidae). *Journal of Economic Entomology* 106: 1676–1683.
- Seiter NJ, Reay-Jones FP, Greene JK. 2013b. Within-field spatial distribution of *Megacopta cribraria* (Hemiptera: Plataspidae) in soybean (Fabales: Fabaceae). *Environmental Entomology* 42: 1363–1374.
- Suiter DR, Ames LM, Eger Jr JE, Gardner WA. 2010a. *Megacopta cribraria* as a nuisance pest. University of Georgia, Cooperative Extension Circular No. 991.
- Suiter DR, Eger Jr JE, Gardner WA, Kemmerait RC, All JN, Roberts PM, Greene JK, Ames LM, Buntin GD, Jenkins TM, Douce GK. 2010b. Discovery and distribution of *Megacopta cribraria* (Hemiptera: Heteroptera: Plataspidae) in northeast Georgia. *Journal of Integrated Pest Management* 1: 1–4.
- Tauber MJ, Tauber CA. 1974. Dietary influences on reproduction in both sexes of five predaceous species (Neuroptera). *Canadian Entomologist* 106: 921–925.
- Wang HS, Zhang CS, Yu DP. 2004. Preliminary studies on occurrence and control technology of *Megacopta cribraria* (Fabricius). *China Plant Protection* 22: 7–9.
- Zhang Y, Hanula JL, Horn S. 2012. The biology and preliminary host range of *Megacopta cribraria* (Heteroptera: Plataspidae) and its impact on kudzu growth. *Environmental Entomology* 41: 40–50.