

High Connectivity Among Breeding Populations of the Elegant Tern (*Thalasseus elegans*) in Mexico and Southern California Revealed Through Population Genomic Analysis

Authors: Perez, Gabriella S., Goodenough, Katharine S., Horn, Michael H., Patton, Robert T., Ruiz, Enrico A., et al.

Source: Waterbirds, 43(1) : 17-27

Published By: The Waterbird Society

URL: <https://doi.org/10.1675/063.043.0102>

BioOne Complete (complete.BioOne.org) is a full-text database of 200 subscribed and open-access titles in the biological, ecological, and environmental sciences published by nonprofit societies, associations, museums, institutions, and presses.

Your use of this PDF, the BioOne Complete website, and all posted and associated content indicates your acceptance of BioOne's Terms of Use, available at www.bioone.org/terms-of-use.

Usage of BioOne Complete content is strictly limited to personal, educational, and non - commercial use. Commercial inquiries or rights and permissions requests should be directed to the individual publisher as copyright holder.

BioOne sees sustainable scholarly publishing as an inherently collaborative enterprise connecting authors, nonprofit publishers, academic institutions, research libraries, and research funders in the common goal of maximizing access to critical research.

High Connectivity Among Breeding Populations of the Elegant Tern (*Thalasseus elegans*) in Mexico and Southern California Revealed Through Population Genomic Analysis

GABRIELLA S. PEREZ¹, KATHARINE S. GOODENOUGH², MICHAEL H. HORN³, ROBERT T. PATTON⁴, ENRICO A. RUIZ⁵, ENRIQUETA VELARDE⁶ AND ANDRES AGUILAR^{1,*}

¹Department of Biological Sciences, California State University Los Angeles, Los Angeles, California, USA

²Oklahoma Biological Survey, University of Oklahoma, Norman, Oklahoma, USA

³Department of Biological Science, California State University Fullerton, Fullerton, California, USA

⁴Avian Research Associates, 830 Orange Avenue, Coronado, California, USA

⁵Department of Zoology, National School of Biological Sciences, Instituto Politécnico Nacional, Mexico City, 11340, México

⁶Institute of Marine Sciences and Fisheries, Universidad Veracruzana, Boca del Rio, Veracruz, 94290, México

*Corresponding author; E-mail: aaguil67@calstatela.edu

Abstract.—Population genetic structure can aid in developing conservation and management strategies by characterizing populations on local and regional scales. The Elegant Tern (*Thalasseus elegans*) has a restricted breeding range, with a majority of its nesting population historically found on Isla Rasa, Gulf of California, Mexico. Since the late 1950s, increased frequency of low marine productivity due to warm oceanographic anomalies, such as El Niño events, have caused northward expansion of Elegant Tern breeding colonies into southern California, USA. To test the hypothesis that high gene flow occurs between Gulf of California and southern California Elegant Tern breeding colonies, restriction-site associated DNA sequencing was used to analyze 5,510 single nucleotide polymorphisms from 69 Elegant Terns sampled across four known breeding sites: Isla Rasa, Mexico ($n = 30$), San Diego National Wildlife Refuge, USA ($n = 17$), Bolsa Chica Ecological Reserve, USA ($n = 11$), and Port of Los Angeles, USA ($n = 11$). Analyses revealed little population subdivision, with non-significant genetic differentiation (F_{ST}) among sites and no geographic association of individuals, but there was subtle clustering of individuals by breeding site. These results suggest a strong degree of gene flow among the Gulf of California and southern California nesting colonies and indicate that Elegant Terns have a fluid breeding distribution and move readily among nesting sites. Received 27 February 2019, accepted 9 December 2019.

Key words.—climate change, El Niño, gene flow, Gulf of California, Mexico, panmixia, single nucleotide polymorphisms, southern California, terns, population genetics

Waterbirds 43(1): 17-27, 2020

Changes in species distributional patterns can provide valuable information on local, regional, and global responses to climate change and anthropogenic impacts (Pacifi *et al.* 2015; Beaugrand and Kirby 2018). Natural colonization of new habitats that lead to range expansions are useful instances to examine potential factors and consequence of species' range changes (Lenoir and Svenning 2015). Range expansions can lead to novel evolutionary and ecological adaptations to newly encountered environments (Rehm *et al.* 2015), and understanding of the underlying patterns and processes in these instances will be useful in projecting future conservation scenarios. From a conservation perspective, understanding the source/sink

dynamics of newly colonized versus 'core' habitats can be informative in predicting the future persistence of all populations for a species, especially given current and predicted impacts of global climate change.

As top predators, seabirds are important links in food webs and are considered good environmental indicators of the health of marine ecosystems and abundance of prey species (Einoder 2009; Horn and Whitcombe 2015; Paleczny *et al.* 2015; Velarde *et al.* 2015). Fitness of seabirds is directly tied to populations of fish prey species (Velarde *et al.* 2015; Gomez-Laich *et al.* 2015; Cecere *et al.* 2015). Throughout the annual cycle, seabirds exploit a heterogeneous landscape (Cecere *et al.* 2015) and must take advantage

of pulses in food availability to successfully breed, molt, and migrate. Generally, seabirds are colonial, long-lived, and exhibit pair-bonding. Most migrate after the nesting season and demonstrate high fidelity to nesting sites (Levin and Parker 2012; Clucas *et al.* 2016), but see Coulson (2016) who suggests a range of fidelity exists within seabird populations to counter seasonal variability in resources.

Of all bird groups, seabirds are the most imperiled, with 30% of Charadriiformes threatened with extinction (Paleczny *et al.* 2015; Mancini *et al.* 2016). In addition to habitat loss and degradation, seabird populations are threatened by invasive species (e.g., rats), eggging, diverse types of fisheries (i.e. as bycatch), and plastics pollution. These environmental challenges cause changes in breeding phenology (Wanless *et al.* 2009), and loss of suitable breeding and foraging habitats. In response to environmental challenges, some seabirds can change their patterns of migration and dispersal by expanding their foraging range (McLeay *et al.* 2010; Cecere *et al.* 2015), shifting breeding phenology, colonizing new breeding locations, or a combination thereof (Monaghan 1996; Velarde *et al.* 2015; Dayton *et al.* 2017).

The Elegant Tern (*Thalasseus elegans*) is included in the Mexico category of Special Protection for species that have a very restricted breeding distribution and are under risk of decline due to decades of intensive egg harvesting on Isla Rasa, Mexico (SEMAR-NAT 2010). In the United States, the tern is a species protected under the Migratory Bird Treaty Act of 1918, and it is considered Near Threatened by the IUCN (IUCN 2020). Elegant Terns have historically nested mainly in the Gulf of California islands, with their most important nesting site in recent years being Isla Rasa (Velarde *et al.* 2015), as attested by the popular L.W. Walker's (1951) account. Following the breeding season, a portion of the population moves northward, some as far north as British Columbia, Canada. Generally, the majority of the population can be found from San Francisco Bay, USA south to Baja California, the Gulf of California, and within Mexico from Sonora south

to Nayarit, spending several weeks along the trajectory of their post-breeding migration (during Northern Hemisphere Summer). In November, a portion of the population then moves southward, with individuals spreading out to winter along the coast of southern Mexico south to northern Chile. The spring, northward migration begins in late February-early March (during Northern Hemisphere late Winter and early Spring), when terns begin to return to breeding grounds in Mexico and southern California (Bent 1986; Harrison 1983; IUCN 2020). Therefore, the species range spans from approximately latitude 40°N to 22°S, or about 9,000 km along the eastern Pacific coast. In this sense, all the previously reported and present nesting sites fall within the annual distribution range of the species; therefore, new colonies are not a range extension per se, but a breeding range extension.

Over the last two decades (1991-2014), the majority (~78%) of nesting Elegant Terns have been found on Isla Rasa, Mexico (Velarde *et al.* 2015), a known breeding sanctuary and migratory stopover for many seabirds. During this interval, numbers have fluctuated dramatically on Isla Rasa (0-150,000 pairs). Since the late 1950s, the Elegant Tern has expanded its breeding range northward into southern California: first in 1959 at the San Diego National Wildlife Refuge (SDB) (Gallup and Bailey 1960), in 1987 at the Bolsa Chica Ecological Reserve (BCER) (Collins *et al.* 1991; Collins 2006), and then in 1998 at the Port of Los Angeles (POLA) (Burness *et al.* 1999). These four colonies constitute the most important nesting colonies (based on nest numbers) of the species.

The establishment of new breeding colonies in Southern California may be associated with El Niño-Southern Oscillation (ENSO) events that cause food shortages of pelagic fish e.g., Pacific sardine (*Sardinops sagax*) and northern anchovy (*Engraulis mordax*) (Mellink 2003; Velarde *et al.* 2015). This shortage, coupled with overfishing of its main food source (small pelagic fish, especially Pacific sardine), was documented by Velarde *et al.* (2015) to influence reproduc-

tive success of the tern. McLeay *et al.* (2010) suggested that the restricted range of crested terns (such as Elegant Tern) during the breeding season may make them more sensitive to competition with fisheries that operate within the terns' foraging ranges, influencing terns to disperse away from the area of restriction. An additional possibility is that when a colony reaches a certain size (number of nesting pairs), increased competition for food among nesting individuals may produce the Ashmole Halo effect (Ashmole 1971) and influence a tendency among nesting individuals to search for alternative nesting sites that may cause spillover to alternative nesting areas. Coupled with the assumed presence of site fidelity, this dispersion of nesting individuals suggests segregation can exist between populations (Kirven 1969).

There is also evidence that wintering distributions and migration routes may play an important role in the structuring of breeding populations for many seabird species (Szczyz *et al.* 2012; Friesen 2015; Dayton *et al.* 2017; Szczyz *et al.* 2017). Friesen *et al.* (2007) proposed that isolation during the non-breeding season is crucial to the development of genetic differentiation in seabirds, therefore one would expect little population structure among breeding colonies of Elegant Terns, despite the fact that geographically discrete breeding colonies do exist and that a northward expansion of Elegant Tern breeding colonies appears to be underway.

We investigated population subdivision in the Elegant Tern across the four most important breeding colonies to determine the level of connectivity between nesting populations in southern California, USA, and Isla Rasa, Mexico. We expected that

Elegant Terns lack population subdivision because of the high level of connectivity produced by the spillover effect, the tern's dispersal capabilities, and the absence of discrete non-breeding areas. An alternative hypothesis is that subtle population subdivision is present between Elegant Tern colonies due to the possibility of site fidelity during non-El Niño years. Determining the plasticity or rigidity in Elegant Tern population structure is crucial to establish long-term population trajectories for this species, given the increasing variability of oceanic conditions that is negatively impacting local and regional seabird populations (e.g., Wiley *et al.* 2013, Velarde *et al.* 2015, Gagne *et al.* 2018).

METHODS

Sample Collection and Processing

We collected blood samples from 69 Elegant Terns (from a combination of adults and chicks) at the four main breeding colonies in 2013 and 2014 (Table 1; Fig. 1). On Isla Rasa, adult terns were captured using mist-nets during the twilight and early evening hours. Nets were placed away from the colony area to avoid disturbance, and along a site where we had noticed the formation of a flight corridor of terns approaching the colony during the daytime hours. After carefully removing the terns from the mist-net, a hood was placed over their head to calm the birds. The individuals were taken to the periphery of the mist-netting area to take blood samples. At the southern California colonies, blood sample collection was spread over a course of three weeks in July, dependent upon stage of reproduction within the colony. Chicks were hand captured within the breeding colony, and blood samples were drawn from the brachial vein. Chicks were released within 10-15 minutes of capture back to the chick creche. Exact age of chicks sampled was unknown, but chicks were old enough to be part of a formed creche (greater than 15 days).

Table 1. Location and number of individual blood samples taken for genetic analysis among four Elegant Tern (*Thalasseus elegans*) breeding colonies in the Gulf of California, Mexico (RASA) and southern California, USA (SDB, BCER, POLA).

| Location | Site Code | Latitude | Longitude | Number of Individuals 10X* |
|--|-----------|---------------|----------------|-------------------------------|
| Isla Rasa | RASA | 28° 49' 25" N | 112° 58' 48" W | 30 |
| San Diego Bay National Wildlife Refuge | SDB | 32° 35' 57" N | 117° 06' 11" W | 13 |
| Bolsa Chica Ecological Reserve | BCER | 33° 41' 36" N | 118° 02' 32" W | 11 |
| Port of Los Angeles | POLA | 33° 44' 12" N | 118° 14' 51" W | 11 |

*Number of individuals that had at least 10X read coverage across loci

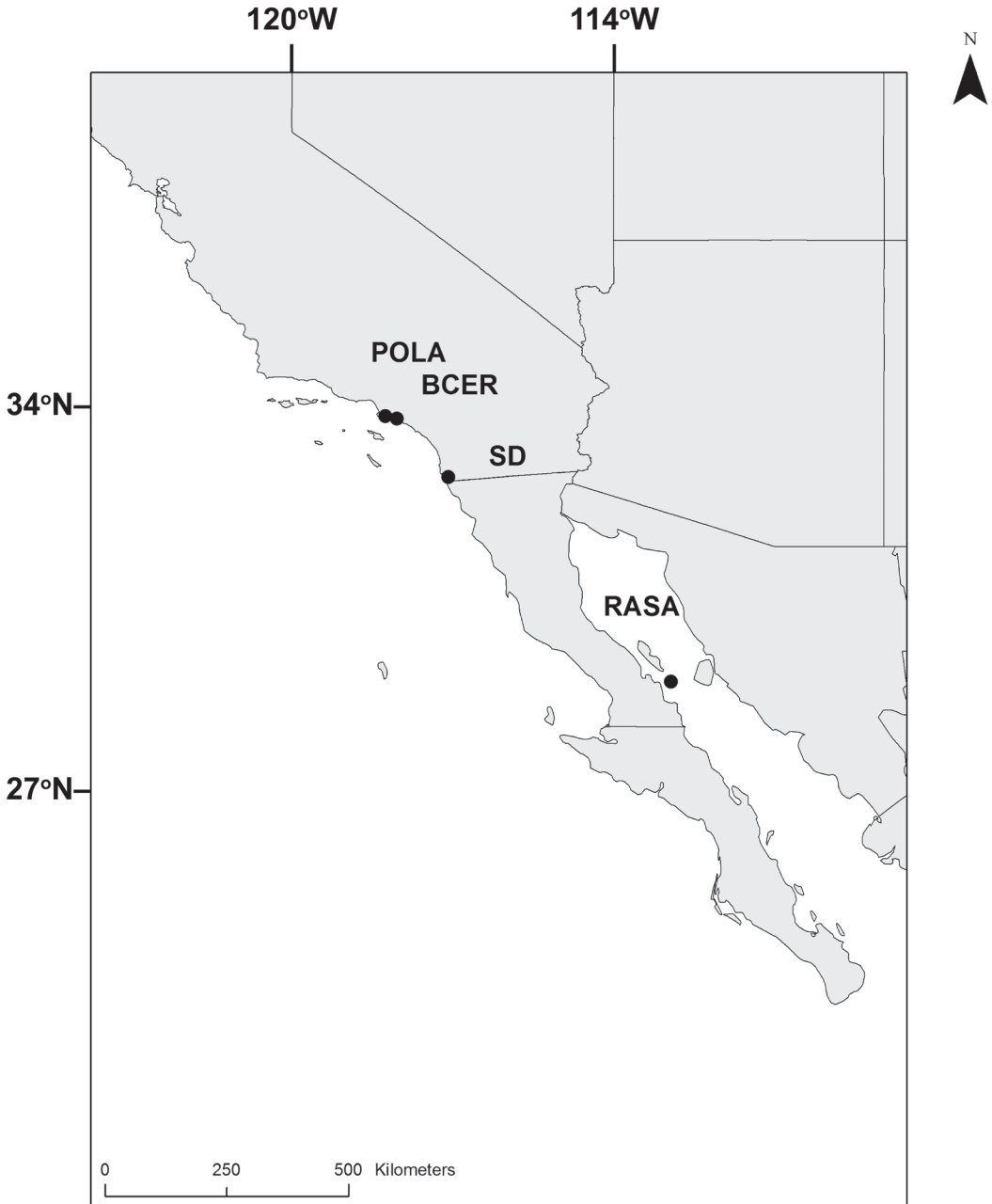


Figure 1. Map detailing the nesting locations of Elegant Terns (*Thalasseus elegans*) in southern California, USA (POLA = Port of Los Angeles Pier 400; BCER = Bolsa Chica Ecological Reserve; SD = San Diego Bay National Wildlife Refuge) and Isla Rasa (RASA) in the Gulf of California, Mexico.

Blood samples were drawn from the brachial vein and stored in Queen's lysis buffer and transported to California State University Los Angeles for DNA extraction. The DNA was isolated using standard Qiagen DNeasy Blood and Tissue Kit (Qiagen Inc.) following the manufacturer's protocols for blood samples. DNA was quantified using the Qubit Broad Range reagents

(Life Technologies). From each blood sample, 400 ng of DNA was shipped to Global Biologics (Columbia, Missouri, USA) for Double-digest Restriction Associated DNA sequencing (ddRADseq) to isolate single nucleotide polymorphisms (SNPs) by creating a genome-wide sequencing library of loci. This sequencing method was carried out using the protocol of Peterson *et al.*

(2012). Prior to library preparation, DNA quality was checked on an Agilent Bioanalyzer. The DNA samples were digested with two endonucleases, EcoRI and MspI. The fragments generated were adaptor ligated, and fragments between 150-400 bp were selected for sequencing. Samples were pooled and sequenced on an Illumina NextSeq500 with PE100 sequencing. Unique five-base barcodes were used to allowing pooling of sample on a single lane of sequencing.

Bioinformatic Analyses

The STACKS v.1.29 pipeline (Catchen *et al.* 2011) was used to demultiplex the raw fastq files and identify loci through de novo assembly and define SNPs across individuals. This pipeline compiles loci in three steps: (1) *ustacks* identifies unique loci based on polymorphism and infers alleles and haplotypes to compile loci for each individual; (2) *cstacks* generates a catalog of loci based on *ustacks* output and merges homologous loci; (3) *sstacks* searches for haplotype combinations present in those catalogs to match loci to an individual. In *ustacks*, we used a minimum of three reads to form a stack (-m) and allowed for three mismatches (-M) between stacks. We also allowed for three mismatches in the formation of stacks (-n) in *cstacks*.

Once the SNPs were categorized, the *populations* program in the STACKS pipeline was used to analyze and compute genetic statistics and generate various output formats such as VCF and genepop. The final dataset kept individuals with SNPs present at a minimum of 80% (-r option) at all 4 breeding colonies (-p option) with a minimum coverage of 10 reads (-m option). This was done to ensure a large proportion of called SNPs were shared across sample sites, and that adequate sequence coverage was obtained for all genotypes. Bootstrap resampling of 1,000 permutations was set to measure accuracy or significance to sample estimates.

PLINK (Purcell *et al.* 2007) was used to recode and extract SNPs based on a set of parameters that aim to increase the percentage of the genotype data shared between individuals. The parameters include removing individuals with more than 20% missing genotypes (-mind 0.2), then removing loci with a minor allele frequency < 0.05 (-maf 0.05) and genotyping rate < 20% (-geno 0.2). Lastly, we filtered out those loci not in Hardy-Weinberg equilibrium and linkage disequilibrium.

Genetic Variation

Observed heterozygosity (H_o), expected heterozygosity (H_e), inbreeding coefficient (F_{is}), and allelic diversity were estimated using the R package *diveRsity* v. 1.9.89 (Keenan *et al.* 2013) for each breeding colony. A one-factor ANOVA was used to test for any difference between means of heterozygosity and allelic diversity among breeding colonies.

Population Subdivision

Pairwise estimates of population differentiation (F_{st}) (Weir and Cockerham 1984) were also calculated using *diveRsity* (Keenan *et al.* 2013) and included bootstrapping with 1,000 permutations to estimate 95% con-

fidence intervals. Population subdivision was further analyzed using a Principal Component Analysis (PCA) and Discriminant Analysis of Principal Components (DAPC), and assigning ancestry coefficients with the program sNMF. The R package *adegenet* (Jombart and Ahmed 2011) was used for both PCA and DAPC analyses.

PCA removes variables based on maximum variance and finds covariance between variables, which are plotted to spatially represent those relationships. These PCA data and *a priori* group membership were then used to conduct a DAPC analysis. The purpose of this analysis was to determine clusters in genetic data to create discriminant functions that will further classify individuals into groups based on overall variance among breeding colonies. We employed the cross-validation approach to determine the appropriate number of principal component axes to retain for the DAPC.

Lastly, the program sNMF (Frichot *et al.* 2014) was used to determine the number of groups or clusters and assign ancestry coefficients (K) by using sparse non-negative matrix factorization algorithm (sNMF). The input values used in sNMF were K = 1-6. A cross-validation technique was used to validate cross-entropy criterion where lower values indicate valid predictive results or ancestry estimation. The cross-entropy values are expected to decrease exponentially if distinct populations are present. This method is similar to ADMIXTURE and STRUCTURE; however, it is more computationally efficient for large datasets (Frichot *et al.* 2014).

RESULTS

Sequencing Data

The average number of reads per individual recorded were: 1,864,635 for RASA; 134,758 for SDB; 759,525 for BCER; and 1,146,631 for POLA; with the average proportion of reads retained per individual = 0.25 (Table 2). After the program *populations* in PLINK was run, the total SNPs retained was 5,521. Raw sequence reads have been deposited in the NCBI short read archive (PRJNA604787).

Genetic Diversity

The number of polymorphic loci ranged from 5153 to 5510 (Table 3). The range of average overall observed heterozygosity ranged from 0.279 to 0.296 (Table 3) among all breeding colonies. The coefficient of inbreeding calculated among all breeding colonies varied slightly across sites, but the values were close to zero (Table 3). Mean

Table 2. Summary of DNA sequencing reads for Elegant Terns (*Thalasseus elegans*) from four breeding colonies in the Gulf of California, Mexico (RASA) and southern California, USA (SDB, BCER, POLA).

| Site Code | Total number of raw paired-end reads | Total number of retained reads | Average number of retained reads per individual | Average proportion of reads retained per individual |
|-----------|--------------------------------------|--------------------------------|---|---|
| RASA | 129477057 | 128728792 | 1865634.67 | 0.36 |
| SDB | 52407281 | 52407281 | 134758.03 | 0.14 |
| BCER | 92988404 | 92988404 | 759525.81 | 0.26 |
| POLA | 79117543 | 79117543 | 1146631.06 | 0.22 |
| Total | 355487421 | 353242020 | 88310505 | |

allelic richness ranged from 1.933 to 1.936 (Table 3) among all breeding colonies. Based on ANOVA, no significant difference was found in means for heterozygosity ($F = 2.3125$; $P = 0.128$) or allelic richness across breeding colonies ($F = 0.3572$; $P = 0.550$).

Population Subdivision

Pairwise F_{ST} among the four breeding colonies is summarized in Table 4 and was used to explain the level of population subdivision. Our analysis showed consistent F_{ST} values close to or equal to zero for each pairwise comparison of colonies. Results from the PCA, DAPC, and sNMF revealed no distinct population clusters among breeding colonies. The PCA showed strong overlap among the four breeding colonies (Fig. 2). The optimal number of principal components retained from cross-validation were 25 for the DAPC. The DAPC analysis also showed overlap of individuals among the four breeding colonies (Fig. 3). Cross-entropy ancestry coefficients (K) obtained using the sNMF program fluctuated rather than decreasing exponentially, the latter would be expected with populations that are subdivided.

DISCUSSION

Our analyses supported the hypothesis of low to no population genetic subdivision and high levels of connectivity among the four breeding colonies (RASA, SDB, BCER, POLA) of the Elegant Tern, contrary to the stereotype of strong philopatry for seabirds. The SNP dataset showed no evidence for distinct Elegant Tern breeding colonies based on several analyses. Pairwise F_{ST} values show low levels of genetic differentiation, suggesting no barriers to gene flow among the colonies. The four breeding colonies overlapped in both ordination analyses (PCA and DAPC). The cross-entropy results computed in the sNMF program fluctuated with an increasing number of clusters (K), further supporting patterns of high gene flow among the contemporary breeding colonies of the Elegant Tern.

While we suggest the elevated level of gene flow is attributed to high connectivity between Mexico and southern California populations, the lack of genetic differentiation observed here could also be a result of the relatively recent establishment of breeding colonies in southern California, and the

Table 3. Descriptive statistics and averages at each depth of coverage for population genetics of four Elegant Tern (*Thalasseus elegans*) breeding colonies in the Gulf of California, Mexico (RASA) and southern California, USA (SDB, BCER, POLA). Measurements of variation include number of polymorphic loci, observed and expected heterozygosity, inbreeding coefficient and allelic richness (standard error in parentheses).

| Site code | Polymorphic loci | Observed heterozygosity (H_o) | Expected heterozygosity (H_e) | Inbreeding coefficient (F_{IS}) | Allelic Richness |
|-----------|------------------|-----------------------------------|-----------------------------------|-------------------------------------|------------------|
| RASA | 5,510 | 0.2816 (0.002) | 0.2829 (0.0019) | 0.0208 (0.0072) | 1.936 |
| SDB | 5,266 | 0.2789 (0.0024) | 0.2740 (0.002) | 0.0182 (0.0075) | 1.935 |
| BCER | 5,153 | 0.2762 (0.0024) | 0.2731 (0.0021) | 0.0274 (0.0039) | 1.933 |
| POLA | 5,166 | 0.2792 (0.0024) | 0.2732 (0.0021) | 0.0185 (0.0000) | 1.935 |
| Average | 5,273.75 | 0.2790 | 0.27773 | 0.0212 | 1.935 |

Table 4. Pairwise F_{ST} for three depth of coverage datasets among four Elegant Tern (*Thalasseus elegans*) breeding colonies in the Gulf of California, Mexico (RASA) and southern California, USA (SDB, BCER, POLA).

| Site | POLA | BCER | SDB |
|------|--------------------|--------------------|--------------------|
| POLA | | | |
| BCER | 2×10^{-4} | | |
| SDB | 4×10^{-4} | 9×10^{-4} | |
| RASA | 0.000 | 8×10^{-4} | 6×10^{-4} |

fact that distinct non-breeding areas are absent for this species. As mentioned above, the first recorded instance of Elegant Terns breeding in San Diego (USA) was in 1959, with subsequent establishment of breeding colonies farther to the north at BCER and POLA. These colonies have grown considerably since 1959, but their numbers have varied widely between years (see Table S1 in Velarde *et al.* 2015). The population fluctuations indicate that the growth of these colonies is due to both new recruits from these nesting sites as well as to immigration of individuals from the fast-growing Isla Rasa nesting population. Also, the southern California colonies may be too new to reveal population subdivision.

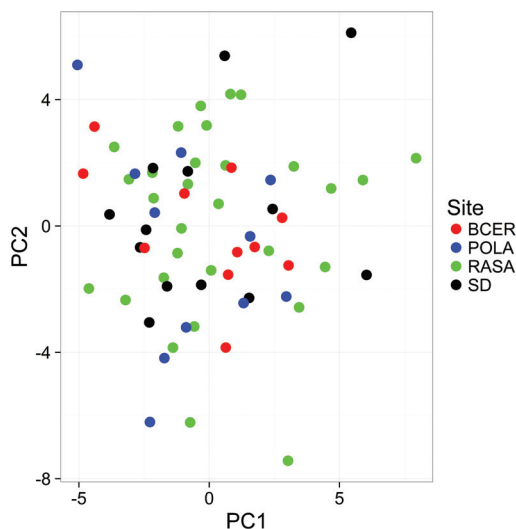


Figure 2. Principal components analyses for 5,266 single nucleotide polymorphisms (SNPs) in Elegant Terns (*Thalasseus elegans*) breeding in southern California, USA and Isla Rasa in the Gulf of California, Mexico (RASA = Isla Rasa; SD = San Diego Bay National Wildlife Refuge; POLA = Port of Los Angeles; BCER = Bolsa Chica Ecological Reserve).

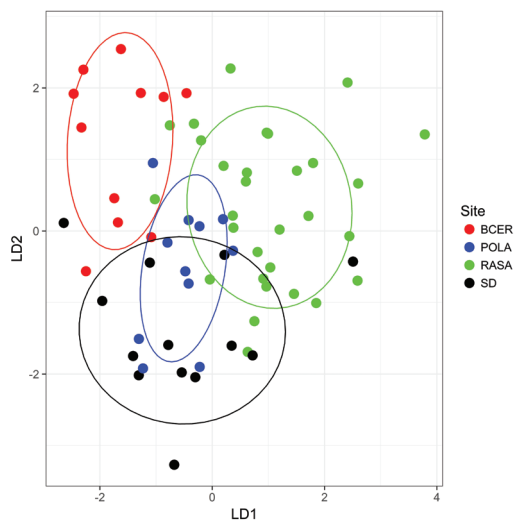


Figure 3. Discriminant analysis of principal components for 5,266 single nucleotide polymorphisms (SNPs) in Elegant Terns (*Thalasseus elegans*) breeding in southern California, USA and Isla Rasa in the Gulf of California, Mexico (RASA = Isla Rasa; SD = San Diego Bay National Wildlife Refuge; POLA = Port of Los Angeles; BCER = Bolsa Chica Ecological Reserve).

Given that the establishment of these colonies is recent, and documented population movements from the southern California nesting areas to Isla Rasa colonies during non-El Niño years (E. Velarde, unpubl. data), our genetic results suggest that ongoing gene flow (panmixia) is occurring among contemporary Elegant Tern populations. Between 2001-2007, 11 terns were captured on Isla Rasa that possessed bands. Of these 11, three were originally captured and banded on Isla Rasa (~27%) (E. Velarde, unpubl. data). The other eight individuals were originally banded in southern California (C. Collins, pers. comm.). The band-resight information also suggests that, at least in certain years, there is movement of individuals from the southern California colonies into the Isla Rasa colony, resulting in a very dynamic flow of breeding terns between colonies, possibly in response to food availability conditions.

One explanation for the maintenance of gene flow between Elegant Tern populations stems from their ability to respond to warm ocean anomalies by establishing new colonies or adding to existing ones (Velar-

de *et al.* 2015). The connectivity between breeding locations for the Elegant Tern may confer a reproductive advantage in seasons where oceanic anomalies are influencing prey resource distribution. Tern populations participate in group adherence, which causes entire colonies to disperse when habitat quality and prey abundance decreases (Palestis 2014). This response has been observed in Elegant Tern populations, where northward expansion of breeding colonies was associated with warm ocean anomalies and fishery decline (Velarde *et al.* 2015).

Also, the fact that all nesting colonies occur within the annual range of the species indicates that there has not actually been a species distribution expansion but, rather, that the new colonies have been initiated within the post-breeding distribution of the species. This may have been initiated as a result of Isla Rasa individuals failing to nest on this island and starting a post-breeding migration north, where they found adequate food abundance and resulted in a second nesting attempt. Nesting in the southern California colonies has been recorded to start a few weeks after the Isla Rasa breeding initiation, which also indicates that the optimal environmental and food conditions for Elegant Tern breeding along the California Current are possibly a few weeks delayed from those of the Gulf of California. So, failed breeders leaving the Gulf of California and migrating north may well still arrive in time to attempt re-nesting on the southern California coast. This may be another explanation for the panmixia found in this species.

Another possible explanation for the lack of population structure in Elegant Terns is that distinct non-breeding areas do not exist for this species. In addition to spillover during breeding events, mixture during the non-breeding season could promote gene-flow as suggested by Friesen *et al.* (2007). The lack of discrete non-breeding sites in the Arctic Tern (*Sterna vittata*) was proposed to contribute to a lack of genetic differentiation among subspecies (Connan *et al.* 2015). Similarly, Faria *et al.* (2010) found low levels of population structure in the South American Tern (*Sterna hirundinacea*), which

may be attributed to mixing during the non-breeding season. Faria *et al.* (2010) also suggest that the seasonal/annual movements of food resources such as anchovies (*E. anchoita*) may contribute to the movement of adult terns and therefore promote gene flow among colonies.

There have been variable results in finding population subdivision in terns. Population subdivision has been observed in other North American species of terns, such as Caspian Tern (*Hydroprogne caspia*), Common Tern (*Sterna hirundo*) and Least Tern (*Sterna antillarum*), and Eurasian species like the Eurasian Black Tern (*Chlidonias niger niger*) and the Whiskered Tern (*Chlidonias hybrida*). Whittier *et al.* (2006) found genetic differentiation among the three subspecies of Least Terns. Hierarchical population structure, with asymmetric gene flow was found in the eastern range of Common Terns (Szczyz *et al.* 2012). A subsequent genetic analysis of Least Terns (Draheim *et al.* 2010) also detected genetic differences among subspecies, but little genetic subdivision was observed within subspecies. Similarly, significant genetic differentiation was reported across the breeding range of the Caspian Tern (Boutilier *et al.* 2014). Szczyz *et al.* (2017) found significant genetic differentiation among breeding sites and limited contact at nuptial staging areas in Black Terns, and Dayton *et al.* (2017) found evidence for two distinct subpopulations of European Whiskered Terns. The geographic scale at which these previous studies uncovered genetic differentiation is much larger than the scope of our study and points towards larger spatial and temporal isolation in the generation of genetic differences among North American and Eurasian tern populations.

Instances of low or no population differentiation have also been observed in other seabird species. Recent studies on petrels (Quillfeldt *et al.* 2017), penguins (Clucas *et al.* 2016; Cristofari *et al.* 2016; Gorman *et al.* 2017), gulls (Yannic *et al.* 2016), and murrelets (Tigano *et al.* 2017) found little evidence for genetic structure across the geographic range of those species. This lack of structure is particularly interesting given that many

seabirds are thought to be highly philopatric and therefore expected to show genetic structure, even over small geographic distances (Friesen *et al.* 2007). Nevertheless, site fidelity is highly variable in seabirds as reviewed by Coulson (2016). Perhaps having variability in site fidelity, or not having site fidelity at all, is an adaptive feature in seabirds that allows for the ability to shift nesting locations to mitigate impacts to reproductive success (Crawford 2009). Reproductive success of the Elegant Tern has been associated with habitat quality and prey abundance (Velarde *et al.* 2015).

Connectivity among seabird breeding colonies has been hypothesized to buffer against genetic drift (Ramirez *et al.* 2013) and provide resilience to human disturbances (Geary *et al.* 2017). The presence of high connectivity between breeding locations provides evidence that the Elegant Tern population seems to be moderately buffered from warming events and would be able to respond to future climate variation if there are suitable nesting locations and an adequate prey base within reach of the colonies. Breeding colonies are currently found in stable reserves (RASA, SDB, and BCER) or in locations off limits to development (POLA). What remains uncertain is the variation in prey base for the Elegant Tern and other seabird populations in the Gulf of California and the southern California Bight system and impacts to these systems in the face of climate change (and more so if it is combined with unsustainable fisheries) (Cheung *et al.* 2009; Velarde *et al.* 2015). Further analyses of movement and landscape patterns would be beneficial in developing an understanding of habitat characteristics that lead to reproductive success that can then be used in conservation and management plans to address changes in nesting distributions for mobile species similar to the Elegant Tern.

ACKNOWLEDGMENTS

We would like to thank Drs. K. Fisher, E. Wood and two anonymous reviewers for comments on a previous version of this manuscript. This material is based upon work supported by the California State University Coun-

cil on Ocean Affairs, Science & Technology (COAST) under Award No. (COAST-RR-2014-002) to AA and MH. GSP was supported by a CSU-LSAMP fellowship (NSF Grant # HRD-1463889). Field work for collection of samples in Isla Rasa was supported by the joint fund provided by Fondo Mexicano para la Conservación de la Naturaleza/Lindblad Expeditions/Packard Foundation grant number M-FG-E-VA16-12-05-II and M-FG-E-VA16-12-05-III, and by the UCMEXUS program to EV. Collections were made possible by permits and permissions from the USFWS San Diego Bay National Wildlife Refuge Bird Banding Station Permit 2278 to KG, BBL Bird Banding Permit 20047 to RP, and SGPA/DGVS/01954/13 and SGPA/DGVS/02131/14 from SEMARNAT, as well as SATI/PC/017/13 and SRPAP/PC/016/14 from SEGOB to EV. Banding permits to EV were kindly provided by Dirección General de Vida Silvestre and USFWS: Master Bander Permit number 21380. All methods meet the ethical guidelines for the use of birds in Mexico. All applicable ethical guidelines for the use of birds in research have been followed, including those presented in the Ornithological Council's "Guidelines for Use of Wild Birds in Research" (Fair *et al.* 2010).

LITERATURE CITED

- Ashmole, N. P. 1971. Seabird ecology and the marine environment. In *Avian Biology*. Vol. I. (D. S. Farner, J. S. King and K. C. Parkes, Eds.). Academic Press, New York, USA.
- Bent, A. C. 1986. *Life Histories of North American Gulls and Terns*. Dover Publications Inc. USA.
- Beaugrand, G. and R. R. Kirby. 2018. How do pelagic species respond to climate change? Theories and observations. *Annual Review of Marine Science* 10: 169-197.
- Boutilier, S., S. Taylor, J. Morris-Pocock, R. Lavoie and V. Friesen. 2014. Evidence for genetic differentiation among Caspian Tern (*Hydroprogne caspia*) populations in North America. *Conservation Genetics* 15: 25-281.
- Burness, G. P., K. Lefevre and C. T. Collins. 1999. Elegant Tern (*Sterna elegans*). In *the Birds of North America*, No. 404 (A. Poole and G. Gill, Eds.). The Birds of North America, Inc., Philadelphia, Pennsylvania, USA.
- Catchen, J. M., A. Amores, P. Hohenlohe, W. Cresko and J. H. Postlethwait. 2011. Stacks: Building and genotyping loci de novo from short-read sequence. *G3: Genes, Genomes, Genetics* 1: 171-182.
- Cecere, J. G., C. Catoni, G. Gaibani, P. Geraldes, C. Celada and S. Imperio. 2015. Commercial fisheries, inter-colony competition and sea depth affect foraging location of breeding Scopli's Shearwaters *Calonectris diomedea*. *International Journal of Avian Science* 157: 284-298.
- Cheung, W. W., V. W. Lam, J. L. Sarmiento, K. Kearney, R. Watson and D. Pauly. 2009. Projecting global marine biodiversity impacts under climate change scenarios. *Fish and Fisheries* 10: 235-251.

- Clucas, G. V., J. L. Younger, D. Kao, A. D. Rogers, J. Handley, G. D. Miller, P. Jouventin, P. Nolan, K. Gharbi, K. J. Miller and T. Hart. 2016. Dispersal in the sub-Antarctic: King penguins show remarkably little population genetic differentiation Across their Range. *BMC Evolutionary Biology* 16: 211.
- Collins, C. T. 2006. Banding studies of Elegant Terns in Southern California. *North American Bird Bander* 31: 17-22.
- Collins C. T., W. A. Schew and E. Burkett. 1991. Elegant Terns breeding in Orange County, California. *American Birds* 45: 393-395.
- Connan, M., P. R. Teske, A. J. Tree, P. A. Whittington and C. D. McQuaid. 2015. The subspecies of Antarctic Terns (*Sterna vittata*) wintering on the South African coast: evidence from morphology, genetics and stable isotopes. *Emu-Austral Ornithology* 115: 223-236.
- Coulson, J. C. 2016. A review of philopatry in seabirds and comparisons with other waterbird species. *Waterbirds* 39: 229-40.
- Crawford, R. J. M. 2009. A recent increase of swift terns *Thalasseus bergii* off South Africa -The possible influence of an altered abundance and distribution of prey. *Progress in Oceanography*: 398-403.
- Cristofari R., G. Bertorelle, A. Ancel, A. Benazzo, Y. Le Maho, P. J. Ponganis, N. C. Stenseth, P. N. Trathan, J. D. Whittington, E. Zanetti and D. P. Zitterbart. 2016. Full circumpolar migration ensures evolutionary unity in the Emperor penguin. *Nature Communications* 7: 11842.
- Dayton, J., M. Ledwoń, J. M. Paillisson, N. Atamas and P. Szczys. 2017. Genetic diversity and population structure of the Eurasian whiskered tern (*Chlidonias hybrida hybrida*), a species exhibiting range expansion. *Waterbirds* 40: 105-117.
- Draheim, H. M., M. P. Miller, B. Baird and S. M. Haig. 2010. Subspecific status and population genetic structure of Least Terns (*Sterna antillarum*) inferred by mitochondrial DNA control-region sequences and microsatellite DNA. *The Auk* 127: 807-819.
- Einoder, L. D. 2009. A review of the use of seabirds as indicators in fisheries and ecosystem management. *Fisheries Research* 95: 6-13.
- Fair, J. E. Paul and J. Jones (Eds.) 2010. Guidelines to the use of wild birds in research. Ornithological Council, Washington, D.C., USA.
- Faria, P. J., F. P. Campos, J. O. Branco, C. M. Musso, J. S. Morgante, and M. W. Bruford. 2010. Population structure in the South American tern *Sterna hirsudinacea* in the South Atlantic: two populations with distinct breeding phenologies. *Journal of Avian Biology* 41: 378-387.
- Frichot, E., F. Mathieu, T. Trouillon, G. Boucharde and O. François. 2014. Fast and efficient estimation of individual ancestry coefficients. *Genetics* 196: 973-983.
- Friesen, V. L. 2015. Speciation in seabirds: why are there so many species...and why aren't there more? *Journal of Ornithology* 156 (suppl): S27-S29
- Friesen, V. L., T. M. Burg and K. D. McCoy. 2007. Mechanisms of population differentiation in seabirds. *Molecular Ecology* 16: 1765-1785
- Gagne, T., K. D. Hyrenbach, M. E. Hagemann, O. L. Bass, S. L. Pimm, M. MacDonald, B. Peck and K. S. Van Houtan. 2018. Seabird trophic position across three ocean regions tracks ecosystem differences. *Frontiers in Marine Science*: 5: 317.
- Gallup, F. N. and B. H. Bailey. 1960. Elegant Tern and Royal Tern nesting in California. *Condor* 62: 65-66.
- Geary, B., S. M. Longest, K. Ottewell, S. M. Lantz, S. T. Walter, J. Karubian and P. L. Leberg. 2017. Genetic structure of brown pelicans (*Pelecanus occidentalis*) in the northern Gulf of Mexico in the context of human management and disturbance. *PLoS one* 12: e0185309.
- Gomez-Laich, A., R. P. Wilson, J. E. Sala, A. Luzenti, F. Quintana. 2015. Moving northward: Comparison of the foraging effort of Magellanic Penguins from three colonies of northern Patagonia. *Marine Biology* 162: 1451-1461.
- Gorman K. B., S. L. Talbot, S. A. Sonsthagen, G. K. Sage, M. C. Gravelly, W. R. Fraser and T. D. Williams. 2017. Population genetic structure and gene flow of Adélie penguins (*Pygoscelis adeliae*) breeding throughout the western Antarctic Peninsula. *Antarctic Science* 29: 499-510.
- Harrison, P. 1983. Seabirds, an identification guide. Houghton Mifflin Company, Boston, USA.
- Horn, M. H. and C. D. Whitcombe. 2015. A shallow-diving seabird predator of prey availability in southern California waters: a longitudinal study. *Journal of Marine Systems* 146: 89-98.
- IUCN. 2020. The IUCN Red List of Threatened Species. Version 2019-3. <https://www.iucnredlist.org>.
- Keenan, K., P. McGinnity, T. F. Cross, W. W. Crozier and P. A. Prodöhl. 2013. diversity: An R package for the estimation of population genetics parameters and their associated errors. *Methods in Ecology and Evolution* 4: doi:10.1111/2041-210X.12067
- Kirven, M. 1969. The breeding biology of Caspian terns (*Hydroprogne caspia*) and elegant terns (*Thalasseus elegans*) at San Diego bay. Master's Thesis, San Diego State College, USA.
- Jombart, T. and I. Ahmed. 2011. adegenet 1.3-1: new tools for the analysis of genome-wide SNP data. *Bioinformatics* 27: 3070-3071.
- Lenoir, J. and J. C. Svenning. 2015. Climate-related range shifts-a global multidimensional synthesis and new research directions. *Ecography* 38: 15-28.
- Levin, I. L. and P. G. Parker. 2012. Philopatry drives genetic differentiation in an island archipelago: Comparative population genetics of Galapagos Nazca boobies (*Sula granti*) and Great Frigatebirds (*Fregata minor*). *Ecology and Evolution* 2: 2775- 2787.
- Mancini, P. L., P. P. Serafini. and L. Bugoni. 2016. Breeding seabird populations of Brazilian oceanic islands: historical review, update and a call for census standardization, *Revisa Brasileira de Ornithologia* 24: 94-115.

- McLeay, L. J., B. Page, S. D. Goldsworthy, D. C. Paton, C. Teixeira, P. Burch and T. Ward. 2010. Foraging behaviour and habitat use of a short-ranging seabird, the crested tern. *Marine Ecology Progress Series* 411: 271-283.
- Mellink, E. 2003. Effects of the 1997-1998 El Niño and 1998-1999 La Niña events on breeding waterbirds and sea lions in the upper gulf of California, Mexico. *Geofisica Internacional* 42: 539-546.
- Monaghan, P. 1996. Relevance of the behavior of seabirds to the conservation of marine environments. *Oikos* 77: 227-237.
- Pacifici, M., W. B. Foden, P. Visconti, J. E. M. Watson, S. H. Butchart, K. M. Kovacs, B. R. Scheffers, D. G. Hole, T. G. Martin, H. R. Akçakaya, R. T. Corlett *et al.* 2015. Assessing species vulnerability to climate change. *Nature Climate Change* 5: 215-225.
- Palczy, M, E. Hammill, V. Karpouzi and D. Pauly. 2015. Population trend of the world's monitored seabirds, 1950-2010. *PLoS One* 10: e0129342.
- Palestis, B. G. 2014. The role of behavior in tern conservation. *Current Zoology* 60: 500-514.
- Peterson, B. K., J. N. Weber, E. H. Kay, H. S. Fisher and H. E. Hoekstra. 2012. Double dRADseq: an inexpensive method for de novo SNP discovery and genotyping in model and non-model species. *PLoS One* 7: e37135.
- Purcell, S., B. Neale, K. Todd-Brown, L. Thomas, M. A. Ferreira, D. Bender, J. Maller, P. Sklar, P. I. W. de Bakker, M. J. Daly and P. C. Sham. 2007. PLINK: a toolset for whole genome association and population-based linkage analysis. *American Journal of Human Genetics* 81: 559-575.
- Quillfeldt P., Y. Moodley, H. Weimerskirch, Y. Chereh, K. Delord, R. A. Phillips, J. Navarro, L. Calderón and J. F. Masello. 2017. Does genetic structure reflect differences in non-breeding movements? A case study in small, highly mobile seabirds. *BMC Evolutionary Biology* 17: 160.
- Ramírez, O., E. Gomez-Díaz, I. Olalde, J. C. Illera, J. C. Rando, J. González-Solís and C. Lalueza-Fox. 2013. Population connectivity buffers genetic diversity loss in a seabird. *Frontiers in Zoology* 10: 28.
- Rehm, E. M., P. Olivas, J. Stroud, and K. J. Feeley. 2015. Losing your edge: climate change and the conservation value of range edge populations. *Ecology and Evolution* 5: 4315-4326.
- Szczys, P., I. C. T. Nisbet, and D. B. Wingate. 2012. Conservation genetics of the Common Tern (*Sterna hirundo*) in the North Atlantic region; implications for the critically endangered population at Bermuda. *Conservation Genetics* 13: 1039-1043.
- Szczys, P., K. A. Lamothe, A. Druzyaka, M. J. Poot, V. Siokhin and J. van der Winden. 2017. Range-wide patterns of population differentiation of Eurasian Black Terns (*Chlidonias niger niger*) related to use of discrete post-nuptial staging sites. *Journal of Ornithology* 158: 365-378.
- SEMARNAT. 2010. Norma Oficial Mexicana NOM-059-SEMRNAT-2010, Protección ambiental-Especies nativas de México de flora y fauna silvestres-Categorías de riesgo y especificaciones para su inclusión, exclusión o cambio- Lista de especies en riesgo. Diario Oficial 30 de diciembre.
- Tigano, A., A. J. Shultz, S. V. Edwards, G. J. Robertson and V. L. Friesen. 2017. Outlier analyses to test for local adaptation to breeding grounds in a migratory arctic seabird. *Ecology and Evolution* 7: 2370-2381.
- Velarde, E., E. Ezcurra, M. H. Horn and R. T. Patton. 2015. Warm oceanographic anomalies and fishing pressure drive seabird nesting north. *Science Advances* 1: e1400210
- Walker, L. W. 1951. Sea birds of Isla Raza. *National Geographic Magazine* 99: 239-248.
- Wanless, S., M. Frederiksen, J. Walton and M. P. Harris. 2009. Long-term changes in breeding phenology at two seabird colonies in the western North Sea. *International Journal of Avian Science* 151: 274-285.
- Weir, B. S. and C. C. Cockerham. 1984. Estimating F-statistics for the analysis of population structure. *Evolution* 38: 1358-1370.
- Whittier, J. B., D. M. Leslie and R. A. Van den Bussche. 2006. Genetic variation among subspecies of least tern (*Sterna antillarum*): implications for conservation. *Waterbirds* 29: 176-184.
- Wiley, A. E., P. H. Ostrom, A. J. Welch, R. C. Fleischer, H. Gandhi, J. R. Southon, T. W. Stafford, Jr., J. F. Penniman, D. Hu, F. P. Duvall and H. F. James. 2013. Millennial-scale isotope records from a wide-ranging predator show evidence of recent human impact to oceanic food webs. *Proceedings of the National Academy of Sciences* 110: 8972-8977.
- Yannic G., J. M. Yearsley, R. Sermier, C. Dufresnes, O. Gilg, A. Aebischer, M. V. Gavrilov, H. Strøm, M. L. Mallory, R. G. Morrison and H. G. Gilchrist. 2016. High connectivity in a long-lived high-Arctic seabird, the ivory gull *Pagophila eburnea*. *Polar Biology* 39: 221-36.