

Species and sex differences in vocalizations between sex-role reversed shorebirds, Northern Jacana (*Jacana spinosa*) and Wattled Jacana (*J. jacana*)

Authors: Buck, Evan J., Brown, Toni, Zwicky, Gina, Derryberry, Elizabeth P., and Lipshutz, Sara E.

Source: The Wilson Journal of Ornithology, 132(2) : 343-351

Published By: The Wilson Ornithological Society

URL: <https://doi.org/10.1676/1559-4491-132.2.343>

BioOne Complete (complete.BioOne.org) is a full-text database of 200 subscribed and open-access titles in the biological, ecological, and environmental sciences published by nonprofit societies, associations, museums, institutions, and presses.

Your use of this PDF, the BioOne Complete website, and all posted and associated content indicates your acceptance of BioOne's Terms of Use, available at www.bioone.org/terms-of-use.

Usage of BioOne Complete content is strictly limited to personal, educational, and non - commercial use. Commercial inquiries or rights and permissions requests should be directed to the individual publisher as copyright holder.

BioOne sees sustainable scholarly publishing as an inherently collaborative enterprise connecting authors, nonprofit publishers, academic institutions, research libraries, and research funders in the common goal of maximizing access to critical research.

Species and sex differences in vocalizations between sex-role reversed shorebirds, Northern Jacana (*Jacana spinosa*) and Wattled Jacana (*J. jacana*)

Evan J. Buck,¹ Toni Brown,² Gina Zwicky,² Elizabeth P. Derryberry,^{1,2} and Sara E. Lipshutz^{1–3*}

ABSTRACT—Species-specific vocalizations can act as a reproductive isolating mechanism between closely related populations. We analyzed vocal differences between 2 hybridizing species of sex-role reversed polyandrous shorebirds, the Northern Jacana (*Jacana spinosa*) and Wattled Jacana (*J. jacana*). We found that Northern Jacana calls have higher fundamental frequency and peak frequency than Wattled Jacana calls. We also compared calls between females and males, as both jacana species are sex-role reversed and females compete for male mates. Males produce calls with a higher fundamental and peak frequency and shorter notes than females. These results suggest that vocal differences between Northern and Wattled jacanas have the potential to act as a behavioral mediator of interspecific interactions, and that sex differences in vocalizations may relate to sex-role reversal in territorial defense and mate attraction. *Received 10 September 2019. Accepted 3 September 2020.*

Key words: hybridization, jacanas, sex differences, sex-role reversal, shorebird, vocalization.

Diferencias específica y sexual en las vocalizaciones de las aves costeras de roles sexuales invertidos jacana nortea (*Jacana spinosa*) y jacana carunculada (*J. jacana*)

RESUMEN (Spanish)—Las vocalizaciones especie-específicas pueden actuar como mecanismos de aislamiento reproductivo entre poblaciones de especies estrechamente relacionadas. Analizamos las diferencias en vocalizaciones entre dos especies de aves playeras poliándricas de rol sexual invertido, *Jacana spinosa* y *J. jacana*. Encontramos que los llamados de *J. spinosa* contienen frecuencias fundamental y pico más altas que los llamados de *J. jacana*. También comparamos los llamados entre machos y hembras en ambas especies, ya que ambas tienen el rol sexual invertido y las hembras compiten por parejas. Los machos producen llamados con una frecuencia pico mayor y exhiben longitudes de notas menores que las hembras. Estos resultados sugieren que las diferencias en vocalizaciones podrían actuar como barrera comportamental para limitar la hibridación entre las especies y estas vocalizaciones pueden funcionar distintamente entre machos y hembras de jacanas. Estudios futuros utilizando experimentos de reproducción de audio podrían poner a prueba estas hipótesis.

Palabras clave: ave playera, diferencia vocal, diferencias de sexo, hibridación, jacanas, llamada.

Acoustic signals used to attract mates and repel competitors within a population may also influence mating outcomes between taxa (Slabbekoorn and Smith 2002, Price 2008, Uy et al. 2018). Various evolutionary processes can drive divergence in vocalizations among populations, including sensory drive (Derryberry 2009, Tobias et al. 2010), sexual selection (Hudson and Price 2014), cultural drift (Lachlan and Servedio 2004), reinforcement against maladaptive hybridization (Pfennig 2016), or a combination of these mechanisms (Wilkins et al. 2013). Alternatively, heterospecific vocalizations may converge due to shared habitat (Cardoso and Price 2010), song learning (Haavie et al. 2004), and/or selection for competitor recognition, i.e., agonistic character displacement (Grether et al. 2013, 2017), which can facilitate coexistence between taxa (Tobias et

al. 2014, Kirschel et al. 2019). Hybrid zones—regions where distinct lineages come into contact and interbreed—provide a natural experiment (Hewitt 1988) to examine the causes and consequences of vocal differences for behavioral isolation (den Hartog et al. 2007, Lipshutz et al. 2017, Wheatcroft and Qvarnström 2017). Characterizing differences in vocalizations is an important first step in determining whether mating signals could serve to reproductively isolate lineages with otherwise incomplete barriers to gene flow.

Differences in spectral and temporal characteristics of vocalizations may also persist between the sexes. Larger body size and syrinx size is often associated with lower sound frequencies between the sexes and across species (Ryan and Brenowitz 1985, Ballintijn and ten Cate 1997, Barbraud et al. 2000). In most birds males are larger than females, but in species with female-biased size dimorphism, female vocalizations are lower pitched than male vocalizations (Taoka et al. 1989, Goymann et al. 2004, Maurer et al. 2008). Some taxa are exceptions to this rule; for example, many female owls are larger than males but have higher-frequency calls (Herting and Belthoff 2001, Odom

¹ Department of Ecology and Evolutionary Biology, University of Tennessee, Knoxville, TN, USA

² Department of Ecology and Evolutionary Biology, Tulane University, New Orleans, LA, USA

³ Department of Biology, Indiana University, Bloomington, IN, USA

* Corresponding author: slipshut@iu.edu

and Mennill 2010). Within a species, low-frequency vocalizations may honestly signal body size and function in mate choice and/or intrasexual competition (Gil and Gahr 2002, Cardoso 2012), although this is not always the case (Cardoso et al. 2008). Sex-specific vocal behaviors may also relate to different social contexts, including courtship and territorial defense (Appleby et al. 2008, Catchpole and Slater 2008). For example, the sex that competes more for mates tends to vocalize more often (Sordahl 1979, Sung et al. 2005).

Females of some species are sex-role reversed, meaning they face stronger competition for mates than males do (Ah-King and Ahnesjö 2013). Sex-role reversal is also associated with female-biased size dimorphism (Emlen and Oring 1977), and larger body size can predict breeding success (Emlen and Wrege 2004). In sex-role reversed species, female vocalizations may indicate competitive ability and function in intrasexual competition. A study of sex-role reversed Black Coucals (*Centropus grillii*) found that females have higher call rates than males (Goymann et al. 2004). When challenged by playback simulating a territorial intrusion, female coucals sang with lower frequency and longer elements (Geberzahn et al. 2009), and these songs were perceived as more threatening (Geberzahn et al. 2010). In a study of another sex-role reversed species, the Bronze-winged Jacana (*Metopidius indicus*), males that called more often received more copulations (Butchart et al. 1999), suggesting that male vocalizations are also sexually selected. Currently, we know little about how the temporal and spectral characteristics of female and male vocalizations compare in sex-role reversed species.

Jacanas are tropical, sex-role reversed shorebirds in which selection on females to compete for mates is stronger than on males (Jenni 1974). The Northern Jacana (*Jacana spinosa*) and Wattled Jacana (*J. jacana*) have been isolated for around 700,000 years (Miller et al. 2014) and hybridize in a narrow region in Panama (Lipshutz et al. 2019). The extent to which vocalizations differ between the species has not yet been quantified, and characterizing these differences can help address questions about the role mating signals play in maintaining reproductive isolation between the species. Here, we quantified variation in temporal and spectral characteristics of vocalizations be-

tween the species and the sexes. We predicted that vocalizations between Northern and Wattled jacanas differ, and that the larger-bodied Northern Jacana would have lower frequency-related characteristics. Second, we examined vocal differences between males and females of both species. The sexes differ substantially in body size in jacanas, with body mass being up to 60% greater in females than males (Jenni and Collier 1972, Emlen and Wrege 2004). Because female jacanas are larger than males, we predicted that female vocalizations would have lower frequency-related characteristics, which could relate to sexual selection.

Methods

Sound recordings

We recorded vocalizations from June to August 2015 and June to July 2018 at 9 different sites in Panama (Fig. 1). Across these sites we recorded a total of 12 individuals of each species and sex, obtaining as many recordings per individual as possible. Birds were either stimulated with playback and a taxidermy mount to elicit vocalizations (Supplemental Fig. S1), or in some cases vocalizations were stimulated by the presence of the recordist near the bird's territory.

Recordings were made using a Marantz PMD661 MKII solid state digital recorder (Marantz Professional, Cumberland, Rhode Island, USA) set at 44.1 kHz sampling rate, 16-bit, and WAV file type, and a Sennheiser K6 power module with a Sennheiser M67 shotgun microphone and windscreens (Sennheiser Electronic Corporation, Wedemark, Germany).

Acoustic measurement

Jacana vocalizations contain harmonics covering a wide frequency bandwidth (Jenni et al. 1974, Mace 1981, Jenni and Mace 1999). We took measurements on one call type, Repeated-note Call (RNC hereafter; Mace 1981), as these were consistently found in recordings of both species and sexes (Fig. 2). RNCs are defined as a series of evenly spaced repeated sound elements (notes hereafter) less than 1 s apart. We divided continuous recordings for each individual into discrete RNCs in Audacity 2.1.2 (Audacity Team 2018). We used the sound-analysis software

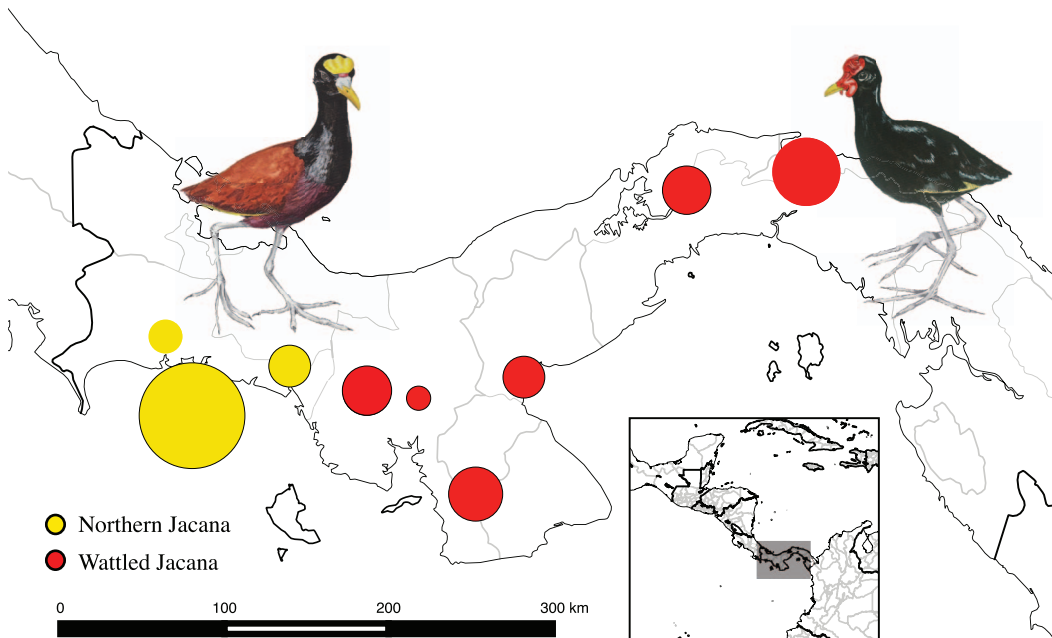


Figure 1. Sampling map of Northern Jacana (light gray [yellow in online color version of this paper]) and Wattled Jacana (dark gray [red in online color version of this paper]) vocalizations recorded across the hybrid zone Panama. Circle size represents sample size (minimum 1, maximum 19).

Luscinia (Lachlan 2007) to generate spectrograms (Fig. 2). We high-pass filtered RNCs at 200 Hz to eliminate low-frequency background noise. We used the following settings to measure RNC variation (abbreviations from Luscinia): Fundamental Frequency (FF) jump suppression = 20, Max. Frequency (Hz) = 15,000, Frame length (ms) = 5, Time step (ms) = 1, Spectrograph points = 221, Spectrogram Overlap % = 80, Dynamic range (dB) = 50, Dynamic equalization (ms) = 0, Dynamic comp. % = 100, Dereverberation % = 200, Dereverberation range (ms) = 100, Windowing function = Gaussian, Frequency zoom % = 150, Time zoom % = varies, Noise removal (NR) (dB) = 0, NR range1 (ms) = 50, NR range2 (ms) = 50.

We semiautomatically measured vocalizations in Luscinia (Lachlan 2007) by individually tracing each note within all complete RNCs obtained from each individual jacana (Supplemental Fig. S2). Notes were traced by a single observer (EJB). We used Luscinia to extract 4 acoustic variables for each note: fundamental frequency (common denominator frequency of a harmonic signal, kHz), peak frequency (frequency of the maximum

amplitude, kHz), note length (ms), and inter-note interval (m). We also calculated 2 derived variables, note repetition rate (notes/s) and duty cycle (% time emitting sound within an RNC). Note repetition rate was calculated by dividing number of notes within an RNC by the total length of each RNC (start of first note to end of final note) whereas duty cycle was calculated by dividing the sum of note length for each RNC by total length (Clarkson 2007). We averaged these 6 variables across notes for each RNC per individual, except peak frequency, for which the median value is more representative of the actual peak frequency than the mean value (R. Lachlan, pers. comm.). We then calculated mean \pm standard error of the 6 variables for each species/sex (Table 1) using R (R Core Team 2019).

Statistical analyses

We examined each of the 6 acoustic variables using linear mixed models with species and sex as fixed effects and site as a random effect using the *lme4* package (Bates et al. 2015) in R. We initially included the interaction between species and sex as




Figure 2. Spectrograms of male and female Northern and Wattled jacana vocalizations, displayed on an 8 kHz frequency scale. Each spectrogram represents a different individual.

an additional fixed effect. For each acoustic dependent variable, we compared models with and without the interaction term using AIC_c and found that the model without the interaction term had a lower AIC_c . The interaction of species and sex was not a significant predictor of any acoustic

variable. Therefore, we excluded the interaction term from all models. We \log_{10} transformed frequency variables to approach the scale on which animals perceive and modulate sound frequency (Cardoso 2013). We also corrected for multiple comparisons using the Benjamini-Hoch-

Table 1. Sampling information and mean \pm standard error of spectral and temporal variables for Repeated-note Calls (RNCs) recorded from female and male Northern and Wattled jacanas.

	Northern Jacana		Wattled Jacana	
	Female	Male	Female	Male
Number of individuals	12	12	12	12
RNCs per individual	8.17 ± 2.6	4.42 ± 0.96	5.67 ± 1.4	6.42 ± 1.5
Notes per RNC	9.74 ± 1.6	16.0 ± 2.4	10.3 ± 1.7	14.0 ± 2.4
Fundamental frequency (kHz)	1.09 ± 0.10	1.35 ± 0.11	0.660 ± 0.023	0.730 ± 0.30
Peak frequency (kHz)	2.49 ± 0.15	2.90 ± 0.16	1.36 ± 0.18	2.19 ± 0.20
Note length (ms)	85.6 ± 7.5	70.2 ± 5.1	95.9 ± 4.3	78.1 ± 3.0
Inter-note interval (ms)	150 ± 13	131 ± 11	146 ± 13	134 ± 14
Duty cycle (%)	41.5 ± 1.7	38.7 ± 1.5	46.6 ± 1.8	41.4 ± 1.6
Note repetition rate (notes/s)	5.18 ± 0.33	5.92 ± 0.39	4.94 ± 0.21	5.45 ± 0.30

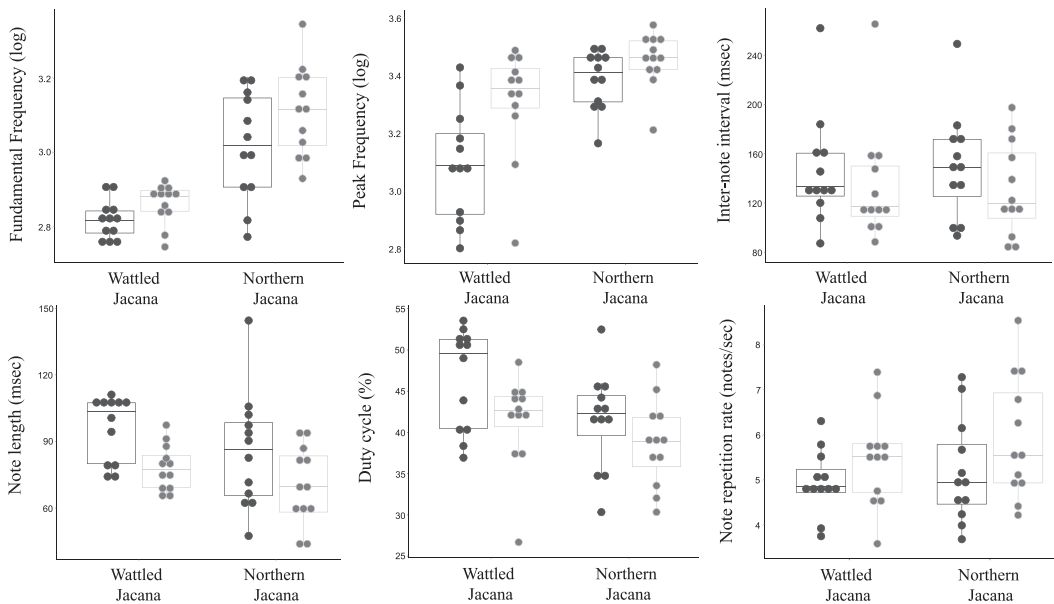


Figure 3. Boxplots for acoustic variables in female (black) and male (gray) Northern Jacanas and Wattled Jacanas. Boxplots depict minimum, first quartile, median, third quartile, and maximum.

berg method with the `p.adjust` function in the R package *stats* (R Core Team 2019).

We summarize the 6 acoustic variables for both species and sexes in boxplots representing minimum, first quartile, median, third quartile, and maximum (Fig. 3), and in mean \pm standard error (Table 1). We summarize fixed effect estimates (β), standard errors, Satterthwaite's method for estimating degrees of freedom, *t*-statistics, and *P* values (Table 2). We also ran a discriminant function

analysis (DFA) using JMP 15.1 (SAS Institute, Cary, North Carolina, USA) to assess if acoustic variables could distinguish the species and sexes.

Results

Description of note structure

The notes that comprise Northern Jacana RNCs are brief, broadband sound bursts with some harmonic structure. The most prominent feature

Table 2. Linear mixed models testing differences in acoustic variables between species and sexes. Estimates (β) for species use Northern Jacanas as the reference and β for sex use males as the reference. Frequency variables are \log_{10} transformed. *P* values adjusted (P_{adj}) with a Benjamini-Hochberg correction that are significant ($P < 0.05$) are in bold.

Dependent variable	Independent variable	β	SE	df	<i>t</i>	<i>P</i>	P_{adj}
Peak frequency (Hz)	Species	0.19	0.04	1.0	4.8	<0.001	<0.001
	Sex	0.12	0.04	40	3.2	0.003	0.01
Fundamental frequency (Hz)	Species	0.23	0.03	45	7.7	<0.001	<0.001
	Sex	0.069	0.03	45	2.4	0.02	0.046
Note length (ms)	Species	-7.4	6.3	3.3	-1.2	0.3	0.4
	Sex	-17	5.1	42	-3.3	0.002	0.008
Inter-note interval (ms)	Species	2.1	16	3.5	0.1	0.9	0.9
	Sex	-16	12	41	-1.3	0.2	0.3
Duty cycle (%)	Species	-0.037	0.02	2.9	-2.0	0.1	0.2
	Sex	-0.040	0.02	42	-2.4	0.02	0.04
Note repetition rate (notes/s)	Species	0.17	0.4	3.9	0.4	0.7	0.8
	Sex	0.64	0.3	41	2.1	0.04	0.07

of a note is typically a higher-energy portion (Fig. 2). Wattled Jacana RNCs are also composed of broadband sound bursts, but they contain more prominent harmonics than Northern Jacana notes. Within a note, these harmonics are often similar in amplitude, although the most energy is typically contained in the first- or second-lowest frequency formant.

Species differences in vocalizations

RNCs of the 2 jacana species differ most in spectral characteristics. RNCs of Northern Jacanas are of significantly higher fundamental frequency and peak frequency than Wattled Jacanas, for both females and males (Table 1, Table 2, Fig. 3). The species did not differ in temporal characteristics of their RNCs, including note length, inter-note length, duty cycle, and note repetition rate. A DFA correctly classified all but 3 out of 48 individuals as the correct species (6.25% misclassification) based on all 6 acoustic variables. A forward, stepwise DFA identified fundamental frequency as the best variable to distinguish between the species (F ratio = 53.7, $P < 0.0001$).

Sex differences in vocalizations

RNCs of females and males differ in both temporal and spectral characteristics. For both species, RNCs of males are of significantly higher fundamental frequency and peak frequency than female RNCs (Table 1, Table 2, Fig. 3). RNCs of females contain longer notes and higher duty cycles. The sexes did not differ in inter-note length nor note repetition rate. A DFA correctly classified 35 out of 48 individuals as the correct sex (27.1% misclassification) based on all 6 acoustic variables. A forward, stepwise DFA identified note length as the best variable to distinguish between the sexes (F ratio = 9.8, $P = 0.003$).

Discussion

The Repeated-note Calls (RNCs) of Northern and Wattled jacana differ in the spectral variables we examined, fundamental and peak frequency, but not the temporal variables we examined. Female and male RNCs are consistently different across both species. RNCs of males are of higher fundamental and peak frequency, whereas notes are longer and duty cycles are higher in females.

Species differences

Counter to our predictions, the RNCs of the larger Northern Jacanas are of significantly higher fundamental and peak frequency than the RNCs of the smaller Wattled Jacanas. Body mass negatively correlates with acoustic frequency in many avian species examined (Ryan and Brenowitz 1985, Seddon 2005). However, differences in body mass between the 2 jacana species do not reflect differences in RNC frequency. A similar mismatch was found in *Corvus* crows, for which larger species have calls with higher frequency (Laiolo and Rolando 2003). This mismatch could also be driven by sex differences: female Northern Jacanas have larger body mass than female Wattled Jacanas, but males of these 2 species do not differ significantly in body mass (Lipshutz 2017). Bill and syringeal morphology may instead explain species differences in fundamental and peak frequency (Seneviratne et al. 2012, Kingsley et al. 2018), and future studies could compare these traits.

Species differences in frequency-related traits could also relate to differing environmental or habitat characteristics that have shaped their call frequencies, in accordance with the acoustic adaptation hypothesis (Morton 1975, Endler 1992, Boncoraglio and Saino 2007). In a prior study of the 2 jacana species, species distribution modeling indicated that they have different habitat suitability (Miller et al. 2014). Future work could evaluate whether the higher-frequency vocalizations of Northern Jacanas relate to a more open habitat. In contrast, we did not find differences between the 2 species in the temporal variables we examined. A similar pattern was found in a comparative study of auklets, in which frequency-related traits differed more than temporal traits among species (Seneviratne et al. 2012). Altogether, finding differences between the calls of these 2 hybridizing species suggests that future studies could examine whether specific acoustic traits, such as peak frequency, could play a role in mediating interspecific behavioral interactions.

In jacanas and other members of Charadriiformes, vocalizations are innate rather than learned. Innate vocalizations may be particularly weak behavioral barriers to gene flow in shorebirds, for which vocal repertoires and acoustic structure are highly conserved between sister species and even among more distantly related

groups (Miller and Baker 2009). There is mixed evidence for the role of innate vocalizations as behavioral barriers to gene flow across species. For example, innate vocalizations are functional barriers to hybridization in *Alectoris* partridges (Ceugniet and Aubin 2001) and *Streptopelia* doves (de Kort et al. 2002), but not in *Callipepla* (Gee 2005) nor *Coturnix* quails (Derégnaucourt and Guyomarc'h 2003). Our study does demonstrate differences between the calls of these 2 hybridizing species, and a key empirical question is whether males and females respond to these call differences in mating and competitive contexts.

Sex differences

We found that sex differences in the fundamental and peak frequency of RNCs aligned with sex differences in body mass; males of both species produce RNCs of higher frequency than the larger-bodied females. In several species with female-biased size dimorphism, females have lower-frequency calls than males (Goymann et al. 2004, Maurer et al. 2008). Lower-frequency RNCs in sex-role reversed jacanas could advertise female body size to male mates, which may relate to fecundity selection (Pincheira-Donoso and Hunt 2017) and/or territorial defense (Emlen and Wrege 2004). An open question is whether the lower-frequency calls of female jacanas are merely a byproduct of sexual selection for increased body size due to their polyandrous mating system, or whether there is evidence of direct sexual selection on this trait. Our study compares the RNCs of not only males, but also females, adding to a growing body of research on female vocalizations (Odom and Benedict 2018, Riebel et al. 2019).

Application and conclusion

We found that RNCs of Neotropical jacanas differ significantly in fundamental and peak frequencies. Differences in vocalizations between the species could promote reproductive isolation in their hybrid zone. These spectral characteristics also differed between the sexes, suggesting that both male and female signals could facilitate species-specific discrimination in the hybrid zone. Long-term goals in the Northern × Wattled jacana hybrid zone are to evaluate the role of vocalizations in reproductive isolation. A

previous phenotypic and genomic analysis of the jacana hybrid zone found that species-specific traits such as plumage and facial ornamentation are likely prezygotic barriers that maintain species boundaries (Lipshutz et al. 2019). This phenotypic differentiation between Northern and Wattled jacanas likely contributes to the low occurrence of hybrids within the narrow hybrid zone and may be one of the reasons for limited hybridization between the species. We were unable to evaluate whether a process such as character displacement is influencing divergence in frequency traits, or convergence in temporal traits, as we currently lack sufficient geographical sampling to compare vocalizations in sympatry and allopatry. Future playback studies could assess the role of visual signals as behavioral barriers to mating between the species by testing whether female and male jacanas are more responsive to conspecific than heterospecific vocalizations.

Acknowledgments

This material is based on work supported by the University of Tennessee's Ready for the World Chancellor's Honors Program and Summer Undergraduate Research Internship to EJB, as well as the National Science Foundation under Grant No. 1154145 and IOS-1818235, and a Smithsonian Tropical Research Institute short-term fellowship to SEL, Tulane University's CELT Summer Research and Faculty-student Scholarly Engagement grants to TB, Tulane University's Newcomb Scholars and Dean's summer research grants to GZ, and a Louisiana Board of Regents NSF EPSCoR LINK Grant No. 177 to EPD. Any opinion, findings, and conclusions or recommendations expressed in this material are those of the author(s) and do not necessarily reflect the views of the National Science Foundation. Scientific recording in Panama was done with the approval of MiAmbiente (formerly ANAM), Panama's environmental authority (permit numbers: SE/A-45-12, SE/A-46-14, SE/A-17-18), and recording techniques were approved by the Institutional Animal Care and Use Committee of the Smithsonian Tropical Research Institute (STRI IACUC permits: 2012-0315-2015, 2018-0116-2021), Tulane University (IACUC permit: 0446R), and the University of Tennessee (IACUC permit: 2573). We thank the STRI Bird Collection for preparing taxidermy mounts. D.E. Buitrago and M. Araya Salas assisted with translating the abstract into Spanish. We thank S. McClelland for the jacana illustrations.

Data accessibility

Recordings are available on xeno canto: <https://www.xeno-canto.org/set/4909>

Literature cited

- Ah-King M, Ahnesjö I. 2013. The “sex role” concept: An overview and evaluation. *Evolutionary Biology*. 40:461–470.
- Appleby BM, Yamaguchi N, Johnson PJ, Macdonald DW. 2008. Sex-specific territorial responses in Tawny Owls, *Strix aluco*. *Ibis*. 141:91–99.
- Audacity Team. 2018. Audacity Version 2.1.2. <https://github.com/audacity/audacity>
- Ballintijn MR, ten Cate C. 1997. Sex differences in the vocalizations and syrinx of the Collared Dove (*Streptopelia decaocto*). *Auk*. 114:22–39.
- Barbraud C, Mariani A, Jouventin P. 2000. Variation in call properties of the Snow Petrel, *Pagodroma nivea*, in relation to sex and body size. *Australian Journal of Zoology*. 48:421–430.
- Bates D, Maechler M, Bolker BM, Walker S. 2015. Fitting linear mixed-effects models using {lme4}. *Journal of Statistical Software*. 67:1–48.
- Boncoraglio G, Saino N. 2007. Habitat structure and the evolution of bird song: A meta-analysis of the evidence for the acoustic adaptation hypothesis. *Functional Ecology*. 21:134–142.
- Butchart S, Seddon N, Ekstrom J. 1999. Yelling for sex: Harem males compete for female access in Bronze-winged Jacanas. *Animal Behaviour*. 57:637–646.
- Cardoso GC. 2012. Paradoxical calls: The opposite signaling role of sound frequency across bird species. *Behavioral Ecology*. 23:237–241.
- Cardoso GC. 2013. Using frequency ratios to study vocal communication. *Animal Behaviour*. 85:1529–1532.
- Cardoso GC, Mamede AT, Atwell JW, Mota PG, Ketterson ED, Price TD. 2008. Song frequency does not reflect differences in body size among males in two oscine species. *Ethology*. 114:1084–1093.
- Cardoso GC, Price TD. 2010. Community convergence in bird song. *Evolutionary Ecology*. 24:447–461.
- Catchpole CK, Slater PJB. 2008. Bird song: Biological themes and variations. 2nd edition. Cambridge (MA): Cambridge University Press.
- Ceugniet M, Aubin T. 2001. The rally call recognition in males of two hybridizing partridge species, Red-legged (*Alectoris rufa*) and Rock (*A. graeca*) partridges. *Behavioural Processes*. 55:1–12.
- Clarkson CE. 2007. Food supplementation, territory establishment, and song in the Prothonotary Warbler. *Wilson Journal of Ornithology*. 119:342–349.
- de Kort SR, den Hartog PM, ten Cate C. 2002. Vocal signals, isolation and hybridization in the Vinaceous Dove (*Streptopelia vinacea*) and the Ring-necked Dove (*S. capicola*). *Behavioral Ecology and Sociobiology*. 51:378–385.
- den Hartog PM, de Kort SR, ten Cate C. 2007. Hybrid vocalizations are effective within, but not outside, an avian hybrid zone. *Behavioral Ecology*. 18:608–614.
- Derégnaucourt S, Guyomarc’h JC. 2003. Mating call discrimination in female European (*Coturnix c. coturnix*) and Japanese quail (*Coturnix c. japonica*). *Ethology*. 109:107–119.
- Derryberry EP. 2009. Ecology shapes birdsong evolution: Variation in morphology and habitat explains variation in White-crowned Sparrow song. *American Naturalist*. 174:24–33.
- Emlen ST, Oring LW. 1977. Ecology, sexual selection, and evolution of mating systems. *Science*. 197:215–223.
- Emlen ST, Wrege PH. 2004. Size dimorphism, intrasexual competition, and sexual selection in Wattled Jacana (*Jacana jacana*), a sex-role-reversed shorebird in Panama. *Auk*. 121:391–403.
- Endler JA. 1992. Signals, signal conditions, and the direction of evolution. *American Naturalist*. 139:S125–S153.
- Geberzahn N, Goymann W, Muck C, ten Cate C. 2009. Females alter their song when challenged in a sex-role reversed bird species. *Behavioral Ecology and Sociobiology*. 64:193–204.
- Geberzahn N, Goymann W, ten Cate C. 2010. Threat signaling in female song – Evidence from playbacks in a sex-role reversed bird species. *Behavioral Ecology*. 21:1147–1155.
- Gee JM. 2005. No species barrier by call in an avian hybrid zone between California and Gambel’s quail (*Callipepla californica* and *C. gambelii*). *Biological Journal of the Linnean Society*. 86:253–264.
- Gil D, Gahr M. 2002. The honesty of bird song: Multiple constraints for multiple traits. *Trends in Ecology & Evolution*. 17:133–141.
- Goymann W, Wittenzellner A, Wingfield JC. 2004. Competing females and caring males. Polyandry and sex-role reversal in African Black Coucals, *Centropus grillii*. *Ethology*. 110:807–823.
- Grether GF, Anderson CN, Drury JP, Kirschel ANG, Losin N, et al. 2013. The evolutionary consequences of interspecific aggression. *Annals of the New York Academy of Sciences*. 1289:48–68.
- Grether GF, Peiman KS, Tobias JA, Robinson BW. 2017. Causes and consequences of behavioral interference between species. *Trends in Ecology & Evolution*. 32:760–772.
- Haavie J, Borge T, Bures S, Garamszegi LZ, Lampe HM, et al. 2004. Flycatcher song in allopatry and sympatry – Convergence, divergence and reinforcement. *Journal of Evolutionary Biology*. 17:227–237.
- Herting BL, Belthoff JR. 2001. Bounce and double trill songs of male and female Western Screech-Owls: Characterization and usefulness for classification of sex. *Auk*. 118:1095–1101.
- Hewitt GM. 1988. Hybrid zones – Natural laboratories for evolutionary studies. *Trends in Ecology & Evolution*. 3:158–167.
- Hudson EJ, Price TD. 2014. Pervasive reinforcement and the role of sexual selection in biological speciation. *Journal of Heredity*. 105:821–833.
- Jenni DA. 1974. Evolution of polyandry in birds. *Integrative and Comparative Biology*. 14:129–144.
- Jenni DA, Collier G. 1972. Polyandry in the American Jacana (*Jacana spinosa*). *Auk*. 89:743–765.
- Jenni DA, Gamba RD, Betts BJ. 1974. Acoustic behavior of the Northern Jacana. *Living Bird*. 13:193–210.

- Jenni DA, Mace TR. 1999. Northern Jacana (*Jacana spinosa*). In: Rodewald PG, editor. Birds of North America. Version 2. Ithaca (NY): Cornell Lab of Ornithology.
- Kingsley EP, Eliason CM, Riede T, Li Z, Hiscock TW, et al. 2018. Identity and novelty in the avian syrinx. Proceedings of the National Academy of Sciences USA. 115:10209–10217.
- Kirschel ANG, Seddon N, Tobias JA. 2019. Range-wide spatial mapping reveals convergent character displacement of bird song. Proceedings of the Royal Society B. 286:17–19.
- Lachlan RF. 2007. Luscinia: A bioacoustics analysis computer program. <https://rflachlan.github.io/Luscinia/>
- Lachlan RF, Servedio MR. 2004. Song learning accelerates allopatric speciation. Evolution. 58:2049–2063.
- Laiolo P, Rolando A. 2003. The evolution of vocalisations in the genus *Corvus*: Effects of phylogeny, morphology and habitat. Evolutionary Ecology. 17:111–123.
- Lipshutz SE. 2017. Divergent competitive phenotypes between females of two sex-role-reversed species. Behavioral Ecology and Sociobiology. 71:106.
- Lipshutz SE, Meier JJ, Derryberry GE, Miller MJ, Seehausen O, Derryberry EP. 2019. Differential introgression of a female competitive trait in a hybrid zone between sex-role reversed species. Evolution. 73:188–201.
- Lipshutz SE, Overcast IA, Hickerson MJ, Brumfield RT, Derryberry EP. 2017. Behavioural response to song and genetic divergence in two subspecies of White-crowned Sparrows (*Zonotrichia leucophrys*). Molecular Ecology. 26:3011–3027.
- Mace TR. 1981. Causation, function, and variation of the vocalizations of the Northern Jacana (*Jacana spinosa*) [dissertation]. Missoula (MT): University of Montana.
- Maurer G, Smith C, Süsser M, Magrath RD. 2008. Solo and duet calling in the Pheasant Coucal: Sex and individual call differences in a nesting cuckoo with reversed size dimorphism. Australian Journal of Zoology. 56:143–149.
- Miller EH, Baker AJ. 2009. Antiquity of shorebird acoustic displays. Auk. 126:454–459.
- Miller MJ, Lipshutz SE, Smith NG, Bermingham E. 2014. Genetic and phenotypic characterization of a hybrid zone between polyandrous Northern and Wattled jacanas in Western Panama. BMC Evolutionary Biology. 14:227.
- Morton ES. 1975. Ecological selection on avian sounds. American Naturalist. 109:12–34.
- Odom KJ, Benedict L. 2018. A call to document female bird songs: Applications for diverse fields. Auk: Ornithological Advances. 135:314–325.
- Odom KJ, Mennill DJ. 2010. A quantitative description of the vocalizations and vocal activity of the Barred Owl. Condor. 112:549–560.
- Pfennig KS. 2016. Reinforcement as an initiator of population divergence and speciation. Current Zoology. 62:145–154.
- Pincheira-Donoso D, Hunt J. 2017. Fecundity selection theory: Concepts and evidence. Biological Reviews. 92:341–356.
- Price TD. 2008. Speciation in birds. Greenwood Village (CO): Roberts and Company Publishers.
- R Core Team. 2019. R: A language and environment for statistical computing. Version 4.0.0. Vienna (Austria): R Foundation for Statistical Computing.
- Riebel K, Odom KJ, Langmore NE, Hall ML. 2019. New insights from female bird song: Towards an integrated approach to studying male and female communication roles. Biology Letters. 15:1–7.
- Ryan MJ, Brenowitz EA. 1985. The role of body size, phylogeny, and ambient noise in the evolution of bird song. American Naturalist. 126:87–100.
- Seddon N. 2005. Ecological adaptation and species recognition drives vocal evolution in Neotropical suboscine birds. Evolution. 59:200–215.
- Seneviratne SS, Jones IL, Carr SM. 2012. Patterns of vocal divergence in a group of non-oscine birds (auklets; Alcidae, Charadriiformes). Evolutionary Ecology Research. 14:95–112.
- Slabbekoorn H, Smith TB. 2002. Bird song, ecology and speciation. Philosophical Transactions of the Royal Society B. 357:493–503.
- Sordahl T. 1979. Vocalizations and behavior of the Willet, *Catoptrophorus semipalmatus*. Wilson Bulletin. 91:551–574.
- Sung HC, Miller EH, Flemming SP. 2005. Breeding vocalizations of the Piping Plover (*Charadrius melodus*): Structure, diversity, and repertoire organization. Canadian Journal of Zoology. 83:579–595.
- Taoka M, Sato T, Kamada T, Okumura H. 1989. Sexual dimorphism of chatter-calls and vocal sex recognition in Leach's Storm-Petrels (*Oceanodroma leucorhoa*). Auk. 106:498–501.
- Tobias JA, Aben J, Brumfield RT, Derryberry EP, Halfwerk W, et al. 2010. Song divergence by sensory drive in Amazonian birds. Evolution. 64:2820–2839.
- Tobias JA, Cornwallis CK, Derryberry EP, Claramunt S, Brumfield RT, Seddon N. 2014. Species coexistence and the dynamics of phenotypic evolution in adaptive radiation. Nature. 506:359–363.
- Uy JAC, Irwin DE, Webster MS. 2018. Behavioral isolation and incipient speciation in birds. Annual Review of Ecology, Evolution, and Systematics. 49:1–24.
- Wheatcroft D, Qvarnström A. 2017. Reproductive character displacement of female, but not male song discrimination in an avian hybrid zone. Evolution. 71:1776–1786.
- Wilkins MR, Seddon N, Safran RJ. 2013. Evolutionary divergence in acoustic signals: Causes and consequences. Trends in Ecology & Evolution. 28:156–66.