

## First Hydrothermal Vent Communities from the Indian Ocean Discovered

Authors: Hashimoto, Jun, Ohta, Suguru, Gamo, Toshitaka, Chiba, Hitoshi, Yamaguchi, Toshiyuki, et al.

Source: Zoological Science, 18(5) : 717-721

Published By: Zoological Society of Japan

URL: <https://doi.org/10.2108/zsj.18.717>

---

The BioOne Digital Library (<https://bioone.org/>) provides worldwide distribution for more than 580 journals and eBooks from BioOne's community of over 150 nonprofit societies, research institutions, and university presses in the biological, ecological, and environmental sciences. The BioOne Digital Library encompasses the flagship aggregation BioOne Complete (<https://bioone.org/subscribe>), the BioOne Complete Archive (<https://bioone.org/archive>), and the BioOne eBooks program offerings ESA eBook Collection (<https://bioone.org/esa-ebooks>) and CSIRO Publishing BioSelect Collection (<https://bioone.org/csiro-ebooks>).

Your use of this PDF, the BioOne Digital Library, and all posted and associated content indicates your acceptance of BioOne's Terms of Use, available at [www.bioone.org/terms-of-use](http://www.bioone.org/terms-of-use).

Usage of BioOne Digital Library content is strictly limited to personal, educational, and non-commercial use. Commercial inquiries or rights and permissions requests should be directed to the individual publisher as copyright holder.

---

BioOne is an innovative nonprofit that sees sustainable scholarly publishing as an inherently collaborative enterprise connecting authors, nonprofit publishers, academic institutions, research libraries, and research funders in the common goal of maximizing access to critical research.

# First Hydrothermal Vent Communities from the Indian Ocean Discovered

Jun Hashimoto<sup>1\*</sup>, Suguru Ohta<sup>2</sup>, Toshitaka Gamo<sup>3</sup>, Hitoshi Chiba<sup>4</sup>,  
Toshiyuki Yamaguchi<sup>5</sup>, Shinji Tsuchida<sup>1</sup>, Takamoto Okudaira<sup>6</sup>,  
Hajime Watabe<sup>1</sup>, Toshiro Yamanaka<sup>7</sup> and Mitsuko Kitazawa<sup>2</sup>

<sup>1</sup>*Marine Ecosystems Research Department, Japan Marine Science and Technology Center (JAMSTEC),  
2-15 Natsushima, Yokosuka, Kanagawa 237-0061, Japan,*

<sup>2</sup>*Ocean Research Institute, University of Tokyo, 1-15-1 Minamidai, Nakano,  
Tokyo 164-8639, Japan,*

<sup>3</sup>*Graduate School of Science, Hokkaido University, N10 W8,  
Sapporo 060-0810, Japan,*

<sup>4</sup>*Institute for Study of the Earth's Interior, Okayama University, 827 Yamada, Misasa,  
Tohaku, Tottori 682-0193, Japan,*

<sup>5</sup>*Marine Biosystems Research Center, Chiba University, 1-33 Yayoi, Inage,  
Chiba 263-8522, Japan,*

<sup>6</sup>*Faculty of Science, Osaka City University, 3-3-138 Sugimoto, Sumiyoshi,  
Osaka 558-8585, Japan, and*

<sup>7</sup>*Institute of Geoscience, University of Tsukuba, 1-1-1 Tennoudai,  
Ibaraki, Tsukuba 305-8571, Japan*

---

**ABSTRACT**—Thriving chemosynthetic communities were located for the first time in the Indian Ocean between 2420 and 2450 m, on a volcanic knoll at the eastern crest of an axial valley, approximately 22 km north of the Rodriguez Triple Junction. The communities were distributed in a 40m by 80m field around the knoll. At least seven active vent sites, including black smoker complexes that were emitting superheated water at 360°C, were observed at the field. The faunal composition of the Indian Ocean hydrothermal vent communities had links to both Pacific and Atlantic vent assemblages. This discovery supports the hypothesis that there is significant communication between vent faunas in the Pacific and Atlantic Oceans via active ridges in the Indian Ocean.

---

## INTRODUCTION

The discovery of deep-sea chemosynthetic communities associated with thermally active spreading centers has had a major impact on ocean sciences in the latter half of the twentieth century. Exploration of these communities using submersibles has revealed not only completely new forms of life, but also had implications reaching far beyond a new understanding of the diversity of life in the deep oceans. As yet, even a fundamental understanding of the prevalence of hydrothermal vent communities, or the biogeographical patterns and life histories of vent fauna remains far from complete. One hypothesis explaining the biogeography of vent faunas on a global scale states that chemosynthetic commu-

nities have dispersed along active hydrothermal systems in a “stepping stone” linking the world’s oceans (Tunnicliffe and Fowler 1996; Tunnicliffe *et al.* 1998). Many such communities have been reported along active margins in the Atlantic Ocean (Van Dover 1995; Gebruk *et al.* 1997) and Pacific Ocean (Hessler and Lonsdale 1991; Tunnicliffe 1991; Lutz and Kennish 1993; Desbruyères *et al.* 1994; Hashimoto *et al.* 1995), but none to date had been discovered in the Indian Ocean. Accordingly, oceanographers have been searching for hydrothermal communities in the Indian Ocean to gain a fuller understanding of the biogeography of chemosynthetic faunas. Evidence suggesting their presence in the Indian Ocean has been reported previously without directly detecting any vent sites (e.g., detection of hydrothermal plumes (Herzig and Plüger 1988; German *et al.* 1998), sampling of vent organisms (Southward *et al.* 1997), and sampling of sulfides (Münch *et al.* 1999)).

A research cruise was planned by the Japan Marine Sci-

---

\* Corresponding author: Tel. +81-468-67-3844;  
FAX. +81-468-66-5541.  
E-mail: hashimotoj@jamstec.go.jp

ence and Technology Center (JAMSTEC) in order to search for hydrothermalism and associated biological communities in the Indian Ocean. The survey area was selected because hydrothermal plumes with CH<sub>4</sub>, Mn, Fe and light transmission anomalies were observed during previous cruises by the Research Vessel (R/V) *Hakuho Maru* as well as dives of the manned submersible *Shinkai 6500* (Gamo *et al.* 1996; Fujimoto *et al.* 1999). The first chemosynthetic communities in the Indian Ocean were discovered during the cruise. Preliminary analyses show that the faunal composition of the Indian Ocean communities is intermediate between some Atlantic and Pacific communities. These observations provide the first direct evidence supporting the global dispersal of common chemosynthetic genera via the active spreading ridges of the Indian Ocean.

### MATERIALS AND METHODS

In August 2000, a research cruise using the Remotely Operated Vehicle (ROV) *Kaiko* and its support ship, the R/V *Kairei*, was conducted along the northern extremity of the first segment of the Central Indian Ridge, approximately 22 km north of the Rodriguez Triple

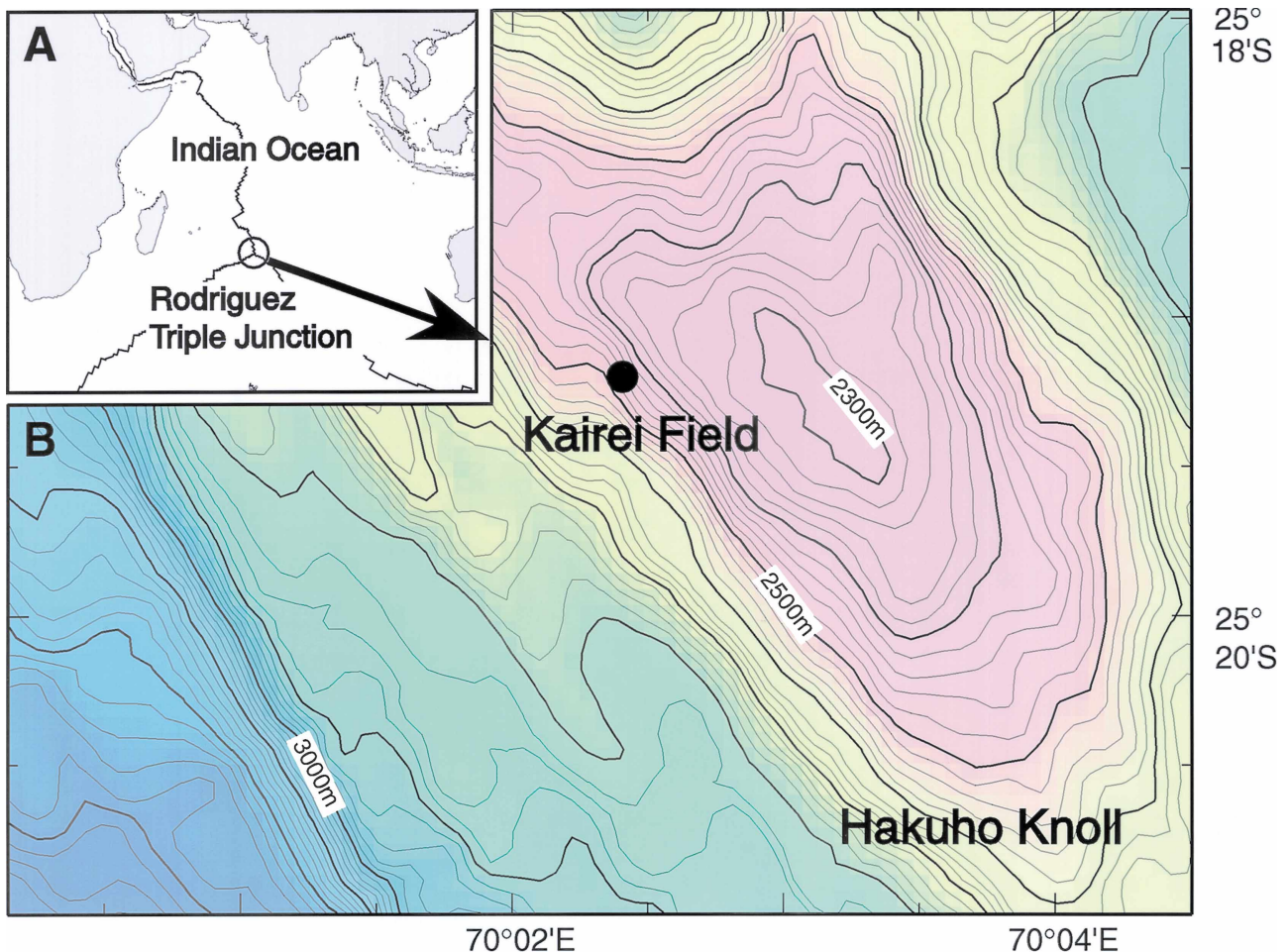
Junction (Fig. 1). Surveys focused on a small volcanic knoll (named the Hakuho Knoll; Fig.1). Prior to the ROV dives, topographic surveys using a SeaBeam 2100 on the R/V *Kairei*, tow-yo observations using a CTD and transmissiometer and biological and geological observations using a deep tow TV camera system were conducted as site surveys. After the site surveys, four dives were made using the ROV *Kaiko* along the western slope of the knoll.

During the dives, vent organisms were collected using a suction sampler (Hashimoto *et al.*, 1992). The preliminary faunal list was made out based on the collected biological samples and the video records. The *in situ* temperature of the vent fluids and pH value of the sampled vent fluids were measured using a self-recorded thermometer (Rigo-Sha Co. Ltd., RMT-0-400) and a pH meter (Metrohm Co. Ltd., Model-1654), respectively.

The similarity at the familial level between the Indian Ocean vent fauna and the other vent faunas (Tunnicliffe *et al.*, 1998; Hashimoto *et al.*, 1995; Hessler and Lonsdale, 1991; Hashimoto *et al.*, 1999; Desbruyères *et al.*, 1994) was examined using the coefficient of community (Jaccard, 1902).

### RESULTS AND DISCUSSION

During the site surveys, evidence suggesting hydrothermalism including light transmission anomalies, discolored



**Fig. 1.** (A) Map showing the Rodriguez Triple Junction (open circle). (B) Bathymetric map (20 m contours) of the Hakuho Knoll located north of the Rodriguez Triple Junction in the Indian Ocean. Solid circle indicates the active hydrothermal field named the Kairei Field (25°19.17'S, 70°02.40'E).




areas, dead vesicomid clams and aggregations of actinians were observed along the western slope of the Hakuho Knoll. On August 25, 2000, the *Kaiko* successfully located the first active hydrothermal site in the Indian Ocean. Heated effluent plumes with densely associated biological communities were distributed in a 40 m by 80 m field around the knoll between depths of 2420 m and 2450 m (25°19.17'S, 70°02.40'E). This area was named the Kairei Field. We observed at least seven active vent sites including black smoker complexes, the largest of which was over 10 m in height. The maximum temperature measured from an active black smoker (Fig. 2) was 360°C and the pH (at 25°C) was 3.4.

Communities were dominated by swarms of densely packed shrimp belonging to the genus *Rimicaris* and crowded beds of actinians belonging to the family Actinostolidae (Fig. 3). This is similar in appearance to the Atlantic vent sites TAG, Broken Spur, and Snake Pit (Van Dover 1995; Gebruk *et al.* 1997); *Rimicaris* had been previously reported only from the Atlantic Ocean. However, the iphitimidid polychaete, *Ophryotrocha*, the provannid gastropod *Alviniconcha*, the bythograeid crab *Austinograea*, and the scapellid cirriped *Neolepas*, known previously only from the Pacific Ocean (Tunnicliffe *et al.*, 1998; Hessler and Lonsdale, 1991; Desbruyères *et al.*, 1994; Southward *et al.*, 1997; Hashimoto *et al.*, 1999), were found and captured at the Kairei Field. Shells, but no live individuals, of the vesicomid clam


were also observed close to the Kairei Field. The clams and other vent organisms observed including actinostolid actinians, *Branchiopolynoe* polynoids, *Lepetodrilus* limpets, *Phymorhynchus* gastropods, *Bathymodiolus* mussels, *Chorocaris* shrimp and *Munidopsis* galatheids were reported from both Atlantic and Pacific hydrothermal vent sites (Tunnicliffe *et al.*, 1998; Gebruk *et al.*, 2000). Although our observation time was limited, it is interesting to note that no new families were found. Twenty species of vent-specific organisms were collected within and near the Kairei Field, and additional six species were observed (Table 1).

Although our observations were preliminary, a coefficient of community comparison at the familial level between the hydrothermal vent faunas in the Indian Ocean (Kairei Field) and those in the northeastern, eastern, northwestern and southwestern Pacific and Atlantic Oceans was instructive. Taxa included were limited to: actinians, polychaetes, gastropods, bivalves, cirripeds, shrimps, brachyuran crabs, galatheids, holothurians and fishes observed and/or captured at the Kairei Field. The southwestern and northwestern Pacific both showed a closer affinity to the Indian Ocean site than did the eastern Pacific Ocean or Atlantic Ocean, while the northeastern Pacific sites had a coefficient of community somewhat lower than these groups (see Table 2). This suggests that significant communication exists between the vent fauna in the western Pacific Ocean and the Indian Ocean despite no dis-



**Fig. 2.** Measuring the temperature of an active black smoker by the ROV *Kaiko* at the Kairei Field. The temperature of superheated water was 360°C at maximum. *Rimicaris* and *Chorocaris* shrimps and *Austinograea* crabs are aggregated at the base of the black smoker (25°19.17'S, 70°02.37'E, 2450 m).





**Fig. 3.** Typical scene characterized by *Rimicaris* swarms and sea anemone aggregations at the Kairei Field. Living beds of *Bathymodiolus* mussels can be observed in the bottom corners. *Austinograea* crabs are observed along the mussel beds (25°19.16'S, 70°02.34'E, 2436 m).

**Table 1.** Preliminary faunal list from the Kairei Field

#	Phylum	Class	Order	Fmily	Genus & Species	Remarks*
1	Cnidaria	Anthozoa	Actiniaria	Actinostolidae	gen. sp. 1	C
2					gen. sp. 2	C
3			Ceriantharia	Cerianthidae	gen. sp.	V
4	Annelida	Polychaeta	Eunicida	Iphitimidae	<i>Ophryotrocha</i> sp.	C
5			Phyllodocida	Polynoidae	<i>Branchipolinoe</i> cf. <i>symmytilida</i>	C
6					gen. sp. 1	C
7					gen. sp. 2?	C
8	Molluscs	Gastropoda	Patellogastropoda	Neolepetopsidae	gen. sp.	C
9				Acmaeidae	<i>Bathyacmaea</i> sp.	C
10			Vetigastropoda	Lepetodrilidae	<i>Lepetodrilus</i> sp.	C
11			Caenogastropoda	Provannidae	<i>Alviniconcha</i> sp.	C
12					<i>Provoanna</i> sp.	C
13				Turridae	<i>Phymorynchus</i> aff. <i>ovatus</i>	C
14			Neogastropoda	Cancellariidae	<i>Admete</i> sp.	C
15					unidentified gastropoda	C
16		Bivalvia	Veneroida	Vesicomidae	<i>Calyptogena</i> sp. (dead shells)	V
17			Mytiloidea	Mytilidae	<i>Bathymodiolus</i> sp.	C
18	Arthropoda	Crustacea	Cirripedia	Scalpellidae	<i>Neolepas</i> sp.	C
19			Decapoda	Alvinocarididae	<i>Rimicaris</i> sp.	C
20					<i>Chorocaris</i> sp. ?	C
21					gen. sp.	V
22				Galatheaidae	<i>Munidopsis</i> sp.	V
23				Bythograeidae	<i>Austinograea</i> sp.	C
24	Echinodermata	Holothuroidea	Holothuriida	Synaptidae	gen. sp.	V
25	Chordata	Osteichthyes	Anguilliformes	Synphobranchidae	gen. sp.	V
26			Perciformes	Zoarcidae	gen. sp.	C

\* C: collected, V: only video recorded

**Table 2.** Comparison of the coefficient of community (CC) at the familial level between the Indian Ocean vent fauna and other vent faunae. NEP: northeastern Pacific Ocean; EP: eastern Pacific Ocean; NWP: northwestern Pacific Ocean; SWP: southwestern Pacific Ocean; AO: Atlantic Ocean.

Oceans	NEP	EP	NEP	SWP	AO
Vent Sites	Explorer <sup>1</sup> Juan de Fuca <sup>1</sup> Gorda <sup>1</sup>	Guaymas <sup>1</sup> 21°N/EPR <sup>1</sup> 9–13°N/EPR Galapagos <sup>1</sup> 23–27°N/EPR <sup>1</sup>	Minami-Ensei <sup>2</sup> Mariana <sup>3</sup>	Manus <sup>4</sup> North Fiji <sup>5</sup> Lau <sup>5</sup>	Lucky Strike <sup>1</sup> Broken Spur <sup>1</sup> TAG <sup>1</sup> Snake Pit <sup>1</sup>
CC (Indian Ocean)	0.23	0.29	0.34	0.33	0.29

Sources, Tunnicliffe *et al.*, 1998<sup>1</sup>; Hashimoto *et al.*, 1995<sup>2</sup>; Hessler and Lonsdale, 1991<sup>3</sup>; Hashimoto *et al.*, 1999<sup>4</sup>; Desbruyeres *et al.*, 1994<sup>5</sup>

tinct plate boundary between the back-arc complex to the north of New Zealand and the southeastern Indian Ridge (Tunnicliffe *et al.* 1998). Similar communication also exists between the Indian and Atlantic Oceans via the southwestern Indian Ridge and the south Mid-Atlantic Ridge. These are significant observations as they lend support to the hypothesis that much of the Atlantic fauna is derived from the Pacific by way of the western Pacific and Indian Oceans (Tunnicliffe and Fowler 1996; Tunnicliffe *et al.* 1998). The discovery of active chemosynthetic communities in the Indian Ocean of this study will undoubtedly yield significant advances in our understanding of the global-scale biogeography of vent fauna.

#### ACKNOWLEDGMENTS

We express our sincere thanks to Cindy L. Van Dover, James C. Hunt and James P. Barry for their invaluable comments on this manuscript. Our thanks are also due to Takashi Okutani and Tomoyuki Miura, Yoshihiro Fujiwara and Dhugal J. Lindsay for their helpful discussion. We are indebted to the captain and crew of the R/V *Kairei*, the *Kaiko* operations team and the *Deep Tow* operations team for their cooperation during the cruise.

#### REFERENCES

- Desbruyeres D, Alayse-Danet AM, Ohta S, the Scientific Parties of the BIOLAU & STARMER Cruises (1994) Deep-sea hydrothermal communities in Southwestern Pacific back-arc basins (the North-Fiji and Lau Basins): Composition, microdistribution and food web. *Marine Geology* 116: 227–242
- Fujimoto H, Cannat M, Fujioka K, Gamo T, German C, Mével C, Münch U, Ohta S, Oyaizu M, Parson L, Searle R, Sohrin Y, Yama-ashi T (1999) First submersible investigations of mid-ocean ridges in the Indian Ocean. *InterRidge News* 8(1): 22–24
- Gamo T, Nakayama E, Shitashima K, Isshiki K, Obata H, Okamura K, Kanayama S, Oomori T, Koizumi T, Matsumoto S, Hasumoto H (1996) Hydrothermal plumes at the Rodriguez triple junction, Indian ridge. *Earth and Planetary Science Letters* 142: 261–270
- Gebbruk AV, Galkin SV, Vereshchaka AL, Moskalev LI, Southward AJ (1997) Ecology and biogeography of the hydrothermal vent fauna of the Mid-Atlantic Ridge. *Advances in Marine Biology* 32: 93–144
- Gebbruk AV, Chevaldonné P, Shank T, Vrijenhoek RC, Lutz RA (2000) Deep-sea hydrothermal vent communities of the Logatchev area (14°45'N, Mid-Atlantic Ridge): diverse biotopes and high biomass. *Journal of the Marine Biological Association of the United Kingdom* 80: 383–393

- German CR, Baker ET, Mével C, Tamaki K, the FUJI Science Team (1998) Hydrothermal activity along the southwest Indian ridge. *Nature* 395: 490–493
- Hashimoto J, Fujikura K, Aoki T, Tsukioka S (1992) Development of a suction sampler (Slurp Gun) for deep sea organisms. *JAMSTEC Journal of Deep Sea Research* 8: 367–372 (In Japanese with English abstract and legends)
- Hashimoto J, Ohta S, Fujikura K, Miura T (1995) Microdistribution pattern and biogeography of the hydrothermal vent communities of the Minami-Ensei Knoll in the Mid-Okinawa Trough, Western Pacific. *Deep-Sea Research I* 42 (4): 577–598
- Hashimoto J, Ohta S, Fiala-Médioni A, Auzende JM, Kojima S, Segonzac M, Fujiwara Y, Hunt JC, Gena K, Miura T, Kikuchi T, Yamaguchi T, Toda T, Chiba H, Tsuchida S, Ishibashi J, Henry K, Zbinden M, Pruski A, Inoue A, Kobayashi H, Birrien JL, Naka J, Yamanaka T, Laporte C, Nishimura K, Yeats C, Malagun S, Kia P, Oyaizu M, Katayama T (1999) Hydrothermal vent communities in the Manus Basin, Papua New Guinea: Results of the BIOACCESS cruises '96 and '98. *InterRidge News* 8(2): 12–18
- Herzig PM, Plüger WL (1988) Exploration for hydrothermal activity near the Rodriguez Triple Junction, Indian Ocean. *Canadian Mineralogist* 26: 721–736
- Hessler RR, Lonsdale PF (1991) Biogeography of Mariana Trough hydrothermal vent communities. *Deep-Sea Research* 38(2): 185–199
- Jaccard P (1902) Gezette der pflanzenverthertheilund in der alpinen region. *Flora* 90: 349–377
- Lutz RA, Kennish MJ (1993) Ecology of deep-sea hydrothermal vent communities. *Review of Geophysics* 31: 211–241
- Münch U, Blum N, Halbach P (1999) Mineralogical and geochemical features of sulfide chimneys from the MESO zone, Central Indian Ridge. *Chemical Geology* 155: 29–44
- Southward AJ, Newman WA, Tunnicliffe V, Scheirer D, Johnson K (1997) Biological indicators confirm hydrothermal venting on the Southeast Indian Ridge. *BRIDGE Newsletter* 12: 35–39
- Tunnicliffe V (1991) The biology of hydrothermal vents: ecology and evolution. *Oceanography and Marine Biology: an Annual Review* 29: 319–407
- Tunnicliffe V, Fowler MR (1996) Influence of sea-floor spreading on the global hydrothermal vent fauna. *Nature* 379: 531–533
- Tunnicliffe V, McArthur AG, McHugh D (1998) A biogeographical perspective of the deep-sea hydrothermal vent fauna. In "Advances in Marine Biology Vol 34" Ed by JHS Blaxter, AJ Southward, PA Tyler, Academic Press, San Diego, pp 353–442
- Van Dover CL (1995) Ecology of Mid-Atlantic Ridge hydrothermal vents. In "Hydrothermal Vents and Process" Ed by LM Parson, CL Walker, DR Dixon, Geological Society London, Special Publication 87, pp 257–294

(Received February 1, 2001 / Accepted March 23, 2001)