

On linyphiid spiders collected by Antoine Senglet on Corsica, with the description of a new species (Araneae, Linyphiidae)

Author: Tanasevitch, Andrei V.

Source: Revue suisse de Zoologie, 126(1) : 43-51

Published By: Muséum d'histoire naturelle, Genève

URL: <https://doi.org/10.5281/zenodo.2619516>

BioOne Complete (complete.BioOne.org) is a full-text database of 200 subscribed and open-access titles in the biological, ecological, and environmental sciences published by nonprofit societies, associations, museums, institutions, and presses.

Your use of this PDF, the BioOne Complete website, and all posted and associated content indicates your acceptance of BioOne's Terms of Use, available at www.bioone.org/terms-of-use.

Usage of BioOne Complete content is strictly limited to personal, educational, and non - commercial use. Commercial inquiries or rights and permissions requests should be directed to the individual publisher as copyright holder.

BioOne sees sustainable scholarly publishing as an inherently collaborative enterprise connecting authors, nonprofit publishers, academic institutions, research libraries, and research funders in the common goal of maximizing access to critical research.

On linyphiid spiders collected by Antoine Senglet on Corsica, with the description of a new species (Araneae, Linyphiidae)

Andrei V. Tanasevitch

A.N. Severtsov Institute of Ecology and Evolution, Russian Academy of Sciences, Leninsky prospekt, 33, Moscow 119071, Russia. E-mail: tanasevitch@gmail.com

Abstract: Spiders collected by Antoine Senglet on Corsica include 26 linyphiid species, one of which, *Bolyphantes subtiliseta* sp. nov., is described as new from a male and a female. The male of *Trichoncus hirtus* Denis, 1965 is described for the first time. Three new combinations are proposed: *Improphantes huberti* (Wunderlich, 1980) comb. nov. and *Palliduphantes corsicos* (Wunderlich, 1980) comb. nov., both ex *Lepthyphantes* Menge, 1866; *P. gladiola* (Simon, 1884) comb. nov. ex *Mansuphantes* Saaristo & Tanasevitch, 1996. *Agyneta mollis* (O. Pickard-Cambridge, 1871), *Entelecara acuminata* (Wider, 1834), *Minicia marginella* (Wider, 1834) and *Trichoncus hackmani* Millidge, 1955 are reported as new for the Corsican fauna; *Agyneta mesasiatica* Tanasevitch, 2000 is new for the Corsican and for the French fauna. In addition, a new locality of *A. mesasiatica* from Italy (Toscana) is given. The type of distribution is given for each species. The linyphiid fauna of Corsica is rich, containing at least 94 species, and can be characterized as Mediterranean, with a high proportion of presumed endemics (14%).

Keywords: French fauna - Italian fauna - new combinations - new records - endemism.

INTRODUCTION

The spider fauna of Corsica is quite well known and currently includes 557 species, 88 of which are linyphiids (Canard, 1989; Lissner, 2016; Helsdingen, 2018; etc.). The large number of linyphiid species is a surprise for this small and rather arid island, nevertheless, spiders collected by Antoine Senglet in 1971 revealed another five linyphiid species new for Corsica, and one new for science.

The aim of the present paper is to list the linyphiid spiders collected by A. Senglet at different localities on Corsica, and to describe a new species and the previously unknown male of *Trichoncus hirtus* Denis, 1965.

MATERIAL AND METHODS

This paper is based on material kept at the Muséum d'histoire naturelle de Genève, Switzerland (MHNG), unless indicated otherwise. Specimens preserved in 70% ethanol were studied using a MBS-9 stereomicroscope. A Levenhuk C-800 digital camera was used for taking photos. The terminology of copulatory organs mainly follows that of Merrett (1963), Helsdingen (1965), Hormiga (2000) and Saaristo & Tanasevitch (1996). The chaetotaxy of Erigoninae is given in a formula,

e.g. 1.1.1.1, which refers to the number of dorsal spines on tibiae I-IV. In Micronetinae the chaetotaxy is given in a different formula, e.g., Ti I: 2-1-1-0, which means that tibia I has two dorsal spines, one pro-, one retrolateral spine, and no ventral spines (the apical spines are disregarded). The sequence of leg segment measurements is as follows: femur + patella + tibia + metatarsus + tarsus. All measurements are given in mm. All scale bars in the figures correspond to 0.1 mm, unless indicated otherwise. Figure numbers are given above the scale lines, the corresponding distance below. The range for each species is given based on its distribution records taken mostly from Helsdingen (2018) and from the World Spider Catalogue (2018).

Abbreviations

ARA	anterior radical apophysis
DSA	distal suprategular apophysis
E	embolus
EP	embolus proper
L	lamella characteristica
LL	lateral lobes
MD	median denticle
MM	median membrane
PH	pit hook

Manuscript accepted 29.11.2018

DOI: 10.5281/zenodo.2619516

PMP	posterior median plate
PO	prolateral outgrowth
R	radix
RO	retrolateral outgrowth
S	stretcher
TA	terminal apophysis
TmI	position of trichobothrium on metatarsus I
WH	hook on lateral walls
ZMMU	Zoological Museum of the Moscow State University, Moscow, Russia

RESULTS

Agyneta mesasiatica Tanasevitch, 2000

Material from Corsica examined: 1 male; FRANCE, Corsica, Prunelli di Casacconi; 22.V.1971; leg. A. Senglet. – 1 male; Porte Leccia; 2.VI.1971; leg. A. Senglet. – 2 males, 3 females; Porto; 4.VI.1971; leg. A. Senglet.

Additional material examined: 1 male; ITALY, Toscana, Mt Argentato, 280-400 m a.s.l.; 13.-14.II.1980; leg. A. Focarile.

Type material examined: ZMMU; 1 male paratype of *Agyneta mesasiatica*; AZERBAIJAN, Caucasus Mts, Talysh Mts, Amburdara near Gosmalian, *Populus* and *Salix* forest along stream, litter, under stones; 10.X.1983; leg. S. Golovatch. – ZMMU; 1 male paratype of *A. mesasiatica*; Baku, Musabekov; 24.VI.1976; leg. P. Dunin.

Remarks: *Agyneta mesasiatica* was hitherto known from the Caucasus (Azerbaijan; North Osetiya, Russia), W-Kopetdagh Mts (Turkmenistan) (Tanasevitch, 2000), and from throughout Iran (Tanasevitch, 2008, 2009). The species is new for the Corsican, French and Italian faunas (see Helsdingen, 2018). Porto on Corsica is the westernmost known locality of this species. The discovery of this species in the western Mediterranean region is surprising, but a thorough comparison of the new material with type specimens and with specimens from the Near East clearly show that all are conspecific.

Range: Ancient Mediterranean.

Agyneta mollis (O. Pickard-Cambridge, 1871)

Material examined: 1 male, 2 females; FRANCE, Corsica, Chiavari; 31.V.1971; leg. A. Senglet. – 1 male, 4 females; Ste Trinité - Porto-Vecchio; 25.V.1971; leg. A. Senglet. – 1 male; Ajaccio; 1.VI.1971; leg. A. Senglet.

Remarks: The species is new for the Corsican fauna.

Range: Palearctic-West Nearctic.

Agyneta pseudorurestris Wunderlich, 1980

Material examined: 1 male, 2 females; FRANCE, Corsica, Olmo; 5.VI.1971; leg. A. Senglet. – 1 male; Casalabriva; 29.V.1971; leg. A. Senglet.

Range: Mediterranean.

Alioranus pauper (Simon, 1881)

Material examined: 1 female; FRANCE, Corsica, Corte; 2.VI.1971; leg. A. Senglet.

Range: Mediterranean.

Araeoncus humilis (Blackwall, 1841)

Material examined: 3 males; FRANCE, Corsica, Olmo; 5.VI.1971; leg. A. Senglet. – 2 females; Prunelli-di-Casacconi; 22.VI.1971; leg. A. Senglet. – 2 males, 4 females; Filitosa, Olmeto, bank of river; 16.VI.1999; leg. A. Senglet.

Range: West Palearctic.

Bathyphantes gracilis (Blackwall, 1841)

Material examined: 2 females; FRANCE, Corsica, Porto; 4.VI.1971; leg. A. Senglet. – 1 female; Olmo; 5.VI.1971; leg. A. Senglet.

Range: Holarctic.

Bolyphantes subtiliseta sp. nov.

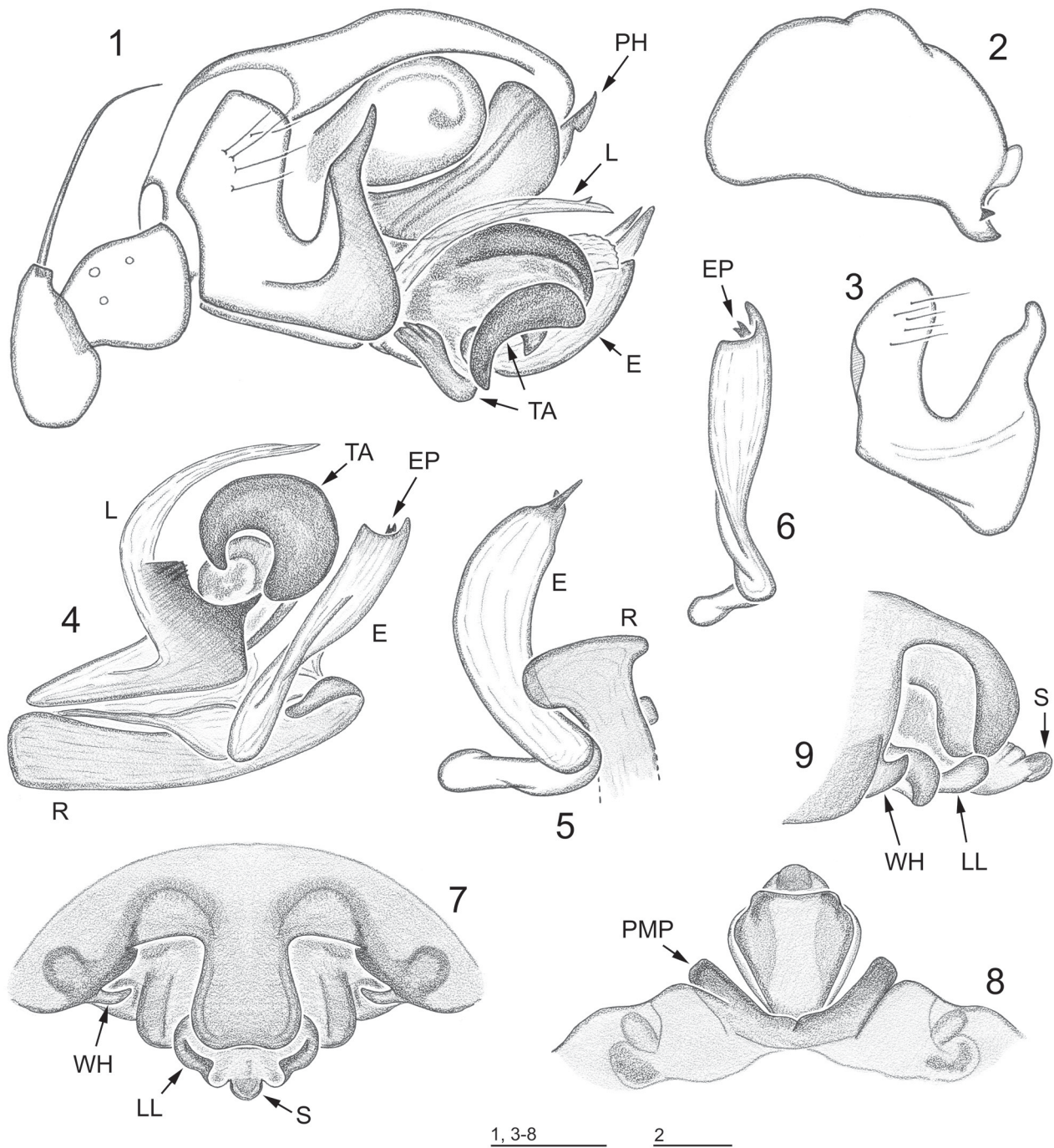
Figs 1-9

Holotype: Male; FRANCE, Corsica, Haut Asco, 1500-1700 m a.s.l.; 3.VI.1971; leg. A. Senglet.

Paratype: 1 female; collected together with the holotype.

Diagnosis: *Bolyphantes subtiliseta* sp. nov. clearly differs from all known congeners by the unarmed paracymbium and the reduced thumb on the embolus. The new species can be easily distinguished from the European representatives of the genus by a thin special seta (*sensu* Saaristo & Tanasevitch, 1996) on the palpal patella (vs. thick and serrate), by the narrow and relatively long lamella *characteristica* in the male, by the widely open epigynal cavity, as well as by the shape of the relatively large proscape.

Etymology: The specific epithet, a noun in apposition, is a combination of two words: “subtilis” and “seta”, referring to the shape of the special seta on the male palpal patella.



Figs 1-9. *Bolyphantes subtiliseta* sp. nov., male holotype (1-6) and female paratype (7-9). (1) Right palp, retrolateral view. (2) Cymbium, dorsal view. (3) Paracymbium, lateral view. (4) Embolic division. (5) Embolus and apex of radix. (6) Embolus. (7-9) Epigyne, ventral, dorsal and lateral view, respectively.

Description

Male holotype: Total length 2.30. Carapace unmodified, 1.10 long, 0.85 wide, pale brown. Chelicerae 0.45 long. Legs (most of them lost) pale brown. Leg I 6.58 long (1.75+0.35+1.78+1.70+1.00), IV: most segments lost, Fe 1.70 long. Chaetotaxy: most spines lost, see below, under description of female. TmI 0.18. Palp (Figs 1-6):

Patella with a thin, slightly curved special seta raised on a small tubercle. Tibia short, unmodified. Cymbium with almost transparent, small, posterodorsal outgrowth and claw-shaped posteroventral outgrowth with a denticle at its base. Paracymbium relatively large, toothless; all pockets strongly reduced. Lamella characteristic narrow, gradually narrowing towards tip, with a small

denticle apically. Terminal apophysis complex, massive, strongly sclerotized. Embolus narrow, elongated, slightly curved; embolus proper very short, bifid; its thumb reduced. Abdomen 1.25 long, 0.90 wide, dorsal colour pattern faded, indistinct.

Female paratype: Total length 2.70. Carapace 1.00 long, 0.75 wide. Chelicerae 0.45 long. Spines of legs mostly lost, but based on spine pores chaetotaxy formula probably TiI: 2-1-1-0, TiII: 2-0-1-0. Mt I-II: 1-0-0-0. Leg I 6.01 long (1.63+0.38+1.60+1.50+0.90), IV: most segments lost, Fe 1.63 long. TmI 0.14. Abdomen 1.88 long, 0.63 wide, dorsal colour pattern faded, indistinct. Epigyne (Figs 7-9): Lateral walls each with a hook. Proscape slightly narrowed at base, its length almost equal to its maximal width. Distal part of scape massive, lateral lobes short and wide. Stretcher strongly reduced. Posterior median plate narrow, V-shaped in ventral view. Body and leg colouration as in male.

Distribution: Known from the type locality in Corsica only.

Range: Central Mediterranean, probably endemic to the island.

Bolyphantes nigropictus Simon, 1884

Material examined: 1 female; FRANCE, Corsica, Gorges de l'Ascol; 3.VI.1971; leg. A. Senglet.

Range: West Mediterranean.

Entelecara acuminata (Wider, 1834)

Material examined: 1 male, 1 female; FRANCE, Corsica, Lonza; 28.V.1971; leg. A. Senglet. – 1 male, 2 females; Pont de Zipitoli, Bastelica; 30.V.1971; leg. A. Senglet. – 1 male, 1 female; Prunelli di Casacconi; 22.V.1971; leg. A. Senglet.

Remarks: The species is new for the Corsican fauna.

Range: West Palaearctic.

Erigone dentipalpis (Wider, 1834)

Material examined: 2 females; FRANCE, Corsica, Olmo; 5.VI.1971; leg. A. Senglet. – 1 male, 1 female; Sotta; 27.V.1971; leg. A. Senglet. – 1 female; Chiavari; 31.V.1971; leg. A. Senglet.

Range: Holarctic.

Gnathonarium dentatum (Wider, 1834)

Material examined: 4 females; FRANCE, Corsica, Ste Trinité - Porto-Vecchio; 25.V.1971; leg. A. Senglet.

Range: Palaearctic.

Gongylidiellum murcidum Simon, 1884

Material examined: 1 male, 1 female; FRANCE, Corsica, Ste Trinité - Porto-Vecchio; 25.V.1971; leg. A. Senglet.

Range: Palaearctic.

Gongylidiellum vivum (O. Pickard-Cambridge, 1875)

Material examined: 5 females; FRANCE, Corsica, Solenzara; 24.V.1971; leg. A. Senglet. – 1 female; Ajaccio; 1.VI.1971; leg. A. Senglet.

Range: Disjunct West Palaearctic - Far Eastern.

Maso gallicus Simon, 1894

Material examined: 3 females; FRANCE, Corsica, Chiavari; 31.V.1971; leg. A. Senglet. – 1 male; Ste Trinité - Porto-Vecchio; 25.V.1971; leg. A. Senglet.

Range: West Palaearctic.

Microctenonyx subitaneus
(O. Pickard-Cambridge, 1875)

Material examined: 2 females; FRANCE, Corsica, Porto; 4.VI.1971; leg. A. Senglet. – 1 female; Corsica, Olmo; 5.VI.1971; leg. A. Senglet.

Range: European-Ancient Mediterranean.

Minicia marginella (Wider, 1834)

Material examined: 1 male; FRANCE, Corsica, Pont de Zipitoli, Bastelica; 30.V.1971; leg. A. Senglet.

Remarks: The species is new for the Corsican fauna.

Range: Palaearctic.

Palliduphantes angustiformis (Simon, 1884)

Material examined: 1 male; FRANCE, Corsica, Satta; 27.V.1971; leg. A. Senglet. – 1 male; Col de la Testa; 27.V.1971; leg. A. Senglet. – 1 male; Pont d'Acorane, Sartène; 28.V.1971; leg. A. Senglet. – 2 females; Propriano; 29.V.1971; leg. A. Senglet. – 1 male, 1 female; Pont de Zipitoli, Bastelica; 30.V.1971; leg. A. Senglet. – 1 female; Gorges de l'Asco; 3.VI.1971; leg. A. Senglet. – 2 males, 4 females; Ajaccio; 1.VI.1971; leg. A. Senglet.

Range: Central Mediterranean.

***Palliduphantes gladiola* (Simon, 1884) comb. nov.**

Lepthyphantes gladiola Simon, 1884: 298.

Mansuphantes gladiola. – Saaristo & Tanasevitch, 1996: 178.

Material examined: 3 females; FRANCE, Corsica, Prunelli-di-Casacconi; 22.VI.1971; leg. A. Senglet. – 1 female; L'Ospédale; 27.VI.1971; leg. A. Senglet. – 1 female; Zonza; 28.VI.1971; leg. A. Senglet. – 1 female; Pont de Zipitoli, Bastelica; 30.V.1971; leg. A. Senglet.

Comparative material examined: SMF #59758; 1 male, 4 females; labeled as “*Mansuphantes gladiola*; Europa: Frankreich: Corse; August [no year given]; leg. J. Wunderlich”.

Taxonomic remarks: According to the structure of the epigyne, namely, the thin and long proscape surrounded by elongated lateral walls, the strongly reduced distal part of the scape including the lateral lobes and the stretcher, this species clearly belongs to *Palliduphantes* Saaristo & Tanasevitch, 2001. Details of the male palp also support its placement in *Palliduphantes*, i.e., the shape of the embolus and of the paracymbium (see Saaristo & Tanasevitch, 2001). Thus, the allocation of *Lepthyphantes gladiola* in *Mansuphantes* Saaristo & Tanasevitch, 1996 by Saaristo & Tanasevitch (1996) should be considered as erroneous.

Range: Central Mediterranean.

***Palliduphantes longiseta* (Simon, 1884)**

Material examined: 7 males, 3 females; FRANCE, Corsica, Siaco; 20.V.1971; leg. A. Senglet. – 2 females; Propriano; 29.V.1971; leg. A. Senglet. – 1 male; Chiavari; 31.V.1971; leg. A. Senglet. – 1 male, 8 females; Haut Asco, 1500-1700 m a.s.l.; 3.VI.1971; leg. A. Senglet. – 1 female; Porto; 4.VI.1971; leg. A. Senglet.

Range: Central Mediterranean.

***Pelecopsis inedita* (O. Pickard-Cambridge, 1875)**

Material examined: 1 male; FRANCE, Corsica, Chiavari; 31.V.1971; leg. A. Senglet. – 1 male; 2 females; Ajaccio; 1.VI.1971; leg. A. Senglet.

Range: Mediterranean.

***Prinerigone vagans* (Audouin, 1826)**

Material examined: 3 females; FRANCE, Corsica, Olmo; 5.VI.1971; leg. A. Senglet.

Range: Cosmopolitan.

***Styloctetor romanus* (O. Pickard-Cambridge, 1872)**

Material examined: 1 male, 1 female; FRANCE, Corsica, Ciaco; 26.V.1971; leg. A. Senglet.

Range: Palaearctic.

***Tenuiphantes tenuis* (Blackwall, 1852)**

Material examined: 1 male; FRANCE, Corsica, Ste Trinité - Porto-Vecchio; 25.V.1971; leg. A. Senglet. – 5 males, 2 females; Propriano; 29.V.1971; leg. A. Senglet. – 2 females; Pont de Zipitoli, Bastelica; 30.V.1971; leg. A. Senglet. – 2 females; Chiavari; 31.V.1971; leg. A. Senglet. – 3 females; Ajaccio; 1.VI.1971; leg. A. Senglet. – 2 males, 2 females; Porto; 4.VI.1971; leg. A. Senglet. – 3 males, 6 females; Olmo; 5.VI.1971; leg. A. Senglet.

Range: European-Ancient Mediterranean.

***Trichoncus hackmani* Millidge, 1955**

Material examined: 1 female; FRANCE, Corsica, Ste Trinité - Porto-Vecchio; 25.V.1971; leg. A. Senglet.

Remarks: The species is new for the Corsican fauna.

Range: European-South Siberian.

***Trichoncus hirtus* Denis, 1965**

Figs 10-16

Trichoncus hirtus Denis, 1965: 436, figs 15-18 (description of female only).

Material: 1 male; FRANCE, Corsica, Sotta; 27.V.1971; leg. A. Senglet. – 1 male, 3 female; Patrimonio; 21.V.1971; leg. A. Senglet.

Remarks: This species was originally described on the basis of a single female from Bonifacio, Corsica (Denis, 1965).

Description

Male from Patrimonio: Total length 1.75. Carapace 0.80 long, 0.63 wide, unmodified, pale brown; eyes normal. Chelicerae 0.35 long, unmodified; mastidion absent. Legs pale yellow. Leg I 2.71 long (0.70+0.20+0.68+0.63+0.50), IV 2.60 long (0.75+0.22+0.63+0.60+0.40). Chaetotaxy: 1.1.1.1, length of spines about 1.5-2.5 diameters of leg segment. Metatarsi I-III with a trichobothrium. Tml 0.35. Palp (Figs 10-12): Tibia with a very long, narrow, falcate prolateral outgrowth gradually tapering towards the tip; retrolateral outgrowth conical. Cymbium with a dorsoproximal depression as typical for the genus. Distal supratregular apophysis short, tapered. Median membrane relatively wide, covering anterior apophysis of radix. Radix thin and long, its proximal part widely rounded, its distal part claw-shaped. Embolus long, forming a

loop. Abdomen 0.88 long, 0.58 wide, pale grey, sparsely covered with strong hairs dorsally.

Females from Patrimonio: Somewhat bigger than male: total length 1.80-1.91 mm. Body and leg colouration, chaetotaxy, as in male. TmI 0.36-0.37. Posterior median plate of epigyne (= dorsal plate) bent to ventral side and forming a transverse plate. Shape of this plate variable, see Figs 13-16. See also superb description of female by Denis (1965).

Taxonomic remarks: *Trichoncus hirtus* is most similar to the Eastern European *T. sordidus* Simon, 1884 and to the Western Mediterranean *T. aurantiipes* Simon, 1884, distinguished by a smaller median denticle (MD) and a pointed prolateral outgrowth on the palpal tibia, as well as by a larger, claw-shaped anterior apophysis of the radix. The main differences lie in the shape of the posterior median plate of the epigyne: large and rectangular in *T. hirtus*, almost hidden by the lateral walls in *T. sordidus*, pyramidal in *T. aurantiipes*.

Distribution: Known from Corsica only.

Range: Central Mediterranean, presumed endemic to the island.

Walckenaeria stylifrons
(O. Pickard-Cambridge, 1875)

Material examined: 1 female; FRANCE, Corsica, Prunelli-di-Casacconi; 22.VI.1971; leg. A. Senglet.

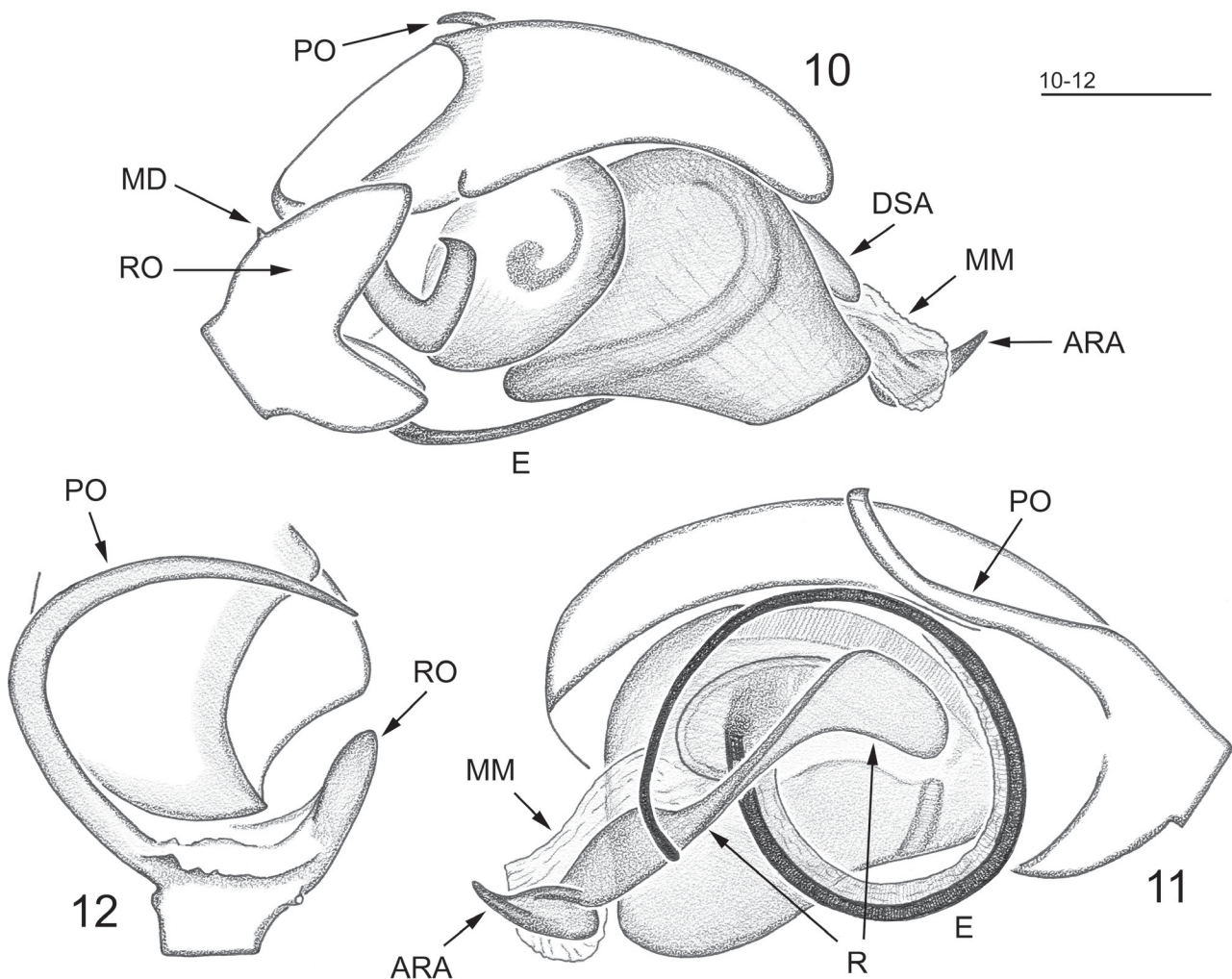
Range: European.

NOTES ON NOMENCLATURE

Improphantes huberti (Wunderlich, 1980) **comb. nov.**

Lepthyphantes huberti Wunderlich, 1980: 327, figs 25-31 (description of male and female).

Type material examined: SMF #29194; 3 male and 3 female paratypes labeled as "*Lepthyphantes huberti*



Figs 10-12. *Trichoncus hirtus* Denis, 1965, male from Patrimonio. (10-11) Right palp, retrolateral and prolateral view, respectively. (12) Palpal tibia, dorsal view.

Wunderlich; Korsika: Lac de Melo; 1976; det. und ded. Wunderlich". – SMF #34609; 1 male and 2 female paratypes labeled as "Lepthyphantes huberti Wunderlich; Korsika, Lac de Melo + Lac de Capitello; VII.1986; leg. und det. Wunderlich".

Taxonomic remarks: The species was original described under *Lepthyphantes* Menge, 1866 from Corsica (Wunderlich, 1980). Examining the genitalia of paratypes of both sexes showed that this species belongs to *Improphantes* Saaristo & Tanasevitch, 1996, and in its slender embolus is similar to *I. turok* Tanasevitch, 2011 (from Turkey) and to *I. cypriot* Tanasevitch, 2011 (from Cyprus).

Range: Central Mediterranean, presumed endemic to the island.

***Palliduphantes corsicos* (Wunderlich, 1980)
comb. nov.**

Lepthyphantes corsicos Wunderlich, 1980: 325, figs 18-19 (description of male only).

Type material examined: SMF #29215; male holotype labeled as "*Lepthyphantes corsicos* Wunderlich; Korsika: Lucciana; 1976; leg. Kahmann; det. Wunderlich".

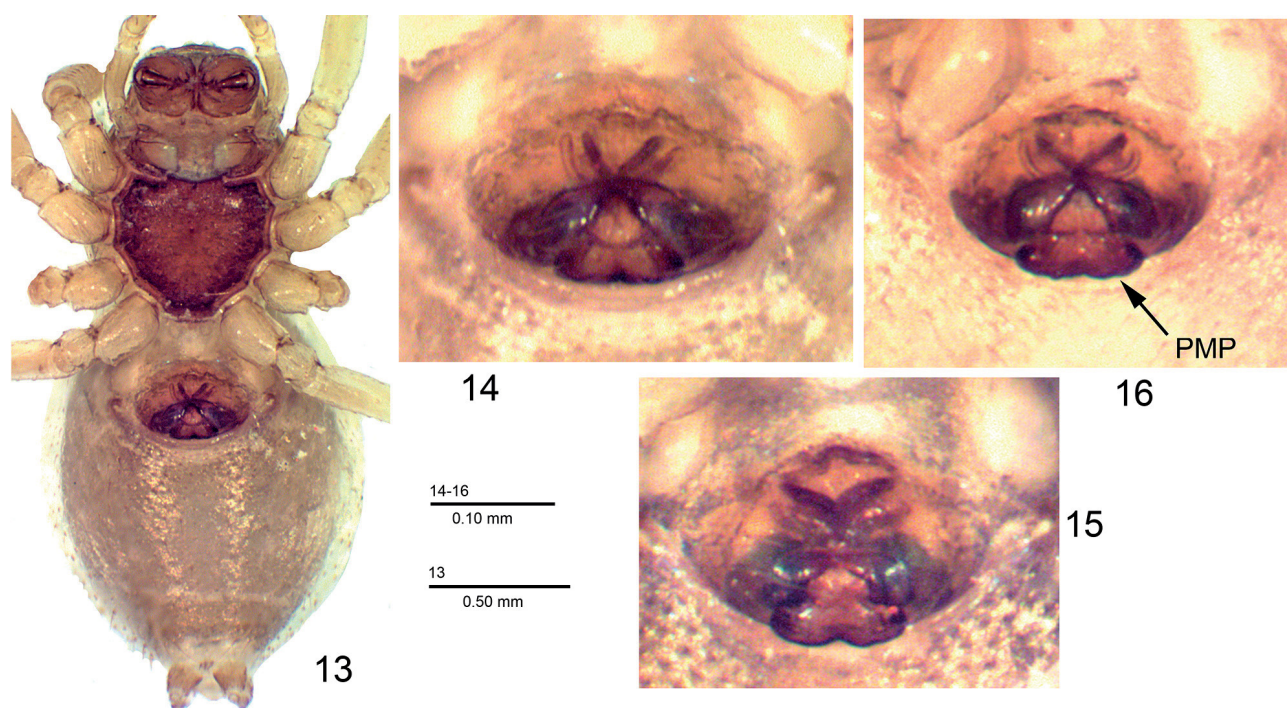
Taxonomic remarks: The species was originally described under *Lepthyphantes* from a male collected

on Corsica. My re-examination of the holotype clearly showed that the species is extremely similar to *P. gladiola* comb. nov., and like the latter, needs to be placed in *Palliduphantes*.

Range: Central Mediterranean, presumed endemic to the island of Corsica.

CONCLUSION

The Corsican linyphiid spider fauna is rich and currently known to contain at least 94 species mainly in the subfamilies Erigoninae (49 species) and Micronetinae (30 species) (Helsdingen, 2018). According to the distribution types of the species, the linyphiid fauna is typical Mediterranean and seemingly has a high level of endemism. At present there are 13 linyphiid species that are presumed to be endemic to Corsica: *Bolyphantes subtiliseta* sp. nov., *Centromerus corsicus* (Simon, 1910), *Erigonoplus inclarus* (Simon, 1881), *Hypsocephalus huberti* (Millidge, 1975), *H. nesiotis* (Simon, 1915), *Improphantes huberti* (Wunderlich, 1980) comb. nov., *Palliduphantes corsicos* (Wunderlich, 1980) comb. nov., *P. gladiola* (Simon, 1884) comb. nov., *Piniphantes cirratus* (Thaler, 1986), *Syedra nigrotibialis* Simon, 1884, *Tapinocyba corsica* (Simon, 1884), *Trichoncus hirtus* Denis, 1965 and *Typhochrestus pekkai* Bosmans & Oger, 2014. The rather high percentage of endemics (14%) clearly points out the insular character of the Corsican linyphiid fauna.



Figs 13-16. *Trichoncus hirtus* Denis, 1965, females from Patrimonio. (13) Body, ventral view. (14-16) Epigyne of three different specimens, ventral view.

ACKNOWLEDGEMENTS

I am deeply grateful to Peter Schwendinger (MHNG) for the opportunity to work on the MHNG spider collections and for editing this paper. Thanks also go to Peter Jäger and Julia Altmann (SMF), and to Kirill Mikhailov (ZMMU), who all provided type specimens and comparative material under their care, as well as to Theo Blick (Hummeltal, Germany) who kindly reviewed the manuscript.

REFERENCES

- Audouin V. 1826. Explication sommaire des planches d'arachnides de l'Égypte et de la Syrie. In: Description de l'Égypte, ou recueil des observations et des recherches qui ont été faites en Égypte pendant l'expédition de l'armée française, publié par les ordres de sa Majesté l'Empereur Napoléon le Grand. *Histoire Naturelle* 1(4): 99-186.
- Blackwall J. 1841. The difference in the number of eyes with which spiders are provided proposed as the basis of their distribution into tribes; with descriptions of newly discovered species and the characters of a new family and three new genera of spiders. *Transactions of the Linnean Society of London* 18: 601-670.
- Blackwall J. 1852. A catalogue of British spiders including remarks on their structure, function, economy and systematic arrangement. *Annals and Magazine of Natural History* (2) 9: 15-22, 268-275, 464-471; 10: 182-189, 248-253.
- Bosmans R., Oger P. 2014. *Typhochrestus pekkai* sp. n., a new erigonid spider from Corsica (Araneae: Linyphiidae). *Arthropoda Selecta* 23(2): 107-109.
- Canard A. 1989. Contribution à l'étude des Aranéides du Parc Naturel Régional de la Corse. I. Données générales sur les peuplements d'aranéides de Corse: Catalogue provisoire des espèces. Premières données sur la composition des peuplements. *Travaux scientifiques du Parc naturel régional et des Réserves naturelles de Corse* 20: 1-52.
- Denis J. 1965. Notes sur les érigonides. XXVIII. Le genre *Trichoncus* (Araneae). *Annales de la Société Entomologique de France* (N.S.) 1: 425-477.
- Helsdingen P.J. 1965. Sexual behaviour of *Lepthyphantes leprosus* (Ohlert) (Araneida, Linyphiidae), with notes on the function of the genital organs. *Zoologische Mededelingen* 41: 15-42.
- Helsdingen P.J. 2018. Araneae. In: Fauna Europaea Database. Version 2018.1. Available at <http://www.fauna-eu.org> (accessed in October 2018).
- Hormiga G. 2000. Higher level phylogenetics of erigonine spiders (Araneae, Linyphiidae, Erigoninae). *Smithsonian Contributions to Zoology* 609: 1-160.
- Lissner J. 2016. A small study of the Corsican spider and pseudoscorpion fauna (Araneae, Pseudoscorpiones). *Nieuwsbrief SPINED* 36: 5-15.
- Menge A. 1866. Preussische Spinnen. Erste Abtheilung. *Schriften der Naturforschenden Gesellschaft in Danzig* (N.F.) 1: 1-152.
- Merrett P. 1963. The palpus of male spiders of the family Linyphiidae. *Proceedings of the Zoological Society of London* 140: 347-467.
- Millidge A.F. 1955. A new species of spider. *Commentationes Biologicae* 15(7): 1-5.
- Millidge A.F. 1975. Some new or little-known erigonid spiders from southern Europe. *Bulletin of the British Arachnological Society* 3(5): 120-125.
- Pickard-Cambridge O. 1871. Descriptions of some British spiders new to science, with a notice of others, of which some are now for the first time recorded as British species. *Transactions of the Linnean Society of London* 27: 393-464.
- Pickard-Cambridge O. 1872. General list of the spiders of Palestine and Syria, with descriptions of numerous new species, and characters of two new genera. *Proceedings of the Zoological Society of London* 40(1): 212-354, pl. XIII-XVI.
- Pickard-Cambridge O. 1875. On some new species of *Erigone*. *Proceedings of the Zoological Society of London* 43(2): 190-224, 323-335, pl. XXII-XXIX, XLIV.
- Saaristo M.I. & Tanasevitch A.V. 1996. Redelimitation of the subfamily Micronetinae Hull, 1920 and the genus *Lepthyphantes* Menge, 1866 with descriptions of some new genera. *Berichte des Naturwissenschaftlich-Medizinischen Vereins in Innsbruck* 83: 163-186.
- Saaristo M.I. & Tanasevitch A.V. 2001. Reclassification of the *pallidus*-, *insignis*- and *spelaorum*-groups of *Lepthyphantes* Menge, 1866 (sensu lato) (Arachnida: Araneae: Linyphiidae: Micronetinae). *Reichenbachia* 34: 5-17.
- Simon E. 1881. Description d'espèces nouvelles du genre *Erigone*. *Bulletin de la Société Zoologique de France* 6: 233-257.
- Simon E. 1884. Les arachnides de France, vol. 5, part 2, pp. 181-885, pl. 27. *Roret, Paris*.
- Simon E. 1894. Histoire naturelle des araignées, vol. 1, pp. 489-760. *Roret, Paris*.
- Simon E. 1910. Araneae et Opiliones (Seconde Série). In *Biospeologica*. XV. *Archives de Zoologie Expérimentale et Générale* 5(2): 49-66.
- Simon E. 1915. Descriptions de plusieurs espèces d'arachnides récemment découvertes en France. *Bulletin de la Société Entomologique de France* 1914(18): 469-471.
- Simon E. 1918. Descriptions de plusieurs espèces d'arachnides récemment découvertes en France. (Quatrième note). *Bulletin de la Société Entomologique de France* 1918: 152-155.
- Tanasevitch A.V. 2000. On some Palaearctic species of the spider genus *Agyneta* Hull, 1911, with description of four new species (Aranei: Linyphiidae). *Arthropoda Selecta* 8: 201-213.
- Tanasevitch A.V. 2008. On linyphiid spiders (Araneae) collected by A. Senglet in Iran in 1973-1975. *Revue suisse de Zoologie* 115: 471-490.
- Tanasevitch A.V. 2009. The linyphiid spiders of Iran (Arachnida, Araneae, Linyphiidae). *Revue suisse de Zoologie* 116: 379-420.
- Tanasevitch A.V. 2011. On linyphiid spiders from the eastern and central Mediterranean kept at the Muséum d'histoire naturelle, Geneva. *Revue suisse de Zoologie* 118: 49-91.
- Thaler K. 1986. Über *Lepthyphantes cirratus* n. sp. und die Formen der Untergruppe um *L. pinicola* Simon (Arachnida: Aranei, Linyphiidae). *Archives des Sciences, Genève* 39: 225-234.
- Thorell T. 1875. Descriptions of several European and North African spiders. *Kongliga Svenska Vetenskaps-Akademiens Handlingar* 13(5): 1-203.
- Wider F. 1834. Arachniden. In: Reuss A. (ed.). *Zoologische*

- Miscellen. *Museum Senckenbergianum, Abhandlungen aus dem Gebiete der beschreibenden Naturgeschichte* 1: 195-276.
- World Spider Catalog 2018. World Spider Catalog, version 19.5. Natural History Museum Bern. Available at <http://wsc.nmbe.ch> (accessed in October 2018).
- Wunderlich J. 1980. Linyphiidae aus Süd-Europa und Nord-Afrika (Arachn.: Araneae). *Verhandlungen des Naturwissenschaftlichen Vereins in Hamburg* (N.F.) 23: 319-337.