

A historical collection of Greek spiders (Arachnida: Araneae) in the National Museum of the Czech Republic

Author: Dolejš, Petr

Source: Arachnologische Mitteilungen: Arachnology Letters, 66(1) : 17-23

Published By: Arachnologische Gesellschaft e.V.

URL: <https://doi.org/10.30963/aramit6603>

BioOne Complete (complete.BioOne.org) is a full-text database of 200 subscribed and open-access titles in the biological, ecological, and environmental sciences published by nonprofit societies, associations, museums, institutions, and presses.

Your use of this PDF, the BioOne Complete website, and all posted and associated content indicates your acceptance of BioOne's Terms of Use, available at www.bioone.org/terms-of-use.

Usage of BioOne Complete content is strictly limited to personal, educational, and non-commercial use. Commercial inquiries or rights and permissions requests should be directed to the individual publisher as copyright holder.

BioOne sees sustainable scholarly publishing as an inherently collaborative enterprise connecting authors, nonprofit publishers, academic institutions, research libraries, and research funders in the common goal of maximizing access to critical research.

A historical collection of Greek spiders (Arachnida: Araneae) in the National Museum of the Czech Republic

Petr Dolejš



doi: 10.30963/aramit6603

Abstract. Greek spiders in the historical collection of the National Museum of the Czech Republic in Prague (NMPC) were mainly collected during expeditions organized by the NMPC before World War II. Some younger specimens are present in collections of the Czech arachnologists František Miller and Jan Buchar. The material was collected at 23 localities and includes 247 identifiable specimens from 74 species. Spiders were identified (or revised) according to current arachnological knowledge and thereafter databased. Among them, *Leviellus stroemi* (Thorell, 1870) is recorded for the first time from Greece.

Keywords: Crete, expeditions, faunistics, Greece, *Leviellus stroemi*, new records, Peloponnese, zoological collection

Zusammenfassung. Eine historische Sammlung der Spinnen Griechenlands (Arachnida: Araneae) im Nationalmuseum der Tschechischen Republik. Die historische Sammlung griechischer Spinnen des Nationalmuseums der Tschechischen Republik in Prag (NMPC) wurde maßgeblich während Expeditionen des NMPC vor dem Zweiten Weltkrieg gesammelt. Einige jüngere Exemplare sind auch in den Sammlungen der tschechischen Arachnologen František Miller und Jan Buchar vorhanden. Das Material stammt von 23 Standorten und umfasst 247 identifizierbare Exemplare von 74 Arten. Die Spinnen wurden nach aktuellem Wissenstand bearbeitet und digital erfasst. Bemerkenswert ist vor allem *Leviellus stroemi* (Thorell, 1870), die zum ersten Mal für Griechenland dokumentiert werden konnte.

One of the scientific roles of museums all over the world is keeping material for future generations and publishing checklists or catalogues of their collections. These collections, and data obtained from them, not only have faunistic and biogeographic value, but they also enable comparison with current conditions, and evaluation of change (e.g. climate changes, impact of human activity on the biotopes etc.) that has occurred since (e.g. Buchar 1997, Ewers-Saucedo et al. 2021, Gilgado et al. 2022, Punčochář 2021, 2022). Especially historical natural history collections might thus be very useful in nature protection and conservation (e.g. Drew 2011, Kitchener 1997, Suarez & Tsutsui 2004).

The National Museum of the Czech Republic in Prague (NMPC) has already published catalogues of various non-type zoological material (e.g. Dolejš 2016, Dolejš & Vaňousová 2015, Jiroušková et al. 2011, Mlíkovský et al. 2013, Subchev et al. 2017, Zamani et al. 2017, 2022). The present paper continues this work by providing information about spiders collected during expeditions to Greece in the 1920s and 1930s. The spider fauna of Greece was reviewed by Bosmans & Chatzaki (2005), summarizing data on 856 species from 49 families. Today, 1192 species from 50 families are known from Greece (Nentwig et al. 2023).

The collection of historical Greek spiders housed in the NMPC contains material from three distinct periods. The oldest originates from zoological expeditions organized by the NMPC before World War II (Štěpánek 1934, 1936, 1944, Štěpánek et al. 2016). Spiders were collected by the herpetologist Otakar Štěpánek (1903–1995), the entomologist Josef Mařan (1905–1978), and a volunteer, and later curator of invertebrates, Karel Táborský (1906–1988). They were collecting in western Greece – Ioannina, Katarraktis – and the island of Corfu (1927), in the Parnas Mts. and the Peloponnese (1935), Crete (1934–1936, 1938), northern Greece – Nausa cave (1937) – and the island of Gavdos (1938). Further material, consisting of only five specimens, comes from the collection of the Czech arachnologist František Miller (1902–1983). The youngest samples of wolf spiders (Lycosidae) from Greece were collected by another Czech arachnologist, Jan Buchar (1932–2015), in Thessaly, Thrace, Peloponnese, Rhodes, etc. As he had already published the results of his collections (Buchar 2001, 2009, Buchar & Dolanský 2011, Buchar & Thaler 2002, Thaler et al. 2000), I do not treat his material further in this contribution. The aim of the present work is to provide historical, but unpublished, faunistic data on Greek spiders.

Material and methods

Specimens were collected at 23 localities (Tab. 1) and are kept in 80% ethanol. All material was identified in 2019 by the author (unless otherwise stated, namely in species difficult to identify) using Buchar et al. (2006), Isaia et al. (2018), Komnenov (2014), Levy (1985), Marusik et al. (2018), Nentwig et al. (2023), Oger (2022), Růžička (2018), Stäubli (2022) and Wunderlich (1995). Nomenclature follows the WSC (2022). After being identified, all material was databased in the internal database of the NMPC (the database will gradually become available online from 2024). Families and species are sorted alphabetically. The data are arranged as follows: locality number – number and sex of specimens. Photos of selected specimens (mostly those difficult to identify or those that have been rarely illustrated) were made using an Olympus SZX12 stereomicroscope equipped with an Olympus E-510 camera. Abbreviations: J = juvenile, sad = subadult. Juvenile specimens that were possible to identify to genus/family level only were omitted from this work.

Material and methods

Results

Agelenidae

Eratigena agrestis (Walckenaer, 1802): 4a – 1 ♀

Histopona strinati (Brignoli, 1976): 23 – 1 ♀ (Fig. 1)

Maimuna cretica (Kulczyński, 1903): 18a – 2 ♀♀, 19 – 1 ♀

This contribution was presented at the 33rd European Congress of Arachnology, Greifswald, Germany, 5.–9. September 2022

Petr DOLEJŠ, Department of Zoology, National Museum of the Czech Republic – Natural History Museum, Cirkusová 1740, CZ-193 00, Prague 9 – Horní Počernice, Czech Republic; E-mail: petr.dolejs@nm.cz, ORCID: <https://orcid.org/0000-0001-9360-7247>

Academic editor: Peter Michalik and Gabriele Uhl

submitted 8.1.2023, accepted 18.4.2023, online 29.12.2023

Tab. 1: Names of the localities where the spiders were collected. If there are several collecting days or periods within the locality, they are distinguished by small letters. GPS coordinates and elevations cannot be provided as concrete collecting places are mostly unknown

Locality number	English name	Greek name	Area	Date	Leg.
1	Corfu (town)	Κέρκυρα	Corfu	a) 9. Apr. 1927; b) 10. Apr. 1927	?
2	Triklino	Τρικλινο	Corfu	10. Apr. 1927	?
3	Preveza	Πρέβεζα	western Greece	12. Apr. 1927	?
4	Ioannina	Ιωάννινα	western Greece	a) 13. Apr. 1927; b) 15. Apr. 1927	?
5	Katarraktis	Καταρράκτης	western Greece	22. Apr. 1927	?
6	Idi	Ϊδι	Crete	1934	J. Mařan & O. Štěpánek
7	Anogia	Ανώγεια	Crete	May 1935	O. Štěpánek
8	Iraklio	Ηράκλειο	Crete	a) May 1935; b) 20. May 1936	O. Štěpánek
9	Taygetos	Ταΰγέτος	Peloponnese	a) 18. May 1935; b) 19. May 1935; c) 24. May 1935	J. Mařan & O. Štěpánek
10	Kalamata	Καλαμάτα	Peloponnese	20. May 1935	J. Mařan & O. Štěpánek
11	Parnas	Παρνασσός	south-eastern Greece	a) 29. May 1935; b) 31. May 1935; c) 2. Jun. 1935; d) 5. Jun. 1935	J. Mařan & O. Štěpánek
12	Anogia	Ανώγεια	Crete	May 1936	O. Štěpánek
13	Agios Nikolaos	Άγιος Νικόλαος	Crete	1936	O. Štěpánek
14	Psiloritis Mt. (2456 m)	Ψηλορείτης Βουνά	Crete	1936	O. Štěpánek
15	Nausa Cave	Νάουσα σπήλαιο	northern Greece	a) 28. Apr. 1937; b) 22. May 1937; c) May 1937	K. Táborský
16	Dia	Δία	Crete	3. May 1938	K. Táborský
17	Knossos	Κνωσός	Crete	5. May 1938	O. Štěpánek & K. Táborský
18	Askyfou (Lefka Ori)	Ασκήφου (Λευκά Όρη)	Crete	a) 12. May 1938; b) 12.–13. May 1938	K. Táborský
19	Askyfou	Ασκήφου	Crete	14. May 1938	O. Štěpánek
20	Gavdos	Γαύδος	Crete	a) 15.–20. May 1938; b) 16.–17. May 1938; c) 27. May 1938	K. Táborský
21	Lake Kournas	Λίμνη Κουρνά	Crete	24. May 1938	K. Táborský
22	Ampelakia	Αμπελάκια	?	19. Jun. 1938	K. Táborský
23	Kastria Cave	Καστριά	Peloponnese	1966	F. Miller

Maimuna vestita (C. L. Koch, 1841): 4a – 2 ♀♀

Tegenaria parietina (Fourcroy, 1785): 15c – 1 ♀; 20a – 1 ♀; 20b – 1 ♀

Amaurobiidae

Amaurobius strandi Charitonov, 1937: 4b – 1 ♀ (Fig. 2a-c); 7 – 3 JJ

Araneidae

Aculepeira armida (Audouin, 1826): 8a – 1 ♀; 11b – 1 sad♀; 11c – 1 ♀

Agalenatea redii (Scopoli, 1763): 4a – 1 ♂, 2 ♀♀, 1 J; 11b – 1 ♀

Araneus angulatus Clerck, 1757: 6 – 3 ♀♀

Araniella cucurbitina (Clerck, 1757): 11d – 1 ♀

Cyrtophora citricola (Forsskål, 1775): 7 – 1 ♀

Larinioides suspicax (O. Pickard-Cambridge, 1876): 4a – 1 ♂, 2 ♀♀, 6 JJ; 4b – 1 ♀, 2 sad♂♂

Leviellus stroemi (Thorell, 1870): 4a – 3 ♀♀ (Fig. 3a-b)

Mangora acalypha (Walckenaer, 1802): 8a – 1 ♀

Ctenizidae

Cyrtocarenum grajum (C. L. Koch, 1836): 4b – 1 ♀

Dictynidae

Dictyna arundinacea (Linnaeus, 1758): 3 – 2 ♀♀

Dysderidae

Dysdera lata-group: 11a – 1 ♀; 12 – 1 ♂; 17 – 1 ♀; 20a – 1 sad♂ (det. M. Řezáč)

Dysdera ninnii-group: 1b – 1 ♀ (Fig. 4a), 1 J; 10 – 1 J (Fig. 4b) (det. M. Řezáč)

Dysdera punctata-group: 2 – 1 ♀ (Fig. 5); 4b – 1 ♂ (det. M. Řezáč)

Note. Identification of highly endemic species of this group is very problematic at the above-mentioned sites (M. Řezáč, pers. comm.). Therefore, only species groups are provided.

Eresidae

Eresus walckenaeri Brullé, 1832: 9b – 1 ♀; 9c – 1 ♂; 20a – 1 ♂

Stegodyphus lineatus (Latreille, 1817): 13 – 1 ♀

Gnaphosidae

Aphantaulax trifasciata (O. Pickard-Cambridge, 1872): 8a – 1 ♂

Drassodes lapidosus (Walckenaer, 1802): 10 – 1 ♀

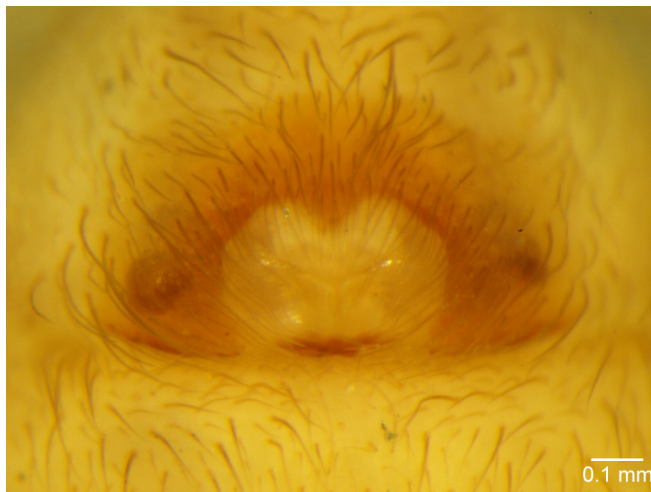


Fig. 1: *Histopona strinatii*, female from the Kastria Cave, epigyne

Haplodrassus signifer (C. L. Koch, 1839): 4b – 1 ♀, 2 JJ
Nomisia excerpta (O. Pickard-Cambridge, 1872): 18b – 1 ♀, 1 J
Pterotricha lentiginosa (C. L. Koch, 1837): 7 – 2 ♀♀; 18b – 1 ♀
Zelotes cingarus (O. Pickard-Cambridge, 1874): 1b – 1 ♀
 (Fig. 6a); 3 – 1 ♀ (Fig. 6b); 4b – 1 ♀ (det. J. Dolanský)

Linyphiidae

Porrhomma convexum (Westring, 1851): 15c – 2 ♂♂, 5 ♀♀, 1 J
Prinerigone vagans (Audouin, 1826): 21 – 1 ♀

Lycosidae

Alopecosa albofasciata (Brullé, 1832): 1b – 1 sad♀; 2 – 1 ♀;
 4a – 1 J
Alopecosa pentheri (Nosek, 1905): 4a – 1 ♀
Arctosa similis Schenkel, 1938: 20a – 1 ♀ (Fig. 7)
Hogna radiata (Latreille, 1817): 12 – 1 J; 18b – 1 J
Lycosa praegrandis C. L. Koch, 1836: 4a – 2 sad♀♀; 4b – 1 sad♀;
 9a – 1 ♀; 10 – 1 sad♀; 11a – 1 sad♀; 11c – 1 sad♀;
 20a – 1 sad♀; 20b – 1 sad♂; 7 sad♀♀; 20c – 1 sad♀
Pardosa prativaga (L. Koch, 1870): 3 – 1 ♂
Pardosa proxima (C. L. Koch, 1847): 3 – 1 ♂
Trochosa ruricola (De Geer, 1778): 4b – 1 ♂, 1 ♀, 1 J

Nemesiidae

Brachythelpe cf. *icterica* (C. L. Koch, 1838): 11c – 1 ♀ (det.
 V. Opatova)
Nemesia sp.: 4a – 1 ♂; 4b – 1 ♂
 Note. The *Nemesia* males could belong to *Nemesia daedali* De-
 cae, 1995, but unfortunately the original detailed description
 (Decae 1995) is based only on the female and in the supple-
 mentary article (Decae 2012), only the bulbus was redrawn,
 thus preventing precise identification. This species has been
 described from Crete, so given how endemic these spiders
 are, it would be better to keep it conservatively as *Nemesia* sp.
 (V. Opatova, in litt.)

Nesticidae

Nesticus cellulanus (Clerck, 1757): 15a – 1 J; 15b – 3 ♀♀, 4 JJ;
 15c – 14 ♀♀, 6 JJ

Oecobiidae

Uroctea durandi (Latreille, 1809): 4b – 1 J



Fig. 2: *Amaurobius strandi*, female from Ioannina. a. habitus; b. epigyne; c. vulva

Oxyopidae

Oxyopes lineatus Latreille, 1806: 22 – 1 ♂

Palpimanidae

Palpimanus gibbulus Dufour, 1820: 9c – 1 ♀
Palpimanus orientalis Kulczyński, 1909: 1b – 1 ♀; 3 – 1 ♂;
 7 – 2 ♀♀

Philodromidae

Philodromus margaritatus (Clerck, 1757): 9a – 1 ♀
Thanatus vulgaris Simon, 1870: 20a – 1 ♀



Fig. 3: *Leviellus stroemi*, species new to Greece, female from Ioannina. **a.** habitus; **b.** epigyne




Fig. 4: *Dysdera ninnii*-group. **a.** female from Corfu; **b.** juvenile from Kalamata

Pholcidae

Holocnemus pluchei (Scopoli, 1763): 4a – 3 ♂♂

Salticidae

Euophrys sulphurea (L. Koch, 1867): 7 – 1 ♀

Evarcha jucunda (Lucas, 1846): 14 – 1 ♂

Heliophanus equester L. Koch, 1867: 8b – 1 ♀

Heliophanus lineiventris Simon, 1868: 4b – 1 ♂

Heliophanus melinus L. Koch, 1867: 11d – 1 ♀

Menemerus semilimbatus (Hahn, 1829): 4a – 1 ♂,
2 sad♀♀; 12 – 1 ♀

Philaeus chrysops (Poda, 1761): 4a – 2 ♂♂, 1 ♀; 10 – 1 ♂,
11d – 2 ♂♂; 21 – 1 ♀

Salticus propinquus Lucas, 1846: 4a – 1 ♂

Scytodidae

Scytodes thoracica (Latreille, 1802): 1b – 1 ♀

Selenopidae

Selenops radiatus Latreille, 1819: 16 – 1 J

Sicariidae

Loxosceles rufescens (Dufour, 1820): 1a – 1 ♀; 1b – 1 ♀;
10 – 1 sad♂; 12 – 1 J; 20 – 1 ♀

Sparassidae

Eusparassus walckenaeri (Audouin, 1826): 10 – 2 JJ;
19 – 1 sad♂; 20a – 1 sad♂, 1 sad♀

Tetragnathidae

Meta bourneti Simon, 1922: 15b – 1 J; 15c – 5 ♀♀, 11 JJ

Meta menardi (Latreille, 1804): 23 – 1 ♀ (det. F. Miller)

Metellina merianae (Scopoli, 1763): 9c – 1 ♂; 15b – 1 ♀, 2 JJ;
15c – 1 ♂, 2 ♀♀, 3 JJ

Tetragnatha montana Simon, 1874: 3 – 2 ♀♀, 5 JJ; 9c – 2 ♂♂, 1 ♀

Theridiidae

Asagena phalerata (Panzer, 1801): 4a – 2 ♂♂

Crustulina scabripes Simon, 1881: 1b – 1 ♀; 11d – 1 ♀

Phycosoma inornatum (O. Pickard-Cambridge, 1861):
15b – 1 ♀

Steatoda paykulliana (Walckenaer, 1806): 4a – 3 ♀♀; 4b – 1 ♂,
3 ♀♀, 1 J

Thomisidae

Bassaniodes cf. *tenebrosus* (Šilhavý, 1944): 7 – 1 ♀ (Fig. 8a-b);
18b – 1 ♀

Runcinia grammica (C. L. Koch, 1837): 8a – 1 sad♂

Synema plorator (O. Pickard-Cambridge, 1872): 8a – 1 ♀

Thomisus onustus Walckenaer, 1805: 4a – 1 J; 8a – 1 J

Xysticus acerbus Thorell, 1872: 4a – 3 ♀♀



Fig. 5: *Dysdera punctata*-group, female from Corfu



Fig. 7: *Arctosa similis*, female from Gavdos, epigyne

Xysticus cristatus (Clerck, 1757): 19 – 1 ♀

Xysticus thessalicus Simon, 1916: 4a – 2 ♂♂, 1 sad♂; 9c – 1 ♀
(Fig. 9a-b) (det. J. Dolansky)

Comments

This nearly century-old material revealed a presence of 74 species, or better said taxa, as some of them were identified only to species-group level. The most important discovery

was *Leviellus stroemi*. This species is recorded here for the first time in Greece. The finding of this species confirms the general importance of revisions of historical collections. Other good examples of useful data obtained from such collections could include locating a bat, *Pipistrellus nathusii* (Keyserling & Blasius, 1839), in the collection of Natural History Museum of Crete, Irakleio, confirming thereafter its presence in Crete and its southernmost distribution margin (Benda et al.



Fig. 6: *Zelotes cingarus*, female. a. habitus (Corfu); b. epigyne (Preveza)

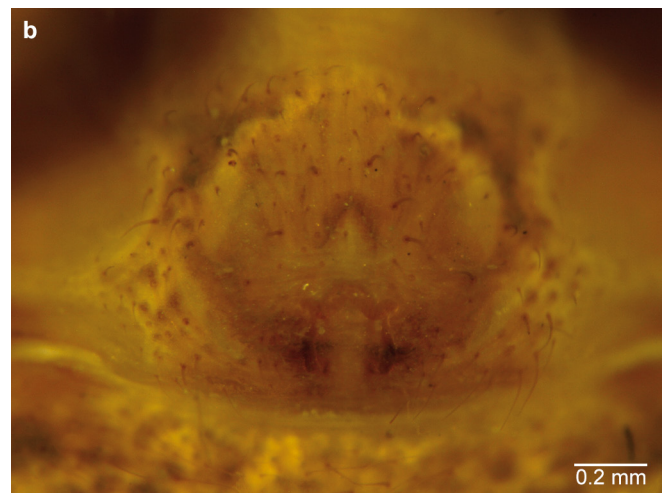


Fig. 8: *Bassaniodes* cf. *tenebrosus*, female from Anogia. a. habitus; b. epigyne




Fig. 9: *Xysticus thessalicus*, female from Taygetos. **a.** habitus; **b.** epigyne

2009); or locating a bird, *Numenius tenuirostris* Vieillot, 1817, in the collection of the NMPC, now apparently an extinct species in Poland (Mlíkovský 2007).

The species composition of the spiders reflects the collecting method, general collecting effort and timing of the expeditions. As these were organized primarily for collecting vertebrates (reptiles) and insects during spring, and spiders were thus only collected as a “by-product”, only a restricted number of spider groups are represented. First, relatively large-bodied species that are unmissable and easy to collect during the day (e.g. large araneids, lycosids, sparassids or gnaphosids). Second, species that were collected by commonly used entomological collecting methods, e.g. sweeping (spiders dwelling on grass and shrubs, e.g. salticids, thomisids, linyphiids). Third, cave species that, despite their smaller size, were not overlooked during a presumably detailed investigation of these specific areas (e.g. nesticids or a blind *Troglohyphantes* juvenile from the Nausa Cave, that was, however, along with other unidentifiable juveniles, excluded from the text). On the other hand, species inhabiting other biotopes (e.g. the ground or canopies), night-active species (that could have been collected by pitfall traps or by hand during the night) or species occurring in autumn are largely underrepresented. Despite this “methodological bias”, the sampled species still contribute to the faunistics of Greece and again underline the importance of natural history collections.

Acknowledgements

I thank J. Dolanský (Pardubice), V. Opatova (Prague) and M. Řezáč (Prague) for help with identification of some specimens; L. Kardaki (Corfu), M. Chatzaki (Alexandroupolis) and J. Moravec (Prague) clarified several localities. I also thank E. Ašenbrennerová (formerly Kyrálová; Prague) for technical assistance. Finally, I would like to thank Peter Jäger (Frankfurt am Main) and an anonymous reviewer for useful comments and suggestions that improved the earlier version of the manuscript. This work was financially supported by the Ministry of Culture of the Czech Republic (DKRVO 2019–2023/6.I.d–e, National Museum of the Czech Republic, 00023272).

References

- Benda P, Georgiakais P, Dietz C, Hanák V, Galanaki K, Markantonatou V, Chudáková A, Hulva P & Horáček I 2009 Bats (Mammalia: Chiroptera) of the Eastern Mediterranean and Middle East. Part 7. The bat fauna of Crete, Greece. – *Acta Societatis Zoologicae Bohemicae* 72 [2008]: 105–190
- Bosmans R & Chatzaki M 2005 A catalogue of the spiders of Greece. A critical review of all spider species cited from Greece with their localities. – *Newsletter of the Belgian Arachnological Society* 20 (supplement 2): 1–124
- Buchar J 1997 Změny ve složení arachnofauny Mohelenské hadcové stepi v letech 1942 až 1995 [Changes in the composition of the arachnofauna of the Mohelno Serpentine Stony Steppe between 1942 and 1995]. – *Acta Scientiarum Naturalium Musei Moraviae Occidentalis Třebíč* 28: 1–28 [in Czech, with English summary]
- Buchar J 2001 Two new species of the genus *Alopecosa* (Araneae: Lycosidae) from south-eastern Europe. – *Acta Universitatis Carolinae – Biologica* 45: 257–266
- Buchar J 2009 Distribution patterns of wolf spiders (Araneae: Lycosidae) along a transect from Greece to the Czech Republic. – *Contributions to Natural History* 12: 315–340
- Buchar J & Dolanský J 2011 New records of wolf spiders (Araneae: Lycosidae) in the Mediterranean. – *Klapalekiana* 47: 5–11
- Buchar J, Knoflach B & Thaler K 2006 On the identity of *Arctosa variana* C. L. Koch and *Arctosa similis* Schenkel, with notes on related species. – *Bulletin of the British Arachnological Society* 13: 329–336
- Buchar J & Thaler K 2002 Über *Pardosa atomaria* (C. L. Koch) und andere *Pardosa*-Arten an Geröllfluren in Süd- und Mitteleuropa (Araneae, Lycosidae). – *Linzer biologische Beiträge* 34: 445–465
- Decae AE 1995 Two new trapdoor spider species in the genus *Nemesia* Audouin, 1827 and the first report of this genus from Greece (Araneae, Mygalomorphae, Nemesiidae). – *Deinsea* 2: 1–8
- Decae AE 2012 Geography-related sub-generic diversity within the Mediterranean trapdoor spider genus *Nemesia* (Araneae, Mygalomorphae, Nemesiidae). – *Arachnologische Mitteilungen* 43: 24–28 – doi: [10.5431/aramit4304](https://doi.org/10.5431/aramit4304)
- Dolejš P 2016 A collection of sea spiders (Pycnogonida: Pantopoda) in the National Museum, Prague (Czech Republic). – *Arachnologische Mitteilungen* 51: 12–15 – doi: [10.5431/aramit5103](https://doi.org/10.5431/aramit5103)
- Dolejš P & Vaňousová K 2015 A collection of horseshoe crabs (Chelicerata: Xiphosura) in the National Museum, Prague (Czech Republic) and a review of their immunological importance. – *Arachnologische Mitteilungen* 49: 1–9 – doi: [10.5431/aramit4901](https://doi.org/10.5431/aramit4901)
- Drew J 2011 The role of natural history institutions and bioinformatics in conservation biology. – *Conservation Biology* 25: 1250–1252 – doi: [10.1111/j.1523-1739.2011.01725.x](https://doi.org/10.1111/j.1523-1739.2011.01725.x)
- Ewers-Saucedo C, Allspach A, Barilaro C, Bick A, Brandt A, Fiege D, Fütting S, Hausdorf B, Hayer S, Husemann M, Joger U, Kamcke C, Küster M, Lohrmann V, Martin I, Michalik P, Reinicke G-B, Schwentner M, Stiller M & Brandis D 2021 Natural history collections recapitulate 200 years of faunal change. – *Royal Society Open Science* 8 (201983): 1–19 – doi: [10.1098/rsos.201983](https://doi.org/10.1098/rsos.201983)
- Gilgado JD, Rusterholz H-P & Baur B 2022 Millipedes step up: species extend their upper elevational limit in the Alps in response to climate warming. – *Insect Conservation and Diversity* 15: 61–72 – doi: [10.1111/icad.12535](https://doi.org/10.1111/icad.12535)

- Isaia M, Kronestedt T, Ballarin F & Chiarle A 2018 On the morphological separation of two sibling species: *Pardosa proxima* (*P. vilijmi* syn. nov.) and *P. tenuipes* (Araneae: Lycosidae). – *Arachnologische Mitteilungen* 56: 6-16 – doi: [10.30963/aramit5602](https://doi.org/10.30963/aramit5602)
- Jiroušková J, Kandert J, Mlíkovský J & Šámal M (eds) 2011 Emil Holub's collection in the National Museum. National Museum, Prague. 204 pp.
- Kitchener AC 1997 The role of museums and zoos in conservation biology. – *International Zoo Yearbook* 35: 325-336 – doi: [10.1111/j.1748-1090.1997.tb01228.x](https://doi.org/10.1111/j.1748-1090.1997.tb01228.x)
- Komnenov M 2014 Spider fauna of the Osogovo Mt. Range, Northeastern Macedonia. – *Fauna Balkana* 2 (2013): 1-267
- Levy G 1985 Araneae: Thomisidae. In: *Fauna Palaestina, Arachnida II*. Israel Academy of Sciences and Humanities Jerusalem. 115 pp.
- Marusik YM, Nadolny AA & Koponen S 2018 A survey of the *Alopecosa cursor* species group (Aranei: Lycosidae) from Asia. – *Arthropoda Selecta* 27: 348-362 – doi: [10.15298/arthscl.27.4.12](https://doi.org/10.15298/arthscl.27.4.12)
- Mlíkovský J 2007 Nieznany okaz kulika cienkodziobego *Numenius tenuirostris* z Polski [An unknown specimen of the Slender-billed Curlew *Numenius tenuirostris* from Poland]. – *Notatki Ornitologiczne* 48: 281-282 [in Polish, with English summary]
- Mlíkovský J, Benda P, Dolejš P, Moravec J & Šanda R 2013 Jirušův odkaz a zoologické sbírky Národního muzea v Praze [Jirušův bequest and zoological collections of the National Museum in Prague]. – *Acta Musei Nationalis Pragae, Series A – Historia* 67: 47-52 [in Czech, with English abstract]
- Nentwig W, Blick T, Bosmans R, Gloor D, Hänggi A & Kropf C 2023 Spiders of Europe. Version 3.2023. – Internet: <https://araneae.nmbe.ch> (22. Mar. 2023) – doi: [10.24436/1](https://doi.org/10.24436/1)
- Oger P 2022 Les araignées de Belgique et de France. – Internet: <https://arachno.piwigo.com/> (30. Nov. 2022)
- Punčochář P 2021 Fauna vodulí několika rybníků v České republice v r. 2020 v porovnání s nálezem Dr. Karla Thona publikovanými v r. 1900 [Fauna of water mites in several ponds in the Czech Republic in 2020 in comparison with the findings of Dr. Karl Thon published in 1900]. – *Ochrana přírody* 68: 35-35 [in Czech, with English summary]
- Punčochář P 2022 Changes in the fauna of water mites (Acari: Parasitengona: Hydrachnidia) in small streams of the Bohemian-Moravian Highlands between the years 1964 and 2018. – *Acta Societatis Zoologicae Bohemicae* 85 [2021]: 34-44
- Růžička V 2018 A review of the spider genus *Porrhomma* (Araneae, Linyphiidae). – *Zootaxa* 4481: 1-75 – doi: [10.11646/zootaxa.4481.1.1](https://doi.org/10.11646/zootaxa.4481.1.1)
- Stäubli A 2022 Interactive key to linyphiid species. In: Nentwig W et al. *Spiders of Europe*. – Internet: <http://www.araneae.nmbe.ch> (30. Nov. 2022)
- Štěpánek O 1934 Poznámky k herpetologii Kreta [Sur l'herpétologie de l'île de Crète]. – *Sborník zoologického oddělení Národního muzea v Praze* 1: 7-10 [in Czech, with French abstract]
- Štěpánek O 1936 Kréta a nástin její obratlovčí fauny [Crete and outline of its vertebrate fauna]. – *Věda přírodní* 17: 53-58 [in Czech]
- Štěpánek O 1944 Zur Herpetologie Griechenlands. – *Věstník České zoologické společnosti v Praze* 9: 123-147
- Štěpánek O, Moravec J & Lymberakis P 2016 V zemi Mínótaura – Vzpomínky přírodovědce [In the Land of Minotaur – Memoirs of a naturalist]. Národní muzeum, Praha, 208 pp. [in Czech; with one chapter in English]
- Suarez AV & Tsutsui ND 2004 The value of museum collections for research and society. – *BioScience* 54: 66-74 – doi: [10.1641/0006-3568\(2004\)054\[0066:TVOMCF\]2.0.CO;2](https://doi.org/10.1641/0006-3568(2004)054[0066:TVOMCF]2.0.CO;2)
- Subchev M, Dolejš P & Kilmajerova V 2017 Branchiobdellida (Annelida: Clitellata) from collections of the National Museum (Prague) and recent samples from Slovakia, with a synopsis of branchiobdellidans from Czechia, Slovakia, and Bosnia and Herzegovina. – *Acta zoologica bulgarica* 69: 467-476
- Thaler K, Buchar J & Knoflach B 2000 Notes on wolf spiders from Greece (Araneae, Lycosidae). – *Linzer biologische Beiträge* 32: 1071-1091
- Wunderlich J 1995 Zur Kenntnis west-paläarktischer Arten der Gattungen *Psammitis* Menge 1875, *Xysticus* C. L. Koch 1835 und *Ozyptila* Simon 1864 (Arachnida: Araneae: Thomisidae). – *Beiträge zur Araneologie* 4 (1994): 749-774
- WSC 2022. World Spider Catalog. Version 23.5. Natural History Museum Bern – Internet: <http://wsc.nmbe.ch> (30. Nov. 2022) – doi: [10.24436/2](https://doi.org/10.24436/2)
- Zamani A, Mirshamasi O, Dolejš P, Marusik YM, Esyunin SL, Hula V & Ponel P 2017 New data on the spider fauna of Iran (Arachnida: Araneae), Part IV. – *Acta Arachnologica* 66: 55-71 – doi: [10.2476/asjaa.66.55](https://doi.org/10.2476/asjaa.66.55)
- Zamani A, Nadolny AA & Dolejš P 2022 New data on the spider fauna of Iran (Arachnida: Araneae), Part X. – *Arachnology* 19: 551-573 – doi: [10.13156/arac.2022.19.2.551](https://doi.org/10.13156/arac.2022.19.2.551)